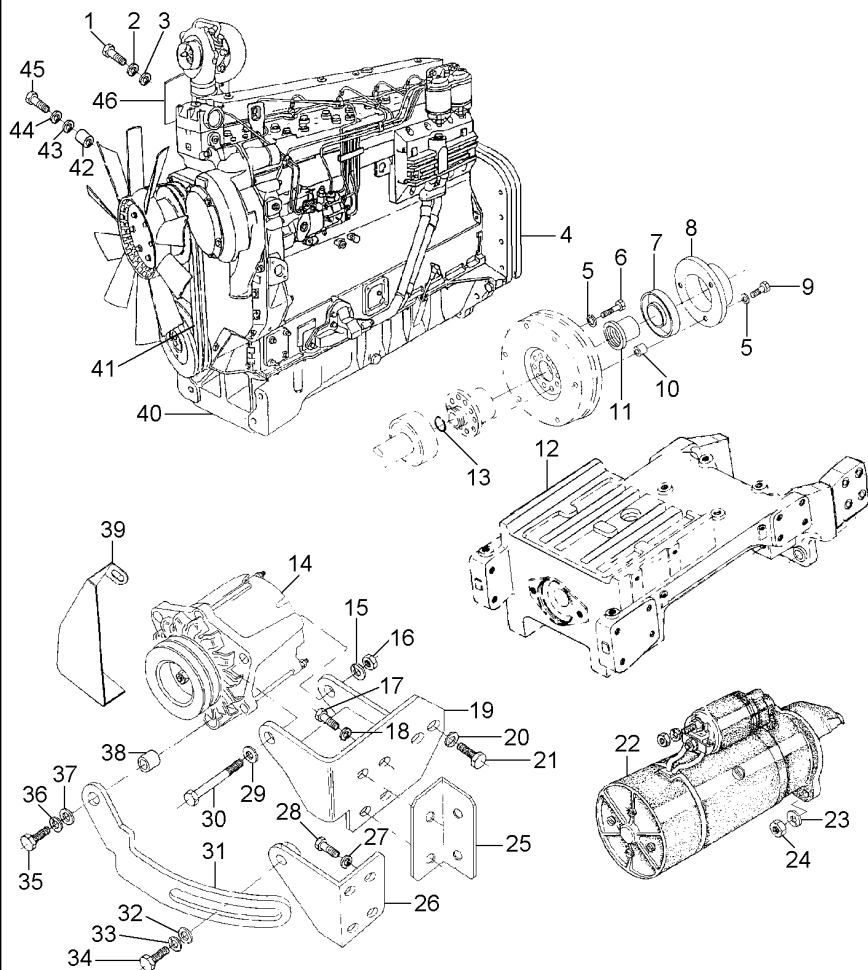


Motor  
Engine  
Motor

10-10

Sem Cabine  
Without Cab  
Sin Cabina



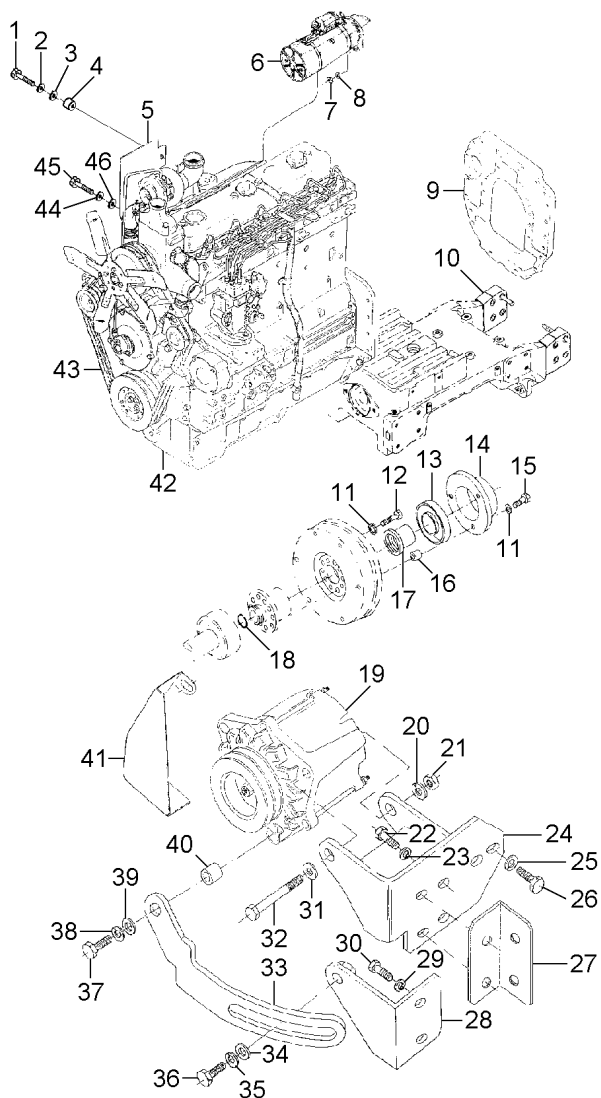
- 1 339081X1
- 2 339376X1
- 3 353756X1
- 4 036657N1
- 5 353439X1
- 6 361575X1
- 7 021096T1
- 8 021087P1
- 9 353887X1
- 10 021086P1
- 11 021095P2
- 12 036661N1
- 13 023289P1
- 14 060074T1
- 15 353434X1
- 16 353431X1
- 17 353679X1
- 18 353446X1
- 19 036691S1
- 20 339376X1
- 21 339081X1
- 22 3145134M92
- 23 353434X1
- 24 353431X1
- 25 036695P1
- 26 036696S1
- 27 339376X1
- 28 339081X1
- 29 353756X1
- 30 354513X1
- 31 036705P1
- 32 353756X1
- 33 353434X1
- 34 353691X1
- 35 354264X1
- 36 353434X1
- 37 353756X1
- 38 3145137M1
- 39 049202T1
- 40 042181T1
- 41 036720T1
- 42 042962P1
- 43 339376X1
- 44 353756X1
- 45 390398X1
- 46 042750S1

10-145 No

60-10 No

10-20 No

1 PARAFUSO	BOLT	PERNO
1 ARRUELA	WASHER	ARANDELA
1 ARRUELA	WASHER	ARANDELA
1 FIXAÇÃO	FASTENER	CIERRE
12 ARRUELA	WASHER	ARANDELA
9 PARAFUSO	BOLT	PERNO
1 RETENTOR	OIL SEAL	BUJE RETENACEITE
1 ALOJAMENTO	ATOMISER BODY	CUERPO ATOMIZ.
3 PARAFUSO	BOLT	PERNO
3 ESPAÇADOR	SPACER	PIEZA DISTANCIA
1 BUCHA	BUSH	CASQUILLO
1 FIXADOR	ATTACHMENT	ADITAMENTO
1 ANEL "O"	O RING	JUNTA TORICA
1 ALTERNADOR	ALTERNATOR	ALTERNADOR
1 ARRUELA	WASHER	ARANDELA
1 PORCA	NUT	TUERCA
2 PARAFUSO	BOLT	PERNO
2 ARRUELA	WASHER	ARANDELA
1 SUPORTE	BRACKET	SOPORTE
1 ARRUELA	WASHER	ARANDELA
1 PARAFUSO	BOLT	PERNO
1 MOTOR PARTIDA	STARTERMOTOR	MOTOR ARRANQUE
2 ARRUELA	WASHER	ARANDELA
2 PORCA	NUT	TUERCA
1 SUPORTE	BRACKET	SOPORTE
1 SUPORTE	BRACKET	SOPORTE
2 ARRUELA	WASHER	ARANDELA
2 PARAFUSO	BOLT	PERNO
1 ARRUELA	WASHER	ARANDELA
1 PARAFUSO	BOLT	PERNO
1 ESTICADOR	TURNBUCKLE	TORNIQUETE
1 ARRUELA	WASHER	ARANDELA
1 ARRUELA	WASHER	ARANDELA
1 PARAFUSO	BOLT	PERNO
1 PARAFUSO	BOLT	PERNO
1 ARRUELA	WASHER	ARANDELA
1 ARRUELA	WASHER	ARANDELA
1 ESPAÇADOR	SPACER	PIEZA DISTANCIA
1 PROTEÇÃO	GUARD	DEFENSA
1 MOTOR	ENGINE	MOTOR
1 CORREIA	BELT	CORREA
1 ESPAÇADOR	SPACER	PIEZA DISTANCIA
1 ARRUELA	WASHER	ARANDELA
1 ARRUELA	WASHER	ARANDELA
1 PARAFUSO	BOLT	PERNO
1 DEFLETOR	DEFLECTOR	DEFLECTOR



- 1 1441865X1
- 2 353756X1
- 3 339376X1
- 4 042962P1
- 5 042750S1
- 6 2834390M91
- 7 353431X1
- 8 353434X1
- 9 036657N1
- 10 036661N1
- 11 353439X1
- 12 361575X1
- 13 021096T1
- 14 021087P1
- 15 353887X1
- 16 021086P1
- 17 021095P2
- 18 023289P1
- 19 3469109M91

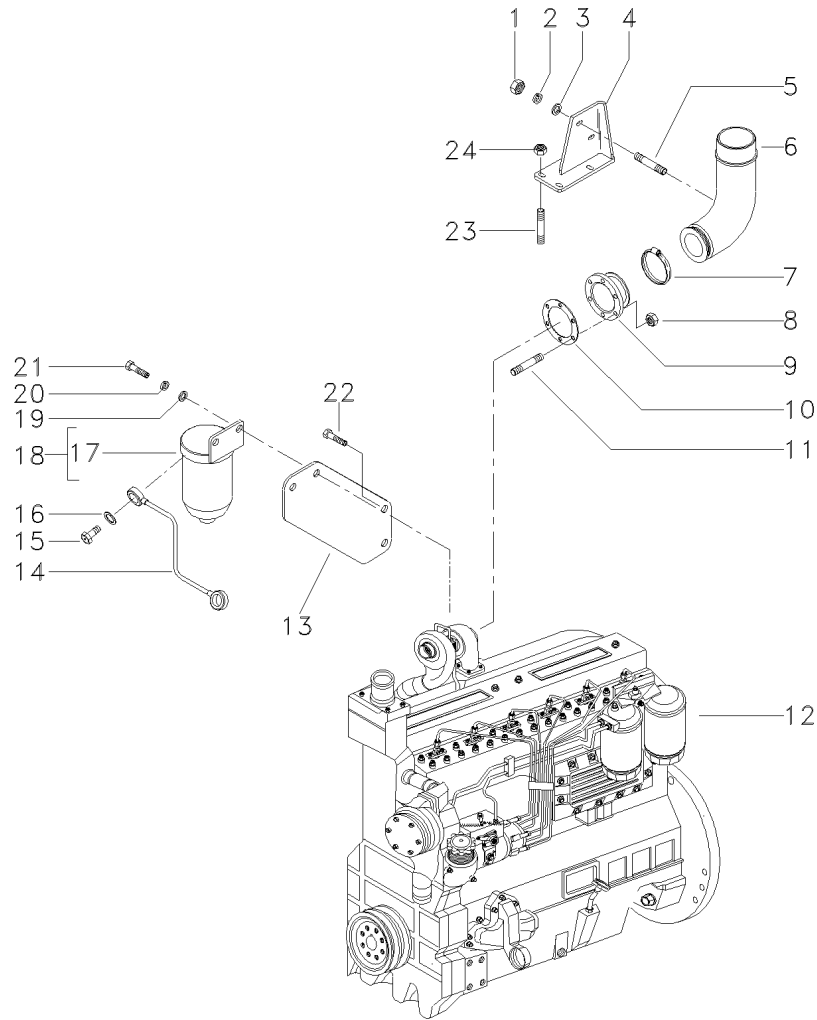
👁 10-145 No  
👁 60-10 No

PRESTOLITE 55A  
👁 10-290 No  
BOSCH 75A  
👁 10-295 No

- 19 060188N1
- 20 353434X1
- 21 353431X1
- 22 353679X1
- 23 353446X1
- 24 036691S1
- 25 339376X1
- 26 339081X1
- 27 036695P1
- 28 036696S1
- 29 339376X1
- 30 339081X1
- 31 353756X1
- 32 354513X1
- 33 036705P1
- 34 353756X1
- 35 353434X1
- 36 353691X1
- 37 354264X1
- 38 353434X1
- 39 353756X1
- 40 3145137M1
- 41 049202T1
- 42 042181T1
- 43 036720T1
- 44 353756X1
- 45 339401X1
- 46 339376X1

👁 10-20 No

1 PARAFUSO	BOLT	PERNO
1 ARRUELA	WASHER	ARANDELA
1 ARRUELA	WASHER	ARANDELA
1 ESPAÇADOR	SPACER	PIEZA DISTANCIA
1 DEFLETOR	DEFLECTOR	DEFLECTOR
1 MOTOR PARTIDA	STARTERMOTOR	MOTOR ARRANQUE
2 PORCA	NUT	TUERCA
2 ARRUELA	WASHER	ARANDELA
1 FIXAÇÃO	FASTENER	CIERRE
1 FIXADOR	ATTACHMENT	ADITAMENTO
12 ARRUELA	WASHER	ARANDELA
9 PARAFUSO	BOLT	PERNO
1 RETENTOR	OIL SEAL	BUJE RETENACEITE
1 ALOJAMENTO	ATOMISER BODY	CUERPO ATOMIZ.
3 PARAFUSO	BOLT	PERNO
3 ESPAÇADOR	SPACER	PIEZA DISTANCIA
1 BUCHA	BUSH	CASQUILLO
1 ANEL "O"	O RING	JUNTA TORICA
1 ALTERNADOR	ALTERNATOR	ALTERNADOR
1 ALTERNADOR	ALTERNATOR	ALTERNADOR
1 ARRUELA	WASHER	ARANDELA
1 PORCA	NUT	TUERCA
2 PARAFUSO	BOLT	PERNO
2 ARRUELA	WASHER	ARANDELA
1 SUPORTE	BRACKET	SOPORTE
1 ARRUELA	WASHER	ARANDELA
1 PARAFUSO	BOLT	PERNO
1 SUPORTE	BRACKET	SOPORTE
1 SUPORTE	BRACKET	SOPORTE
2 ARRUELA	WASHER	ARANDELA
2 PARAFUSO	BOLT	PERNO
1 ARRUELA	WASHER	ARANDELA
1 PARAFUSO	BOLT	PERNO
1 ESTICADOR	TURNBUCKLE	TORNIQUETE
1 ARRUELA	WASHER	ARANDELA
1 ARRUELA	WASHER	ARANDELA
1 PARAFUSO	BOLT	PERNO
1 PARAFUSO	BOLT	PERNO
1 ARRUELA	WASHER	ARANDELA
1 ARRUELA	WASHER	ARANDELA
1 ESPAÇADOR	SPACER	PIEZA DISTANCIA
1 PROTEÇÃO	GUARD	DEFENSA
1 MOTOR	ENGINE	MOTOR
1 CORREIA	BELT	CORREA
1 ARRUELA	WASHER	ARANDELA
1 PARAFUSO	BOLT	PERNO
1 ARRUELA	WASHER	ARANDELA



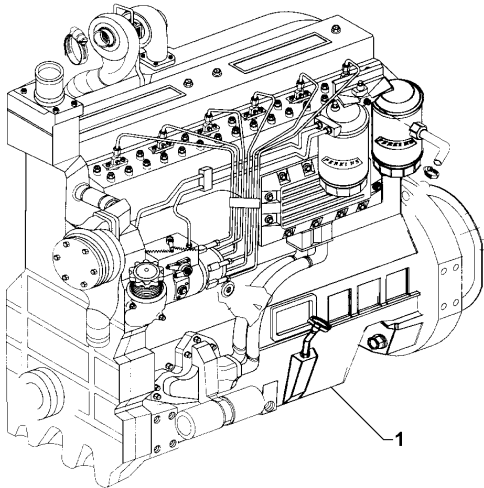
10-25 No

- 1 353431X1
- 2 353434X1
- 3 353756X1
- 4 048676S1
- 5 048698P1
- 6 048757P1
- 7 048702T1
- 8 052725G1
- 9 048758P1
- 10 048759P1
- 11 048697P1
- 12 057292T1
- 13 048679P1
- 14 048700S1
- 15 1481691M1
- 16 1480517M1
- 17 048846R1
- 18 048704T1
- 19 353756X1
- 20 353434X1
- 21 353540X1
- 22 3009194X1
- 23 048699P1
- 24 3019125X1

- |               |         |               |
|---------------|---------|---------------|
| 1 PORCA       | NUT     | TUERCA        |
| 2 ARRUELA     | WASHER  | ARANDELA      |
| 2 ARRUELA     | WASHER  | ARANDELA      |
| 1 SUPORTE     | BRACKET | SOPORTE       |
| 2 PRISIONEIRO | STUD    | ESPARRAGO     |
| 1 COTOVELO    | ELBOW   | CODO          |
| 1 BRAÇADEIRA  | CLAMP   | ABRAZADERA    |
| 6 PORCA       | NUT     | TUERCA        |
| 1 ADAPTADOR   | ADAPTOR | ADAPTADOR     |
| 1 JUNTA       | GASKET  | EMPAQUETADURA |
| 6 PRISIONEIRO | STUD    | ESPARRAGO     |
| 1 MOTOR       | ENGINE  | MOTOR         |
| 1 SUPORTE     | BRACKET | SOPORTE       |
| 1 TUBO        | PIPE    | CANO          |
| 2 PARAFUSO    | BOLT    | PERNO         |
| 4 ARRUELA     | WASHER  | ARANDELA      |
| 1 ELEMENTO    | ELEMENT | ELEMENTO      |
| 1 FILTRO      | FILTER  | FILTRO        |
| 2 ARRUELA     | WASHER  | ARANDELA      |
| 2 ARRUELA     | WASHER  | ARANDELA      |
| 2 PARAFUSO    | BOLT    | PERNO         |
| 2 PARAFUSO    | BOLT    | PERNO         |
| 4 PRISIONEIRO | STUD    | ESPARRAGO     |
| 4 PORCA       | NUT     | TUERCA        |

Motor 1006-6t  
Engine 1006-6t  
Motor 1006-6t

10-25



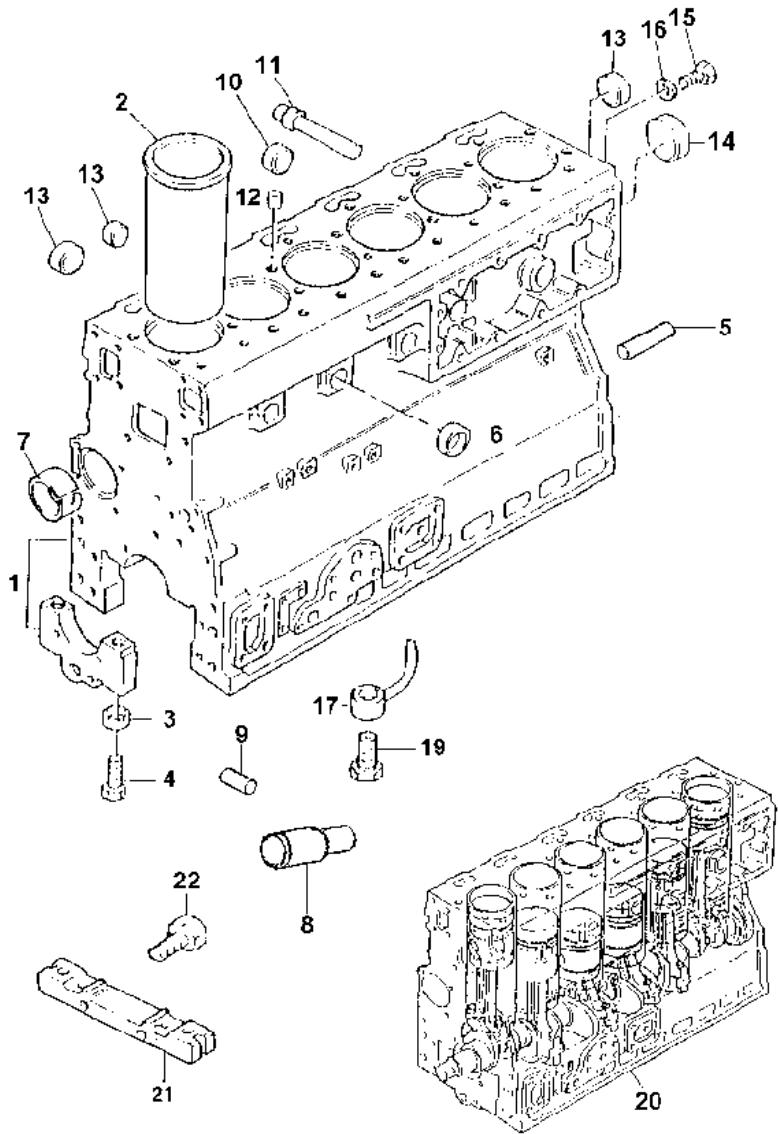
1 057292T1

1 MOTOR

ENGINE

MOTOR





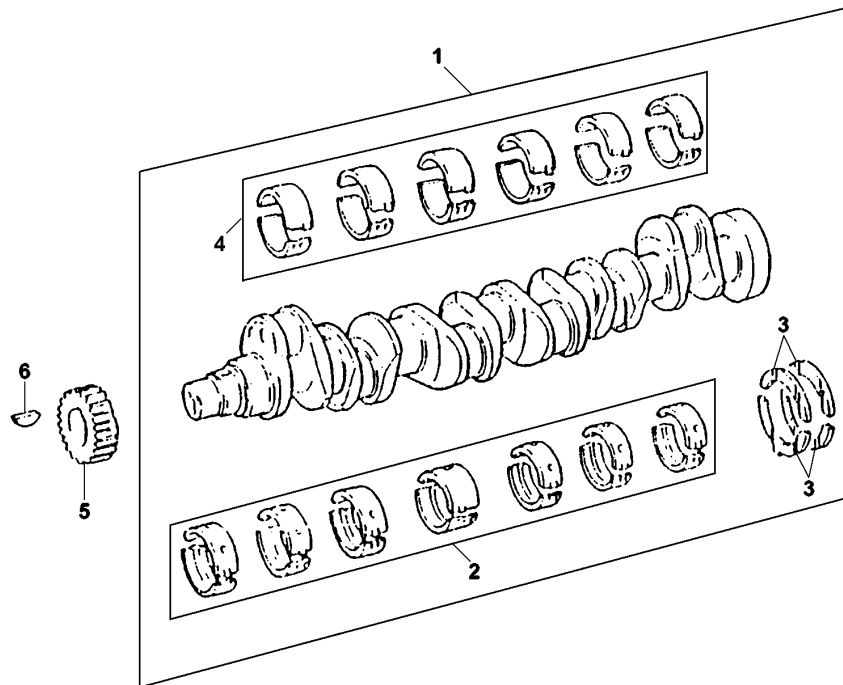
- 1 S1029
- 2 3135X041
- 2 3135X042
- 3 33142111
- 4 32166329
- 5 0350009
- 6 32418122
- 7 31134165
- 8 3271H004
- 9 2116087
- 10 32416118
- 11 2485A204
- 12 32417134
- 13 32418122
- 14 32416119
- 15 32168212
- 16 3311R003
- 17 4126X124
- 19 4138A017
- 20 S1032
- 21 3627P023
- 22 2311D039

[A] CAMISA SEMI ACABADA  
PARTLY FINISH LINER  
CAMISA CASI ACABADA

1 BLOCO CILINDROS	CYLINDER BLOCK	BLOQUE CILINDROS
X CAMISA	LINER	CAMISA
6 CAMISA	LINER	CAMISA
14 ANEL	RING	ARO
14 PARAFUSO	BOLT	PERNO
2 PINO	PIN	PASADOR
5 BUJÃO	PLUG	TAPON
1 BUCHA	BUSH	CASQUILLO
1 EIXO	SHAFT	ARBOL
1 PINO	PIN	PASADOR
5 BUJÃO	PLUG	TAPON
1 BUJÃO	PLUG	TAPON
1 BUJÃO	PLUG	TAPON
7 BUJÃO	PLUG	TAPON
1 BUJÃO	PLUG	TAPON
1 BUJÃO	PLUG	TAPON
1 ARRUELA	WASHER	ARANDELA
6 BICO INJETOR	NOZZLE	TOBERA
6 VÁLVULA	VALVE	VALVULA
1 MOTOR	ENGINE	MOTOR
1 PLACA	PLATE	PLATO
2 PARAFUSO	BOLT	PERNO

**Árvore De Manivelas**  
**Crankshaft**  
**Ciguenal**

**10-35**



- 1 S1026  
2 S1024  
2 S1024A  
2 S1024B  
2 S1024C  
3 424808  
3 424808A  
4 635474  
4 635474A  
4 635474B  
4 635474C  
5 3117C061  
6 0500012

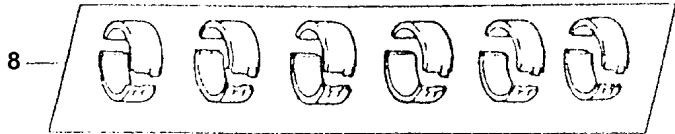
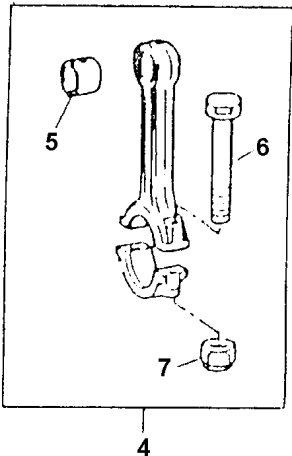
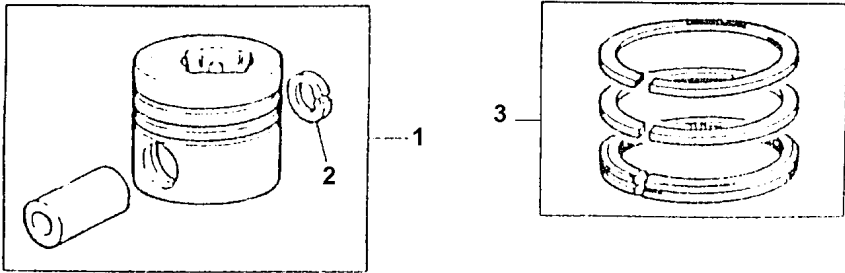
- |   |  |        |
|---|--|--------|
| 1 |  | +0,10" |
|   |  | +0,20  |
|   |  | +0,30  |
| 1 |  | +0,075 |
| 1 |  | +0,10  |
|   |  | +0,20  |
|   |  | +0,30  |

- |   |                 |             |
|---|-----------------|-------------|
| 1 | VIRABREQUIM     | CRANKSHAFT  |
| 1 | JOGO CASQUILHOS | BEARING KIT |
| X | JOGO CASQUILHOS | BEARING KIT |
| X | JOGO CASQUILHOS | BEARING KIT |
| X | JOGO CASQUILHOS | BEARING KIT |
| 1 | JG. ARRUELAS    | KIT, WASHER |
| X | JG. ARRUELAS    | KIT, WASHER |
| 1 | JOGO CASQUILHOS | BEARING KIT |
| X | JOGO CASQUILHOS | BEARING KIT |
| X | JOGO CASQUILHOS | BEARING KIT |
| X | JOGO CASQUILHOS | BEARING KIT |
| 1 | ENGRENAGEM      | GEAR        |
| 1 | CHAVETA         | KEY         |

- CIGUENAL  
JUEGO COJINETES  
JUEGO COJINETES  
JUEGO COJINETES  
JUEGO COJINETES  
JUEGO ARANDELAS  
JUEGO ARANDELAS  
JUEGO COJINETES  
JUEGO COJINETES  
JUEGO COJINETES  
ENGRANAJE  
CLAVE

Pistões E Bielas  
Pistons And Connecting Rods  
Pistones Y Bielas

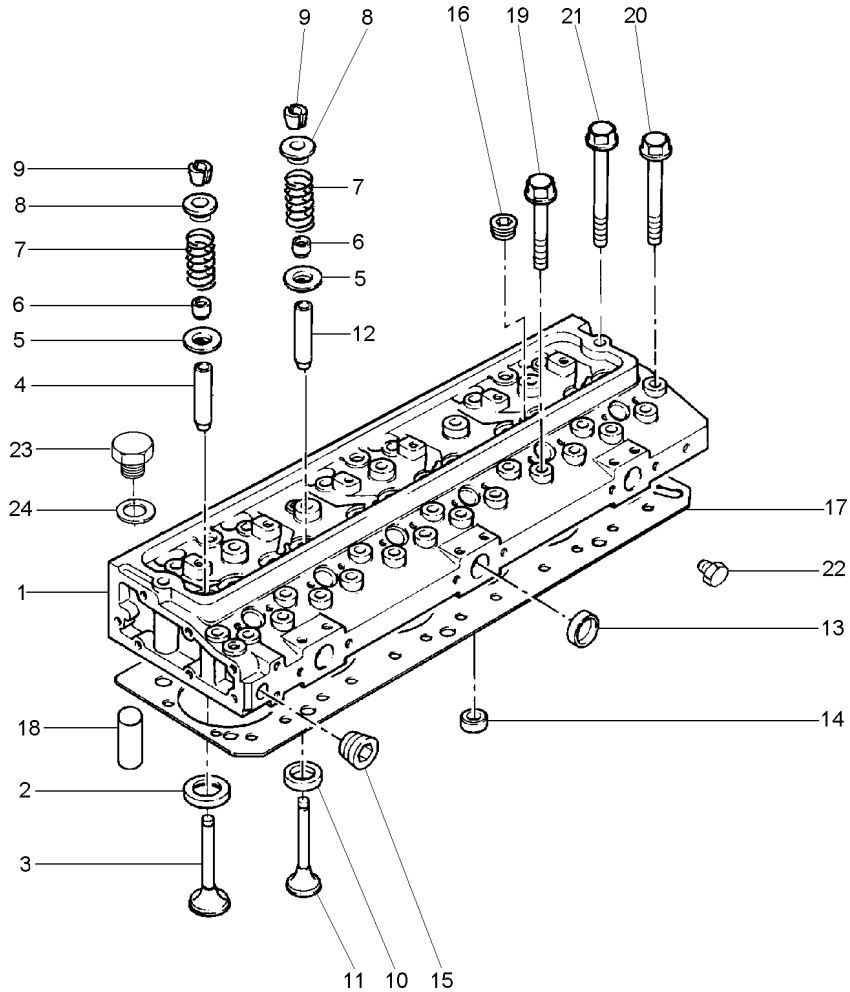
10-40



1	S1019		6	PISTÃO	PISTON	PISTON
2	70170035	1	12	ANEL TRAVA	CIRCLIP	CIRCLITO
3	S1016		6	JG. ANÉIS	KIT, RING	AROS JUEGO
4	4236119		6	BIELA	CONROD	BIELA
5	70998078	4	6	BUCHA	BUSH	CASQUILLO
6	32762116	4	12	PARAFUSO	BOLT	PERNO
7	70570094	4	12	PORCA	NUT	TUERCA
8	635474		1	JOGO CASQUILHOS	BEARING KIT	JUEGO COJINETES
8	635474A	Δ +.010"	X	JOGO CASQUILHOS	BEARING KIT	JUEGO COJINETES
8	635474B	Δ +.020"	X	JOGO CASQUILHOS	BEARING KIT	JUEGO COJINETES
8	635474C	Δ +.030"	X	JOGO CASQUILHOS	BEARING KIT	JUEGO COJINETES

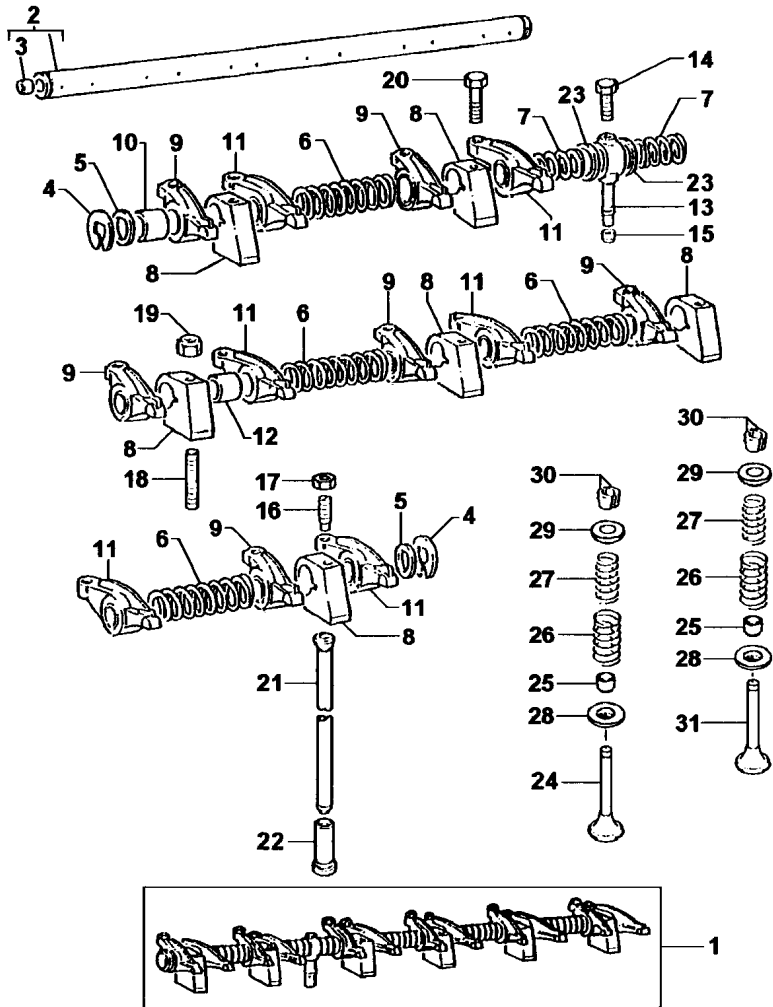
Cabeçote  
Cylinder Head  
Culata

10-45



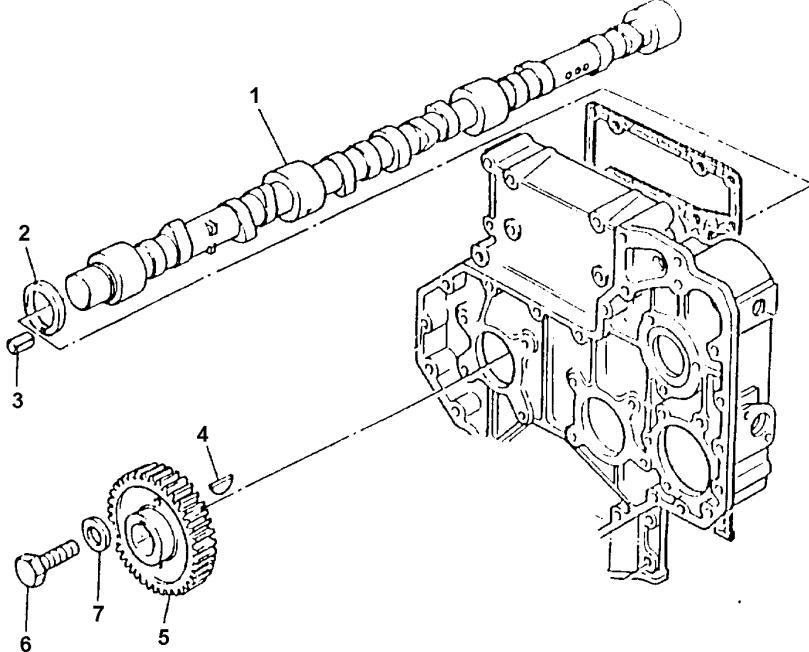
1	S1013	
2	3324E002	1
3	70910061	1
4	3343F041	1
5	33415118	1
6	70998120	1
7	3174P405	1
8	3342T007	1
9	70998122	1
10	3314A121	1
11	70910059	1
12	3343J021	1
13	70650075	1
14	32417156	1
15	70650119	1
16	70650118	1
17	3681H208	
18	2114A046	
19	32166219	
20	32166221	
21	32166222	
22	3212P002	
23	70650138	
24	70920128	

1	CABEÇOTE	HEAD	CULATA
6	SEDE VÁLVULA	VALVE SEAT	ASIENTO VALVULA
6	VÁLVULA ADMISSÃO	VALVE INLET	VALVULA ADMISION
6	GUIA ADMISSÃO	INLET GUIDE	GUIA ADMISION
12	ARRUELA	WASHER	ARANDELA
12	VEDADOR	SEAL	RETEN
12	MOLA	SPRING	RESORTE
12	CAPA	CAP	TAPA
24	TRAVA	LOCK	RETENEDOR
6	SEDE VÁLVULA	VALVE SEAT	ASIENTO VALVULA
6	VÁLVULA ESCAPE	VALVE EXHAUST	VALVULA ESCAPE
6	GUIA ESCAPE	EXHAUST GUIDE	GUIA ESCAPE
3	BUJÃO	PLUG	TAPON
6	BUJÃO	PLUG	TAPON
2	BUJÃO	PLUG	TAPON
6	BUJÃO	PLUG	TAPON
1	JUNTA	GASKET	EMPAQUETADURA
2	PINO	PIN	PASADOR
12	PARAFUSO	BOLT	PERNO
18	PARAFUSO	BOLT	PERNO
2	PARAFUSO	BOLT	PERNO
1	BUJÃO	PLUG	TAPON
1	BUJÃO	PLUG	TAPON
1	ARRUELA	WASHER	ARANDELA



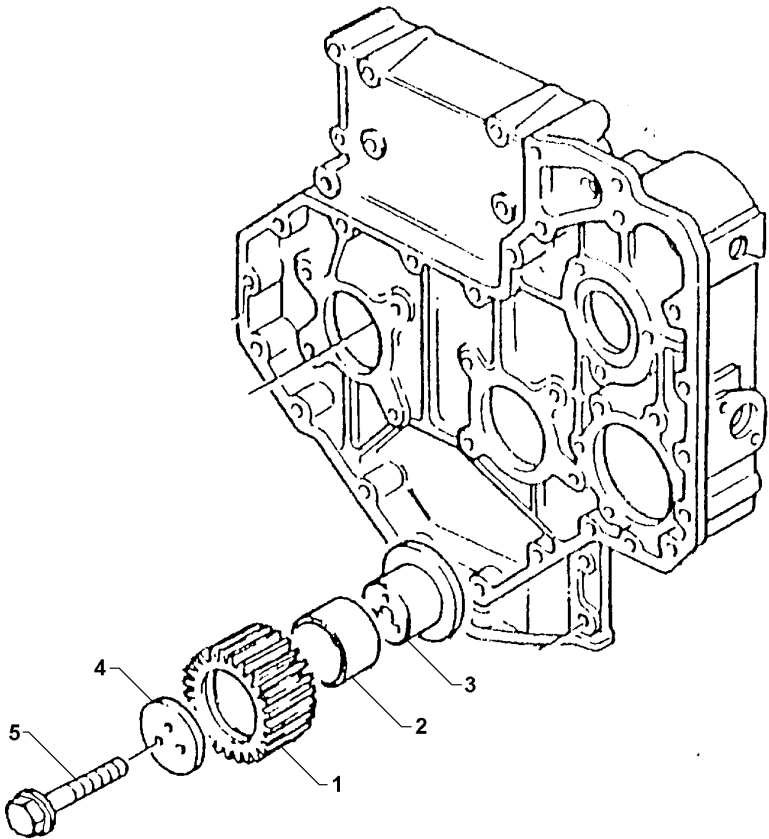
1	S1010	
2	S1011	1
3	0650507	2
4	0170151	1
5	33117434	1
6	31744123	1
7	31743108	1
8	70100716	1
9	70998095	1
10	2511425	9
11	70998096	1
12	2511425	11
13	35511111	1
14	2233022	
15	33811113	
16	0720579	1
17	0576052	1
18	2313H331	
19	2318A605	
20	2314J607	M12X50
21	70998041	
22	31434163	
23	33117426	1
24	70910061	
25	70998120	
26	31745122	
27	31744133	
28	33415118	
29	33424107	
30	70998122	
31	70910059	

1	EIXO BALANCEIRO	ROCKER SHAFT	EJE BALANCINES
1	EIXO	SHAFT	ARBOL
2	BUJÃO	PLUG	TAPON
2	ANEL TRAVA	CIRCLIP	CIRCULITO
2	ARRUELA	WASHER	ARANDELA
4	MOLA	SPRING	RESORTE
2	MOLA	SPRING	RESORTE
6	SUORTE	BRACKET	SOPORTE
6	BALANCEIRO	ROCKER	BALANCIN
6	BUCHA	BUSH	CASQUILLO
6	BALANCEIRO	ROCKER	BALANCIN
6	BUCHA	BUSH	CASQUILLO
1	TUBO	PIPE	CANO
1	PARAFUSO	BOLT	PERNO
1	OLIVA	OLIVE	OLIVA
12	PARAFUSO	BOLT	PERNO
12	PORCA	NUT	TUERCA
4	PRISIONEIRO	STUD	ESPARRAGO
4	PORCA	NUT	TUERCA
2	PARAFUSO	BOLT	PERNO
12	VARETA	ROD	VARILLA
12	TUCHO	TAPPET	TAQUET
2	ARRUELA	WASHER	ARANDELA
6	VÁLVULA ADMISSÃO	VALVE INLET	VALVULA ADMISION
12	VEDADOR	SEAL	RETEN
12	MOLA	SPRING	RESORTE
12	MOLA	SPRING	RESORTE
12	ARRUELA	WASHER	ARANDELA
12	CAPA	CAP	TAPA
24	TRAVA	LOCK	RETENEDOR
6	VÁLVULA ESCAPE	VALVE EXHAUST	VALVULA ESCAPE

<div>Eixo Axle Eje</div> <div>Comando Drive Mando</div>	<div>10-55</div>	
	<div> <div>1 31416307</div> <div>2 33153135</div> <div>3 2116053</div> <div>4 0500012</div> <div>5 3117L023</div> <div>6 2314J606</div> <div>7 3321A003</div> </div> <div>M12X45</div>	<div> <div>1 EIXO</div> <div>1 ARRUELA</div> <div>1 PINO</div> <div>1 CHAVETA</div> <div>1 ENGRENAGEM</div> <div>1 PARAFUSO</div> <div>1 ARRUELA</div> </div> <div> <div>SHAFT</div> <div>WASHER</div> <div>PIN</div> <div>KEY</div> <div>GEAR</div> <div>BOLT</div> <div>WASHER</div> </div> <div> <div>ARBOL</div> <div>ARANDELA</div> <div>PASADOR</div> <div>CLAVE</div> <div>ENGRANAJE</div> <div>PERNO</div> <div>ARANDELA</div> </div>

Engrenagens Da Distribuição  
Idler Gears  
Engrenajes De La Distribución

10-60

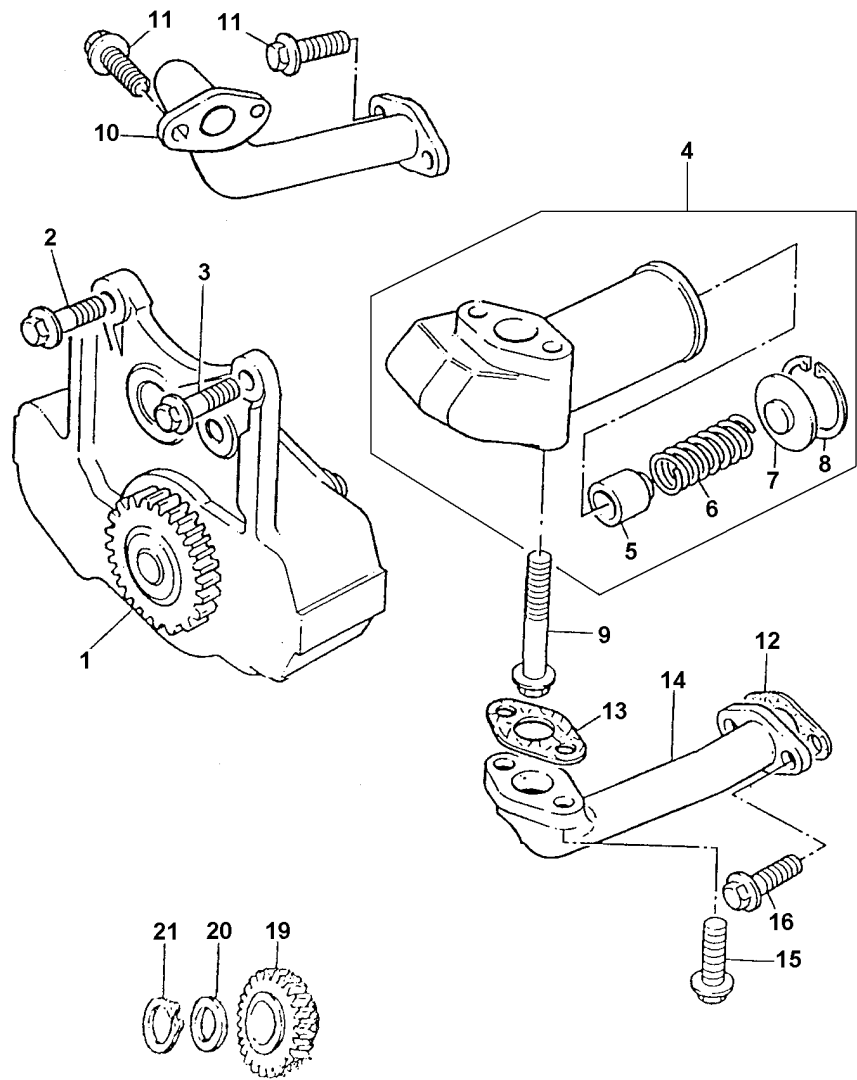


- 1 41115018
  - 2 0050345
  - 3 70998172
  - 4 70940151
  - 5 2314J010
- M10x60

- |   |            |       |           |
|---|------------|-------|-----------|
| 1 | ENGRENAGEM | GEAR  | ENGRANAJE |
| 2 | BUCHA      | BUSH  | CASQUILLO |
| 1 | CUBO       | HUB   | CUBO      |
| 1 | PLACA      | PLATE | PLATO     |
| 3 | PARAFUSO   | BOLT  | PERNO     |

Bomba De Óleo Lubrificante  
Lubricating Oil Pump  
Bomba De Aceite Lubrificante

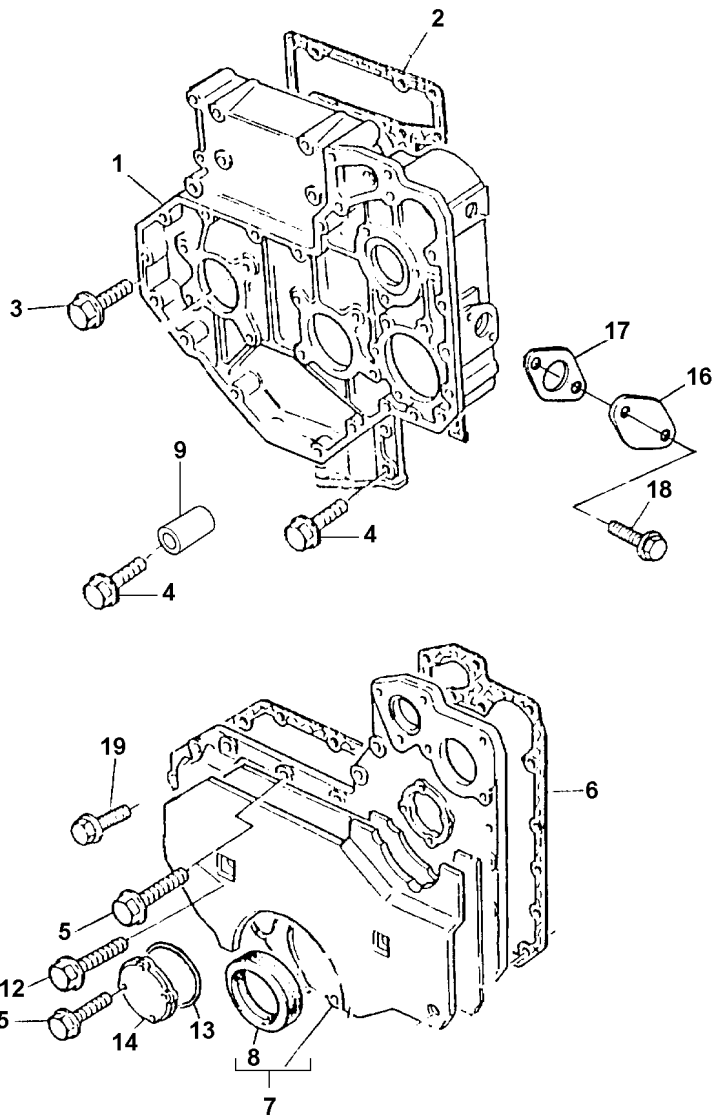
10-65



- 1 4132F057
- 2 2314H004 M8x25
- 3 2314H002 M8x16
- 4 4138A034
- 5 32712726 4
- 6 31744151 4
- 7 32712111 4
- 8 2721130 4
- 9 2314K161 M8x60
- 10 3571C045
- 11 2314H004 M8x25
- 12 36831127
- 13 36832143
- 14 3572V013
- 15 2314F004 M6x16
- 16 2311D038 M6x30
- 19 4111A008
- 20 33123125
- 21 2722A206

- |                 |          |                 |
|-----------------|----------|-----------------|
| 1 BOMBA DE ÓLEO | OIL PUMP | BOMBA DE ACEITE |
| 2 PARAFUSO      | BOLT     | PERNO           |
| 1 PARAFUSO      | BOLT     | PERNO           |
| 1 VÁLVULA       | VALVE    | VALVULA         |
| 1 ÊMBOLO        | PLUNGER  | EMBOLO          |
| 1 MOLA          | SPRING   | RESORTE         |
| 1 CAPA          | CAP      | TAPA            |
| 1 ANEL TRAVA    | CIRCLIP  | CIRCULITO       |
| 2 PARAFUSO      | BOLT     | PERNO           |
| 1 TUBO          | PIPE     | CANO            |
| 4 PARAFUSO      | BOLT     | PERNO           |
| 1 JUNTA         | GASKET   | EMPAQUETADURA.  |
| 1 JUNTA         | GASKET   | EMPAQUETADURA.  |
| 1 TUBO          | PIPE     | CANO            |
| 2 PARAFUSO      | BOLT     | PERNO           |
| 2 PARAFUSO      | BOLT     | PERNO           |
| 1 ENGRENAGEM    | GEAR     | ENGRANAJE       |
| 1 ARRUELA       | WASHER   | ARANDELA        |
| 1 ANEL TRAVA    | CIRCLIP  | CIRCULITO       |



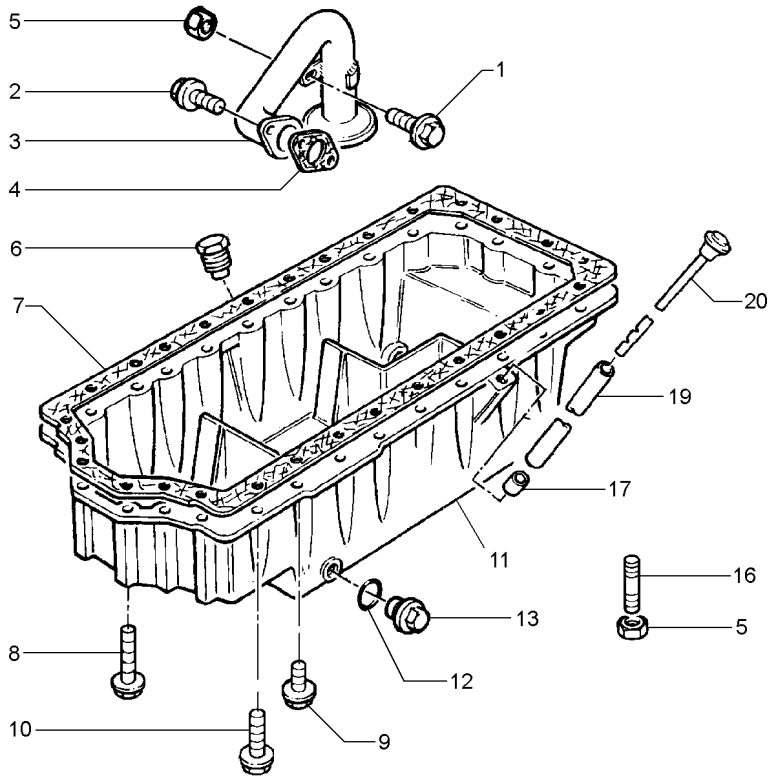


1	3716C242	
2	3681P009	
3	2314H003	M8x20
4	2314H004	M8x25
5	2314H013	
6	3681P011	
7	4142A171	
8	70730043	7
9	33131412	
12	2314H034	14
13	2415A093	
14	4152A002	
15	2314F036	M6x25
16	3617A001	
17	3683H006	
18	2314H003	M8x20
19	2314H005	M8x30

1	CAIXA	BOX	CAJA
1	JUNTA	GASKET	EMPAQUETADURA.
8	PARAFUSO	BOLT	PERNO
5	PARAFUSO	BOLT	PERNO
9	PARAFUSO	BOLT	PERNO
1	JUNTA	GASKET	EMPAQUETADURA.
1	TAMPA	COVER	CUBIERTA
1	RETENTOR	SEAL	RETEN
2	ESPAÇADOR	SPACER	PIEZA DISTANCIA
2	PARAFUSO	BOLT	PERNO
1	ANEL "O"	O RING	JUNTA TORICA
1	TAMPA	COVER	CUBIERTA
4	PARAFUSO	BOLT	PERNO
1	TAMPA	COVER	CUBIERTA
1	JUNTA	GASKET	EMPAQUETADURA.
2	PARAFUSO	BOLT	PERNO
9	PARAFUSO	BOLT	PERNO

Cárter De Óleo Lubrificante  
Lubricating Oil Pump  
Carter Del Aceite Lubrificante

10-75



- 1 2314H002
- 2 2314H004
- 3 3575K007
- 4 3683H005
- 5 2318A603
- 6 2431A016
- 7 3681M007
- 8 2314H019
- 9 2314H012
- 10 2314H007
- 11 3717P171
- 12 70920109
- 13 32186405
- 16 3211P005
- 17 33812116
- 19 3577A125
- 20 70320080

M8X16  
M8X25

M8X100  
M8X65  
M8X40

2415715

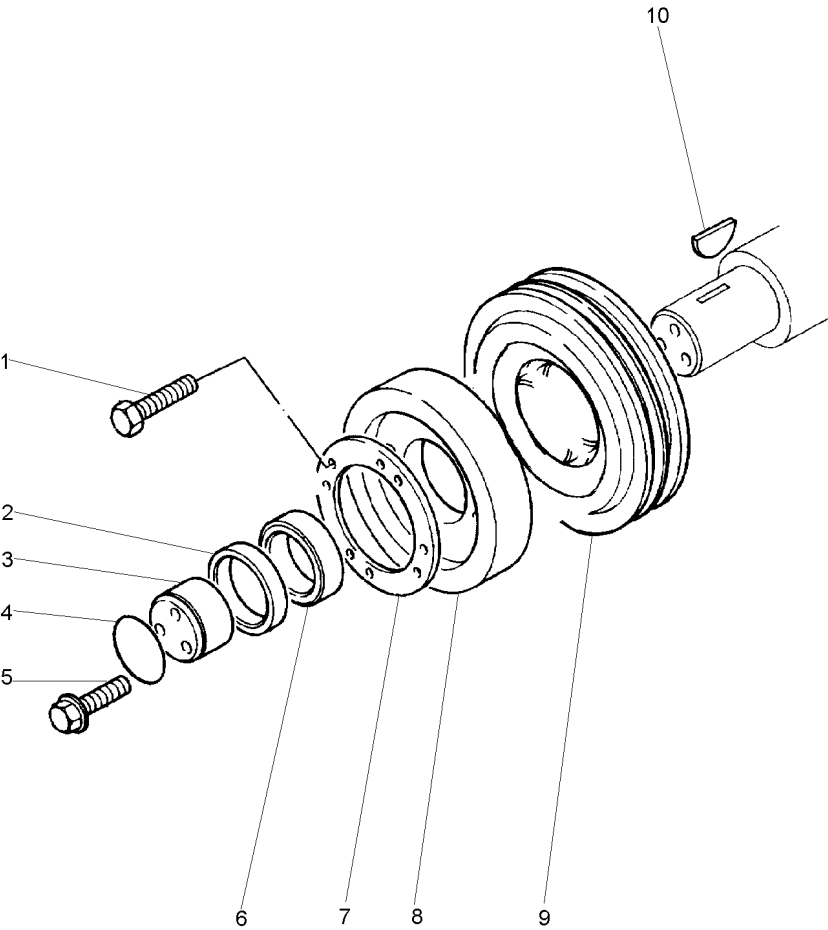
- 2 PARAFUSO
- 2 PARAFUSO
- 1 TUBO
- 1 JUNTA
- 5 PORCA
- 1 BUJÃO
- 1 JUNTA
- 6 PARAFUSO
- 3 PARAFUSO
- 15 PARAFUSO
- 1 CÂRTER
- 1 ARRUELA
- 1 BUJÃO
- 4 PRISIONEIRO
- 1 OLIVA
- 1 TUBO
- 1 VARETA

BOLT  
BOLT  
PIPE  
GASKET  
NUT  
PLUG  
GASKET  
BOLT  
BOLT  
BOLT  
WASHER  
PLUG  
STUD  
OLIVE  
PIPE  
ROD

PERNO  
PERNO  
CANO  
EMPAQUETADURA.  
TUERCA  
TAPON  
EMPAQUETADURA.  
PERNO  
PERNO  
PERNO  
CARTER  
ARANDELA  
TAPON  
ESPARRAGO  
OLIVA  
CANO  
VARILLA

Polia Da Árvore De Manivelas  
Crankshaft Pulley  
Polea Del Cigüeñal

10-80

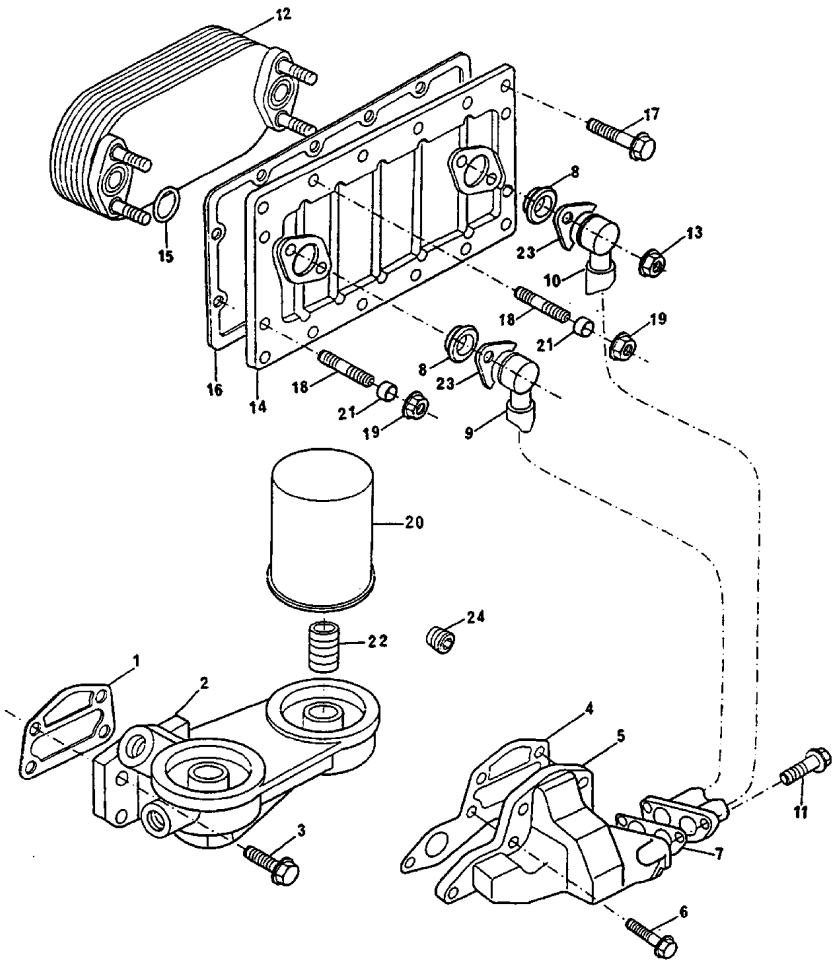


- 1 2311D060
- 2 2417711
- 3 32418313
- 4 2415638
- 5 32186137
- 6 3311X002
- 7 3327E009
- 8 2635601
- 9 3115T091
- 10 0500005

- |   |             |         |                 |
|---|-------------|---------|-----------------|
| 6 | PARAFUSO    | BOLT    | PERNO           |
| 1 | ANEL TRAVA  | CIRCLIP | CIRCULITO       |
| 1 | BLOCO       | BLOCK   | BLOQUE          |
| 1 | ANEL "O"    | O RING  | JUNTA TORICA    |
| 3 | PARAFUSO    | BOLT    | PERNO           |
| 1 | ESPAÇADOR   | SPACER  | PIEZA DISTANCIA |
| 1 | PLACA       | PLATE   | PLATO           |
| 1 | AMORTECEDOR | DAMPER  | AMORTIGUADOR    |
| 1 | POLIA       | PULLEY  | POLEA           |
| 1 | CHAVETA     | KEY     | CLAVE           |

Filtro Do Óleo E Resfriador  
Filter Of The Oil Is Cooling  
Filtro De El Aceite Y Resfriador

10-85



- 1 3686T006
- 2 41321046
- 3 2314J040
- 4 3687W006
- 5 3773X021
- 6 2314J003
- 7 3686A511
- 8 2418F602
- 9 2483A015
- 10 2483A016
- 11 2314H004
- 12 2486A981
- 13 2318A603
- 14 2486A976
- 15 3688X008
- 16 3684R025
- 17 2314H002
- 18 2313M058
- 19 2318A603
- 20 71054
- 21 33134418
- 22 33286126
- 23 3751K121
- 24 70650118

M10X25

M8X25

tampa resfriador  
M8X16

2

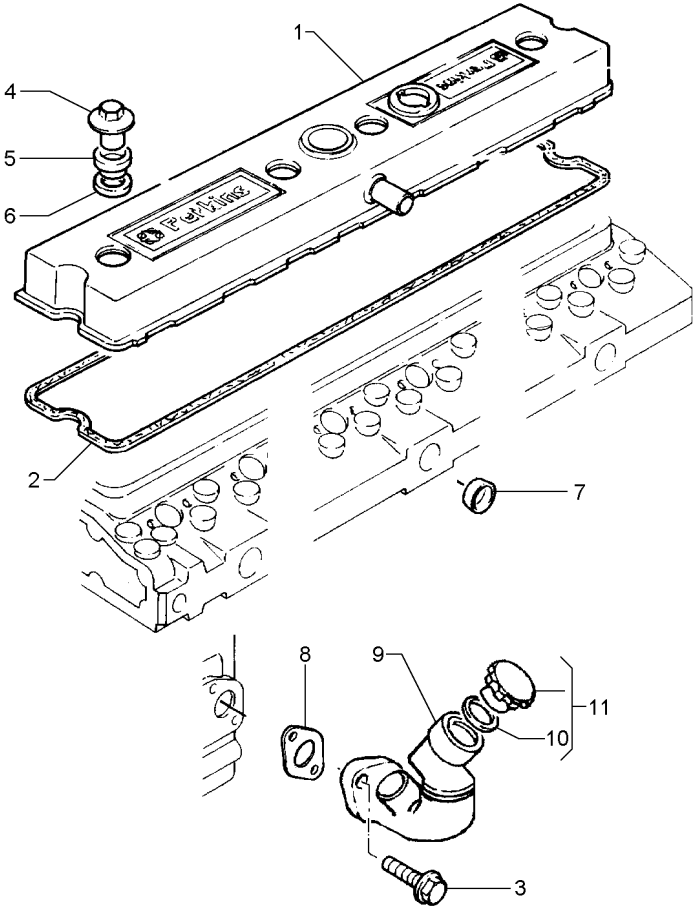
- 1 JUNTA
- 1 CABEÇOTE FILTRO
- 4 PARAFUSO
- 1 JUNTA
- 1 ADAPTADOR
- 5 PARAFUSO
- 1 JUNTA
- 2 ANEL
- 1 TUBO
- 1 TUBO
- 3 PARAFUSO
- 1 RESFRIADOR
- 4 PORCA
- 1 CARCAÇA
- 2 VEDADOR
- 1 JUNTA
- 13 PARAFUSO
- 3 PRISIONEIRO
- 3 PORCA
- 2 ELEMENTO
- 3 ESPAÇADOR
- 1 CONEXÃO
- 4 FLANGE
- 1 BUJÃO

- GASKET
- FILTER HEAD
- BOLT
- GASKET
- ADAPTOR
- BOLT
- GASKET
- RING
- PIPE
- PIPE
- BOLT
- COOLER
- NUT
- HOUSING
- SEAL
- GASKET
- BOLT
- STUD
- NUT
- ELEMENT
- SPACER
- CONNECTION
- FLANGE
- PLUG

- EMPAQUETADURA.
- CABEZA DE FILTRO
- PERNO
- EMPAQUETADURA.
- ADAPTADOR
- PERNO
- EMPAQUETADURA.
- ARO
- CANO
- CANO
- PERNO
- ENFRIADOR
- TUERCA
- ALOJAMIENTO
- RETEN
- EMPAQUETADURA.
- PERNO
- ESPARRAGO
- TUERCA
- ELEMENTO
- PIEZA DISTANCIA
- CONEXION
- PLETINA
- TAPON

Tampa Do Cabeçote  
Cylinder Head Cover  
Tapa De Válvulas

10-90

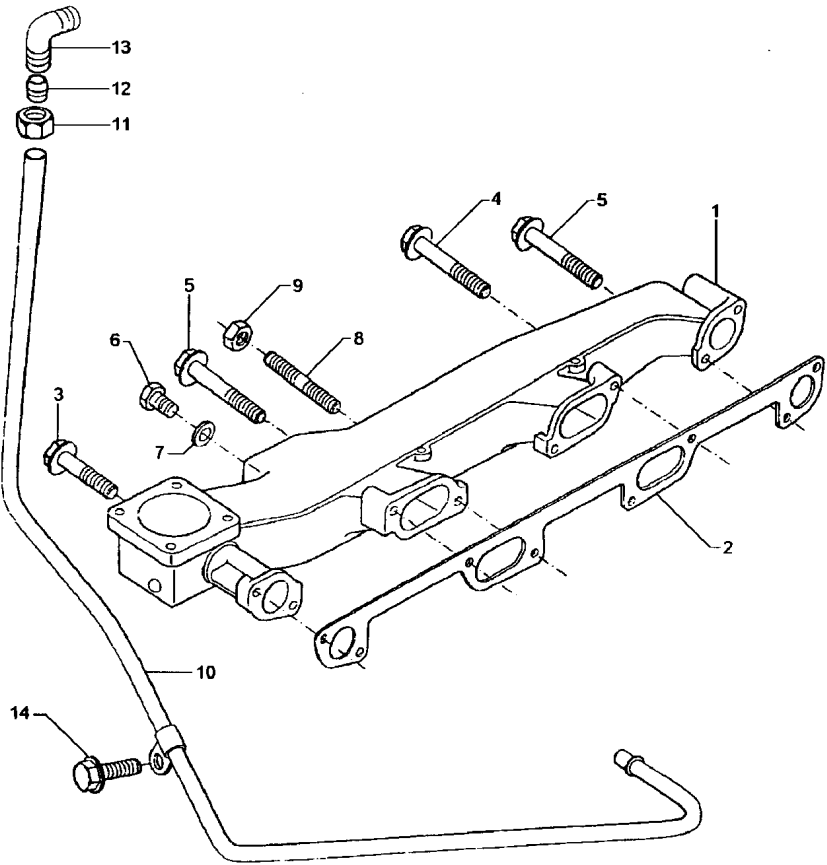


- |    |          |       |
|----|----------|-------|
| 1  | 4142X062 |       |
| 2  | 3681C003 | 1     |
| 3  | 2314H004 | M8x25 |
| 4  | 3274P003 |       |
| 5  | 33817135 |       |
| 6  | 0920009  |       |
| 7  | 32416118 |       |
| 8  | 36833152 |       |
| 9  | 4134C012 |       |
| 10 | 2415633  | 11    |
| 11 | 4142X098 |       |

- |   |          |        |                |
|---|----------|--------|----------------|
| 1 | TAMPA    | COVER  | CUBIERTA       |
| 1 | JUNTA    | GASKET | EMPAQUETADURA. |
| 2 | PARAFUSO | BOLT   | PERNO          |
| 4 | PORCA    | NUT    | TUERCA         |
| 4 | VEDADOR  | SEAL   | RETEN          |
| 4 | ARRUELA  | WASHER | ARANDELA       |
| 1 | BUJÃO    | PLUG   | TAPON          |
| 1 | JUNTA    | GASKET | EMPAQUETADURA. |
| 1 | BOCAL    | FILLER | RELLENADOR     |
| 1 | ANEL "O" | O RING | JUNTA TORICA   |
| 1 | TAMPA    | COVER  | CUBIERTA       |

Coletor De Admissão  
Induction Manifold  
Colector Admision

10-95

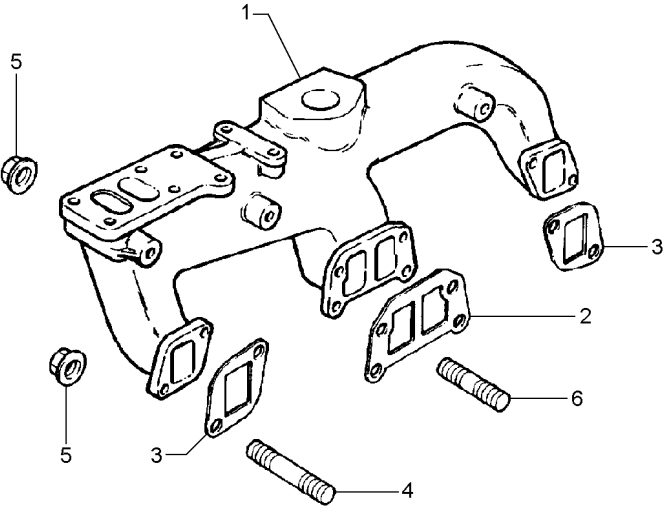


- |    |          |        |
|----|----------|--------|
| 1  | 3777J122 |        |
| 2  | 3688C028 |        |
| 3  | 2314J038 | M10X50 |
| 4  | 2314J046 | M10X90 |
| 5  | 2314J034 | M10X30 |
| 6  | 80650722 |        |
| 7  | 70920065 |        |
| 8  | 3254K009 |        |
| 9  | 2318A604 |        |
| 10 | 4124E041 |        |
| 11 | 0576111  |        |
| 12 | 0566002  |        |
| 13 | 70200582 |        |
| 14 | 2314H002 | M8X16  |

- |   |                  |                 |                  |
|---|------------------|-----------------|------------------|
| 1 | COLETOR ADMISSÃO | INDUCT.MANIFOLD | COLECTOR ADMISI. |
| 1 | JUNTA            | GASKET          | EMPAQUETADURA.   |
| 2 | PARAFUSO         | BOLT            | PERNO            |
| 1 | PARAFUSO         | BOLT            | PERNO            |
| 3 | PARAFUSO         | BOLT            | PERNO            |
| 1 | BUJÃO            | PLUG            | TAPON            |
| 1 | ARRUELA          | WASHER          | ARANDELA         |
| 2 | PRISIONEIRO      | STUD            | ESPARRAGO        |
| 2 | PORCA            | NUT             | TUERCA           |
| 1 | TUBO             | PIPE            | CANO             |
| 1 | PORCA            | NUT             | TUERCA           |
| 1 | OLIVA            | OLIVE           | OLIVA            |
| 1 | CONEXÃO          | CONNECTION      | CONEXION         |
| 1 | PARAFUSO         | BOLT            | PERNO            |

Coletor De Escape  
Exhaust Manifold  
Colector Escape

10-100

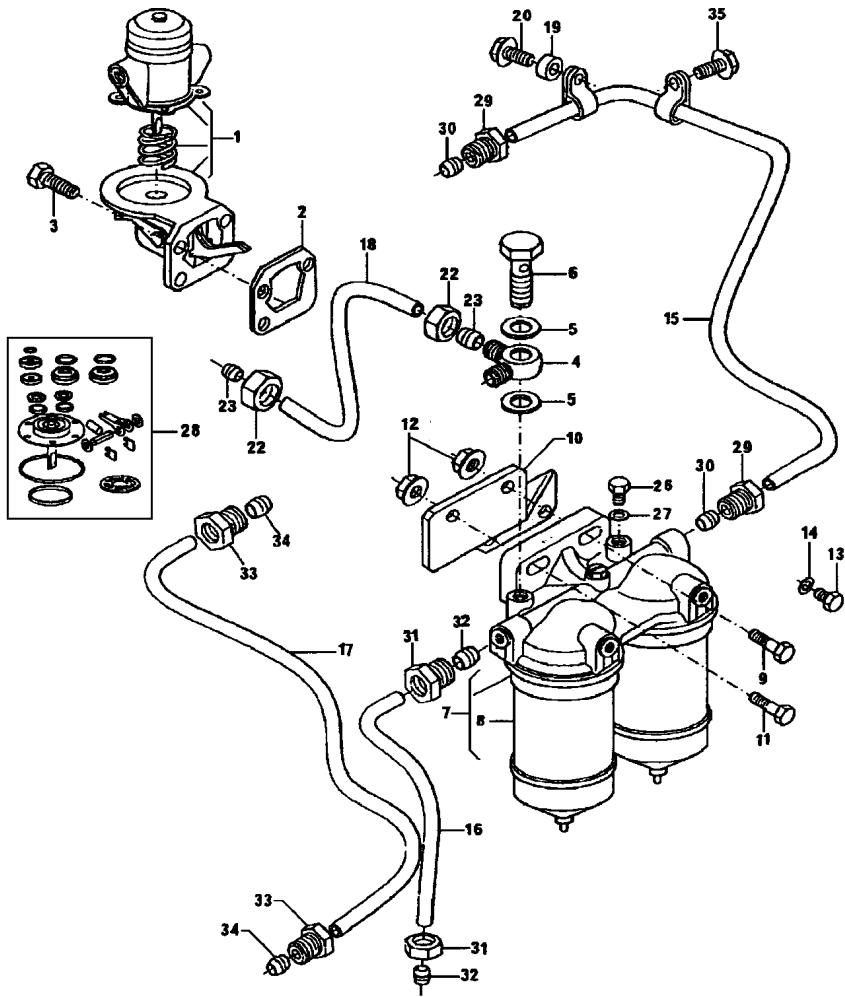


- 1 3778M021
- 2 3688C017
- 3 36862191
- 4 2313M087 M10x75
- 5 2318A634
- 6 2313M083 M10x55

- |                  |                  |                 |
|------------------|------------------|-----------------|
| 1 COLETOR ESCAPE | EXHAUST MANIFOLD | COLECTOR ESCAPE |
| 1 JUNTA          | GASKET           | EMPAQUETADURA.  |
| 2 JUNTA          | GASKET           | EMPAQUETADURA.  |
| 4 PRISIONEIRO    | STUD             | ESPARRAGO       |
| 8 PORCA          | NUT              | TUERCA          |
| 4 PRISIONEIRO    | STUD             | ESPARRAGO       |

Bomba Alimentadora De Combustível  
Low Pressure Fuel Pump  
Bomba De Combustible A Baja Presión

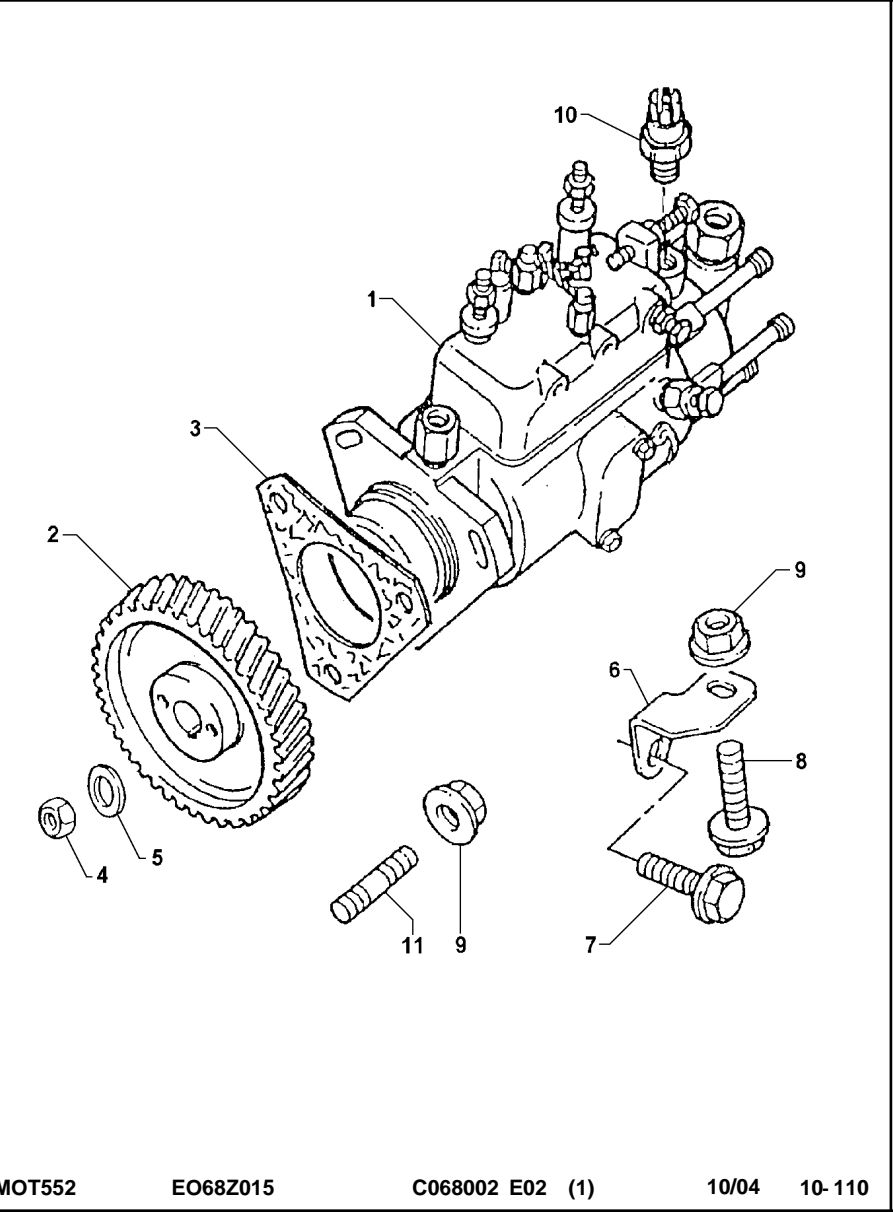
10-105



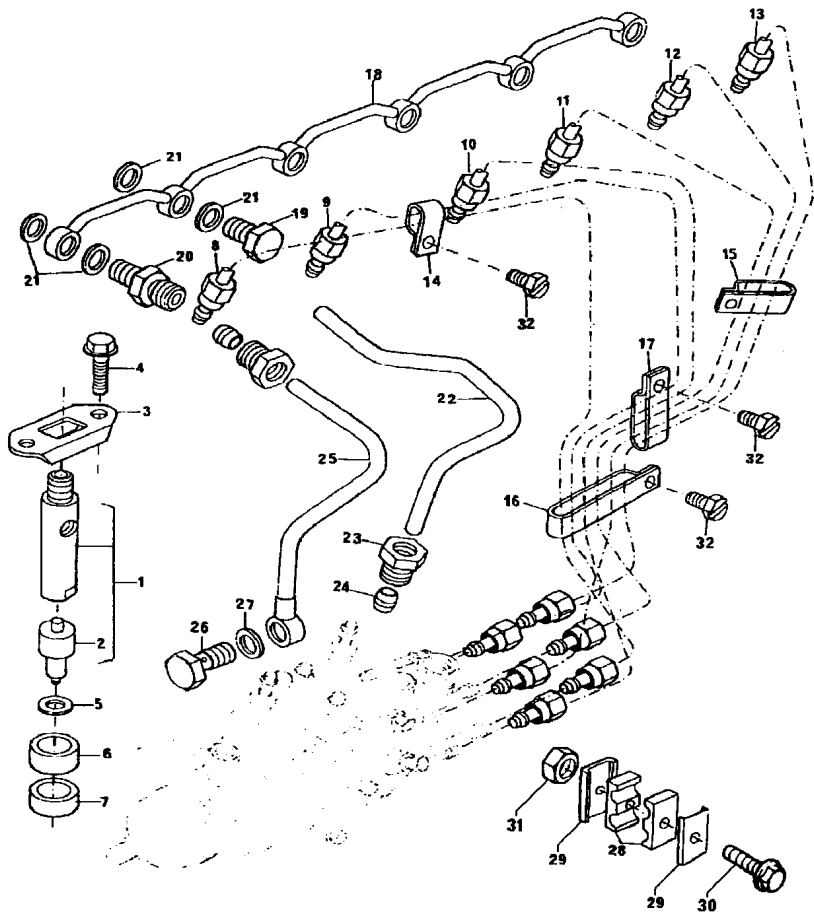
- |    |            |        |
|----|------------|--------|
| 1  | 72096      |        |
| 2  | 36856104   |        |
| 3  | 2314H005   | M8X30  |
| 4  | 31726592   |        |
| 5  | 70920120   |        |
| 6  | 0095344    |        |
| 7  | 72115      |        |
| 8  | 1896287M91 | 7      |
| 9  | 2314J002   | M10X20 |
| 10 | 3818D013   |        |
| 11 | 2314J006   | M10X40 |
| 12 | 2318A604   |        |
| 13 | 32184226   |        |
| 14 | 70920135   |        |
| 15 | 4125T005   |        |
| 16 | 4122P005   |        |
| 17 | 4122P012   |        |
| 18 | 3425M006   |        |
| 19 | 33135413   |        |
| 20 | 2314H005   | M8X30  |
| 22 | 33225412   |        |
| 23 | 33811112   |        |
| 26 | 0650204    |        |
| 27 | 70920133   |        |
| 28 | 26410149   | 1      |
| 29 | 33532129   | 15     |
| 30 | 33811114   | 15     |
| 31 | 33532129   | 16     |
| 32 | 33811114   | 16     |
| 33 | 33532129   | 17     |
| 34 | 33811114   | 17     |
| 35 | 2314H003   |        |

- |   |                |             |                  |
|---|----------------|-------------|------------------|
| 1 | BOMBA          | PUMP        | BOMBA            |
| 1 | JUNTA          | GASKET      | EMPAQUETADURA.   |
| 4 | PARAFUSO       | BOLT        | PERNO            |
| 1 | CONEXÃO        | CONNECTION  | CONEXION         |
| 2 | ARRUELA        | WASHER      | ARANDELA         |
| 1 | PARAFUSO BANJO | BANJO BOLT  | TORNILLO DIFER   |
| 1 | FILTRO         | FILTER      | FILTRO           |
| 2 | ELEMENTO       | ELEMENT     | ELEMENTO         |
| 2 | PARAFUSO       | BOLT        | PERNO            |
| 1 | SUPORTE        | BRACKET     | SOPORTE          |
| 2 | PARAFUSO       | BOLT        | PERNO            |
| 2 | PORCA          | NUT         | TUERCA           |
| 2 | BUJÃO          | PLUG        | TAPON            |
| 2 | ARRUELA        | WASHER      | ARANDELA         |
| 1 | TUBO           | PIPE        | CANO             |
| 1 | TUBO           | PIPE        | CANO             |
| 1 | TUBO           | PIPE        | CANO             |
| 1 | TUBO           | PIPE        | CANO             |
| 1 | ESPAÇADOR      | SPACER      | PIEZA DISTANCIA  |
| 1 | PARAFUSO       | BOLT        | PERNO            |
| 2 | PORCA          | NUT         | TUERCA           |
| 2 | OLIVA          | OLIVE       | OLIVA            |
| 1 | BUJÃO          | PLUG        | TAPON            |
| 1 | ARRUELA        | WASHER      | ARANDELA         |
| 1 | JG. REPARO     | KIT, REPAIR | JUEGO REPARACION |
| 2 | PORCA          | NUT         | TUERCA           |
| 2 | OLIVA          | OLIVE       | OLIVA            |
| 2 | PORCA          | NUT         | TUERCA           |
| 2 | OLIVA          | OLIVE       | OLIVA            |
| 2 | PORCA          | NUT         | TUERCA           |
| 2 | OLIVA          | OLIVE       | OLIVA            |
| 1 | PARAFUSO       | BOLT        | PERNO            |





1	77518		1	BOMBA	PUMP	BOMBA
2	70410088		1	ENGRENAGEM	GEAR	ENGRANAJE
3	70490280		1	JUNTA	GASKET	EMPAQUETADURA.
4	2318A108		1	PORCA	NUT	TUERCA
5	K134AF01		1	ARRUELA	WASHER	ARANDELA
6	3645E008		1	SUPORTE	BRACKET	SOPORTE
7	2314J002	M10X20	1	PARAFUSO	BOLT	PERNO
8	2314H003	M8X20	1	PARAFUSO	BOLT	PERNO
9	2318A603		4	PORCA	NUT	TUERCA
10	28730179	1	1	SOLENOÍDE	SOLENOID	SOLENOIDE
11	2313M059		3	PRISIONEIRO	STUD	ESPARRAGO



- 1 2645A021
- 2 2645A606
- 3 3662K002
- 4 2314H006
- 5 70920081
- 6 33813129
- 7 33813131
- 8 3521P062
- 9 3521P063
- 10 3521P064
- 11 3521P065
- 12 3521P066
- 13 3521P067
- 14 2646E006
- 15 2646E007
- 16 2646E009
- 17 2646E010
- 18 3558X021
- 19 0095315
- 20 0201526
- 21 70920083
- 22 70993416
- 23 33225412
- 24 33811112
- 25 3552A013
- 26 32184422
- 27 70920114
- 28 70600001
- 29 36516119
- 30 2314E007
- 31 2318D205
- 32 2314C035

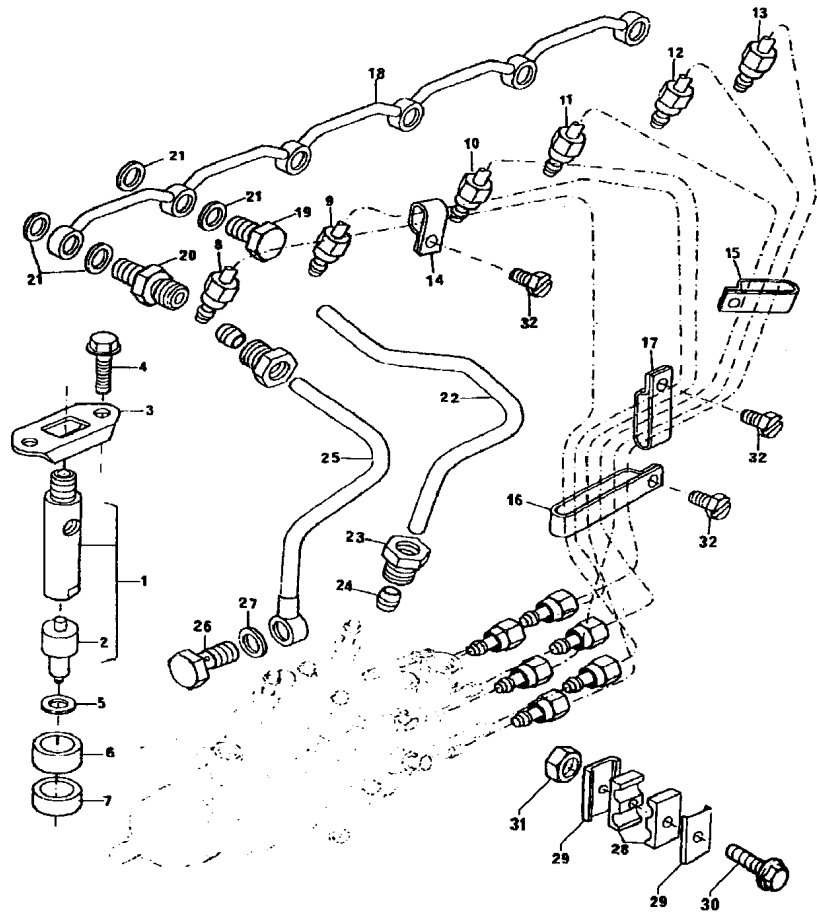
1

M8X35

- [A]
- [B]
- [C]
- [D]
- [E]
- [F]

- |                  |               |                  |
|------------------|---------------|------------------|
| 6 CJ. INJETOR    | KIT, ATOMISER | JUEGO ATOMIZADOR |
| 6 BICO INJETOR   | NOZZLE        | TOBERA           |
| 6 PRESILHA       | STAPLE        | GRAPA            |
| 12 PARAFUSO      | BOLT          | PERNO            |
| 6 ARRUELA        | WASHER        | ARANDELA         |
| 6 ESPAÇADOR      | SPACER        | PIEZA DISTANCIA  |
| 6 VEDADOR        | SEAL          | RETEN            |
| 1 TUBO           | TUBE          | TUBO             |
| 1 TUBO           | TUBE          | TUBO             |
| 1 TUBO           | TUBE          | TUBO             |
| 1 TUBO           | TUBE          | TUBO             |
| 1 TUBO           | PIPE          | CANO             |
| 1 TUBO           | TUBE          | TUBO             |
| 1 PRESILHA       | STAPLE        | GRAPA            |
| 1 PRESILHA       | STAPLE        | GRAPA            |
| 1 PRESILHA       | STAPLE        | GRAPA            |
| 1 PRESILHA       | STAPLE        | GRAPA            |
| 1 TUBO           | PIPE          | CANO             |
| 3 PARAFUSO BANJO | BANJO BOLT    | TORNILLO DIFER   |
| 3 CONEXÃO        | CONNECTION    | CONEXION         |
| 12 ARRUELA       | WASHER        | ARANDELA         |
| 1 TUBO           | TUBE          | TUBO             |
| 2 PORCA          | NUT           | TUERCA           |
| 2 OLIVA          | OLIVE         | OLIVA            |
| 1 TUBO           | PIPE          | CANO             |
| 1 PARAFUSO BANJO | BANJO BOLT    | TORNILLO DIFER   |
| 2 ARRUELA        | WASHER        | ARANDELA         |
| 2 ALMOFADA       | CUSHION       | COJIN            |
| 2 PRESILHA       | STAPLE        | GRAPA            |
| 1 PARAFUSO       | BOLT          | PERNO            |
| 1 PORCA          | NUT           | TUERCA           |
| 4 PARAFUSO       | BOLT          | PERNO            |

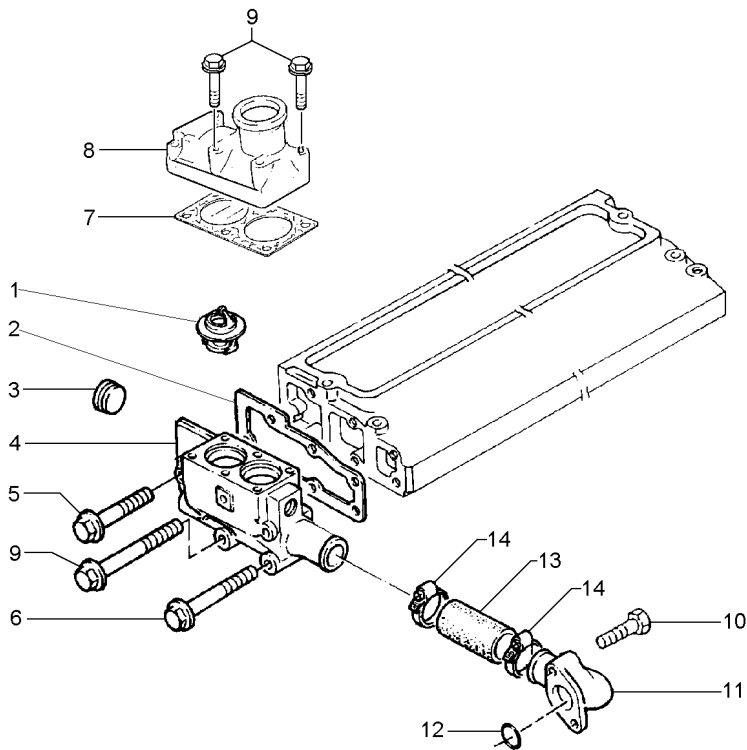
- [A] CILINDRO N° 1  
CYLINDER N° 1  
CILINDRO N° 1
- [B] CILINDRO N° 2  
CYLINDER N° 2  
CILINDRO N° 2
- [C] CILINDRO N° 3  
CYLINDER N° 3  
CILINDRO N° 3
- [D] CILINDRO N° 4  
CYLINDER N° 4  
CILINDRO N° 4
- [E] CILINDRO N° 5  
CYLINDER N° 5  
CILINDRO N° 5



[F] CILINDRO N° 6  
CYLINDER N° 6  
CILINDRO N° 6

Termostato E Carça
Thermostato And Housing
Termostato Y Carter

10-120



- |    |          |        |
|----|----------|--------|
| 1  | 70998113 |        |
| 2  | 3685F005 |        |
| 3  | 70650119 |        |
| 4  | 3771K083 |        |
| 5  | 2314J012 | M10x70 |
| 6  | 2314H008 | M8x45  |
| 7  | 3684A004 |        |
| 8  | 3771K101 |        |
| 9  | 2314H010 | M8x55  |
| 10 | 2314H004 | M8x25  |
| 11 | 4133L012 |        |
| 12 | 2415A076 | 11     |
| 13 | 33854114 |        |
| 14 | 70180156 |        |

- |   |               |            |                  |
|---|---------------|------------|------------------|
| 2 | TERMOSTATO    | THERMOSTAT | TERMOSTATO       |
| 1 | JUNTA         | GASKET     | EMPAQUETADURA.   |
| 2 | BUJÃO         | PLUG       | TAPON            |
| 1 | CARÇA         | HOUSING    | ALOJAMIENTO      |
| 2 | PARAFUSO      | BOLT       | PERNO            |
| 2 | PARAFUSO      | BOLT       | PERNO            |
| 1 | JUNTA         | GASKET     | EMPAQUETADURA.   |
| 1 | CONEXÃO       | CONNECTION | CONEXION         |
| 8 | PARAFUSO      | BOLT       | PERNO            |
| 2 | PARAFUSO      | BOLT       | PERNO            |
| 1 | CONEXÃO       | CONNECTION | CONEXION         |
| 1 | ANEL "O"      | O RING     | JUNTA TORICA     |
| 1 | CJ. MANGUEIRA | HOSE ASSY  | CON.DE MANGUEIRA |
| 2 | BRAÇADEIRA    | CLAMP      | ABRAZADERA       |

Respiro Do Motor  
Engine Breather  
Respiradero Del Motor

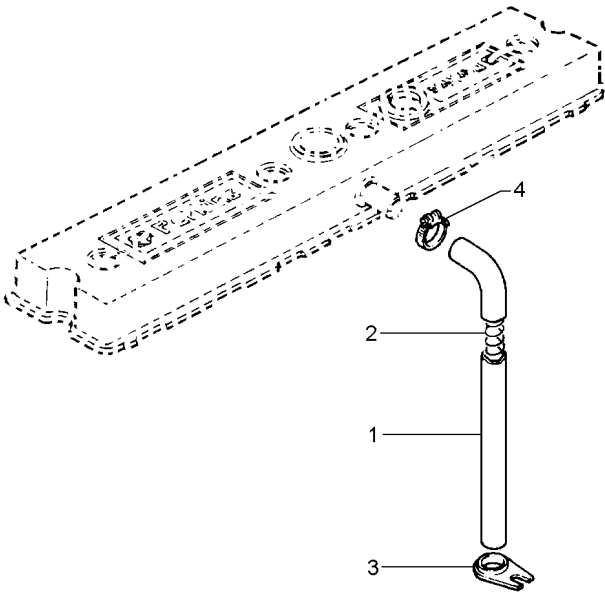
10-125

- 1 33872519
- 2 31754119
- 3 36241123
- 4 70180154

- 1 MANGUEIRA
- 1 MOLA
- 1 SUPORTE
- 1 BRAÇADEIRA

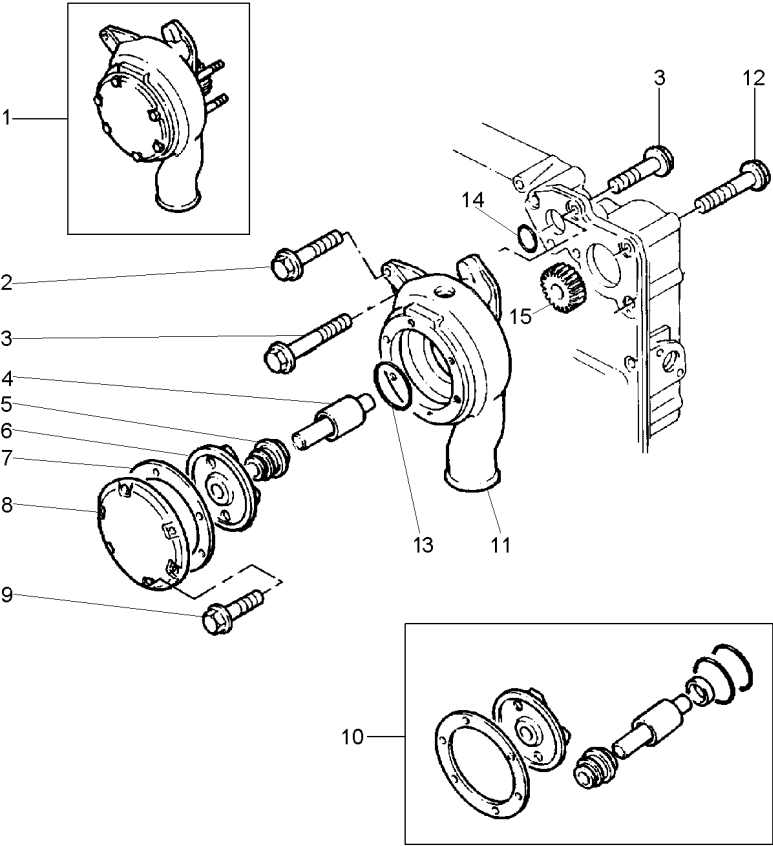
- HOSE
- SPRING
- BRACKET
- CLAMP

- FLEXIBLE
- RESORTE
- SOPORTE
- ABRAZADERA



Bomba D'Água  
Water Pump  
Bomba De Agua

10-130

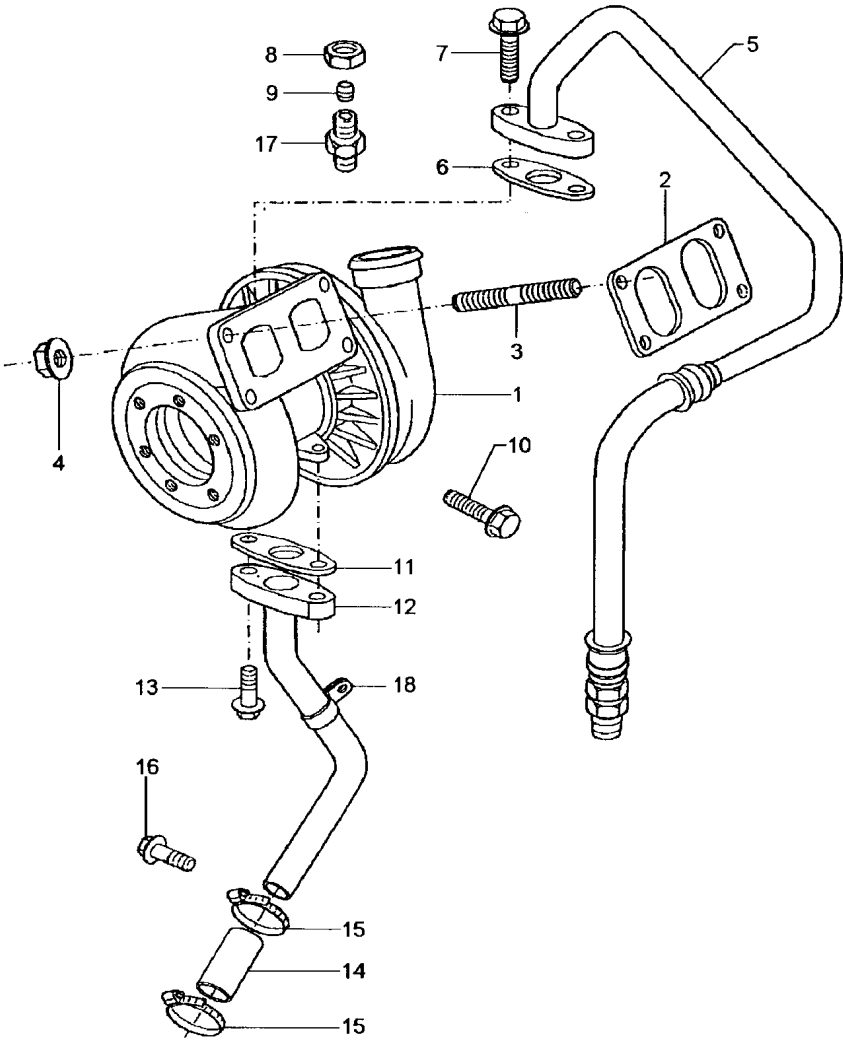


- 1 4131E021
- 2 2314H015 M8x80
- 3 2314H006 M8x35
- 4 1
- 5 1
- 6 1
- 7 1
- 8 1
- 9 1
- 10 U7LW0151 1
- 11 1
- 12 2314N043 M8x70
- 13 2415B155 1
- 14 2415H494 1
- 15 1

- |                |             |                  |
|----------------|-------------|------------------|
| 1 BOMBA D'ÁGUA | WATER PUMP  | BOMBA DE AGUA    |
| 1 PARAFUSO     | BOLT        | PERNO            |
| 2 PARAFUSO     | BOLT        | PERNO            |
| 1 EIXO         | SHAFT       | ARBOL            |
| 1 VEDADOR      | SEAL        | RETEN            |
| 1 ROTOR        | ROTOR       | ROTOR            |
| 1 JUNTA        | GASKET      | EMPAQUETADURA.   |
| 1 TAMPA        | COVER       | CUBIERTA         |
| 6 PARAFUSO     | BOLT        | PERNO            |
| 1 JG. REPARO   | KIT, REPAIR | JUEGO REPARACION |
| 1 CORPO        | BODY        | CUERPO           |
| 3 PARAFUSO     | BOLT        | PERNO            |
| 1 ANEL "O"     | O RING      | JUNTA TORICA     |
| 1 ANEL         | RING        | ARO              |
| 1 ENGRENAGEM   | GEAR        | ENGRANAJE        |

Instalação Do Turbo  
Turbocharger Installation  
Instalación Del Turbo

10-135



- 1 2674A053
- 2 3688A006
- 3 3211P007
- 4 2318A634
- 5 4126X105
- 6 36832138
- 7 2314H004
- 8 0576116
- 9 0566007
- 10 2314J001
- 11 3683D006
- 12 4126X048
- 13 2314H003
- 14 33853123
- 15 70180154
- 16 2314H002
- 17 70200573
- 18 36567444

M8X25

M10X16

M8X20

M8X16

12

- 1 TURBO
- 1 JUNTA
- 4 PRISIONEIRO
- 4 PORCA
- 1 TUBO
- 1 JUNTA
- 2 PARAFUSO
- 1 PORCA
- 1 OLIVA
- 1 PARAFUSO
- 1 JUNTA
- 1 TUBO
- 2 PARAFUSO
- 1 MANGUEIRA
- 2 BRAÇADEIRA
- 1 PARAFUSO
- 1 CONEXÃO
- 1 PRESILHA

- TURBOCHARGER
- GASKET
- STUD
- NUT
- PIPE
- GASKET
- BOLT
- NUT
- OLIVE
- BOLT
- GASKET
- PIPE
- BOLT
- HOSE
- CLAMP
- BOLT
- CONNECTION
- STAPLE

- TURBOALIMENTACIO
- EMPAQUETADURA.
- ESPARRAGO
- TUERCA
- CANO
- EMPAQUETADURA.
- PERNO
- TUERCA
- OLIVA
- PERNO
- EMPAQUETADURA.
- CANO
- PERNO
- FLEXIBLE
- ABRAZADERA
- PERNO
- CONEXION
- GRAPA

Sistema De Admissão  
Admission System  
Sistema De Admision

Turbo  
Turbo  
Turbo

10-140

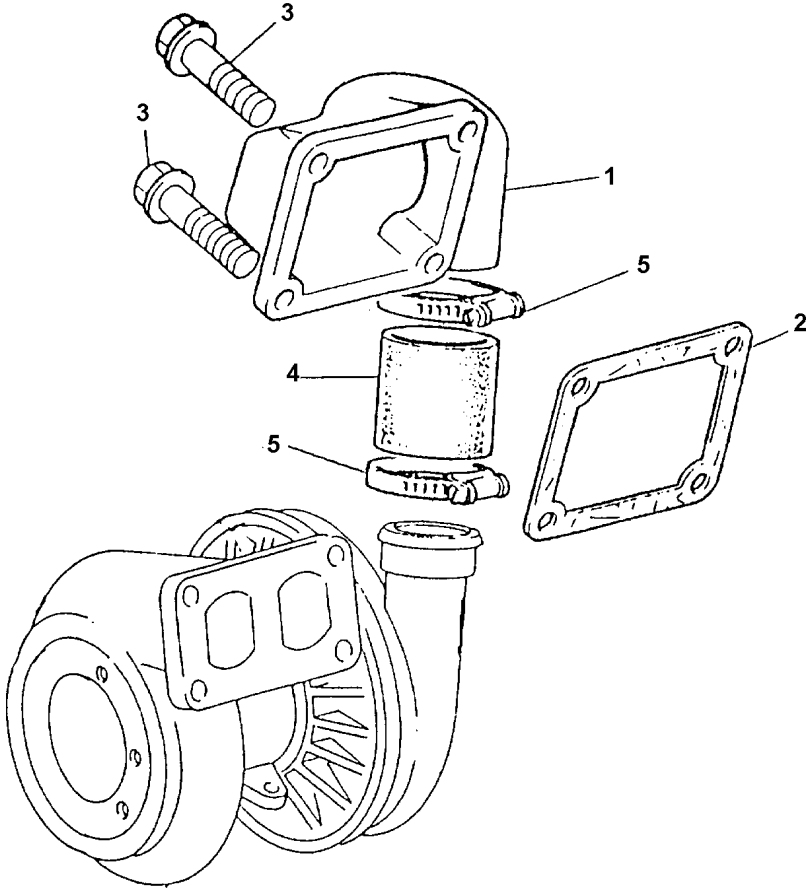
- 1 3766P194
- 2 3684N008
- 3 2314J004
- 4 3383E011
- 5 70180157

M10x30

- 1 COTOVELO
- 1 JUNTA
- 4 PARAFUSO
- 1 MANGUEIRA
- 2 BRAÇADEIRA

- ELBOW
- GASKET
- BOLT
- HOSE
- CLAMP

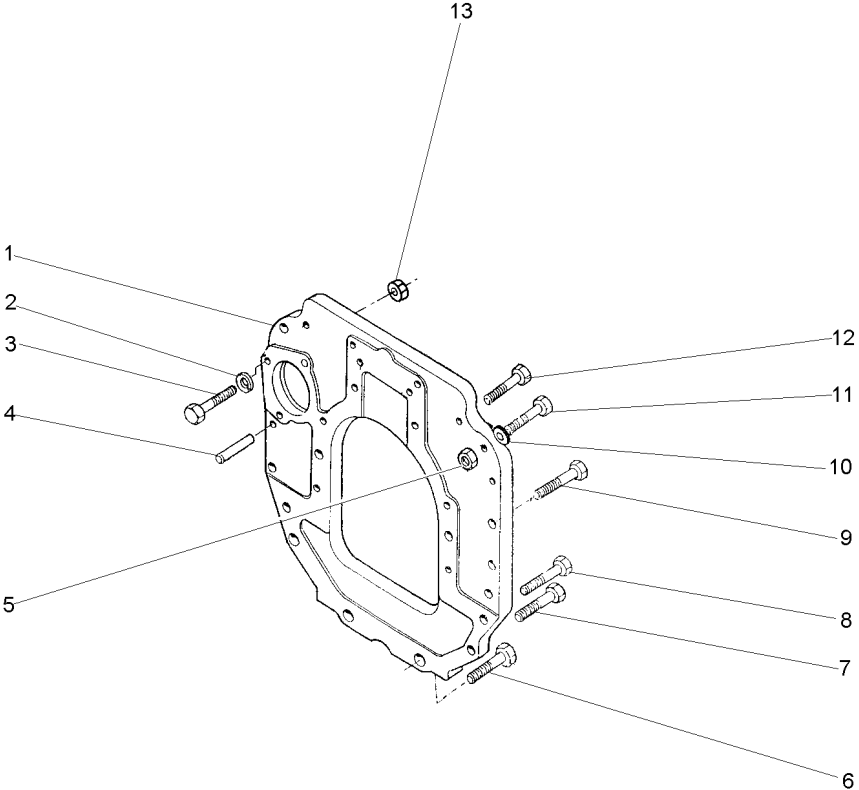
- CODO
- EMPAQUETADURA
- PERNO
- FLEXIBLE
- ABRAZADERA





Fixação Motor - Transmissão  
Fixation Engine - Transmission  
Fixation Motor - Transmisión

10-145



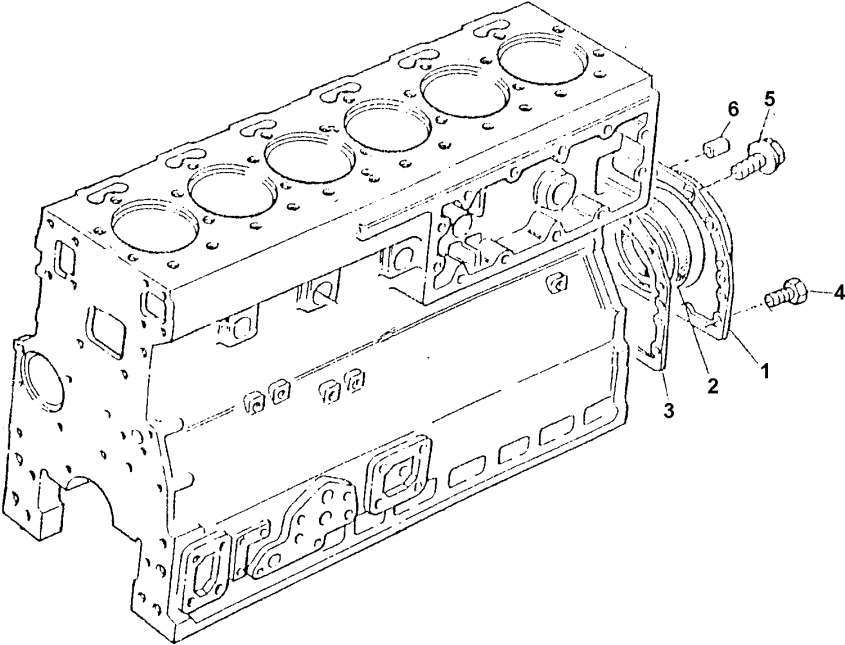
- 1 048705P1
- 2 353434X1
- 3 354511X1
- 4 191314M1
- 5 338600X1
- 6 021089P1
- 7 021079P1
- 8 377583X1
- 9 377825X1
- 10 353432X1
- 11 338598X1
- 12 353711X1
- 13 353431X1

- |            |        |          |
|------------|--------|----------|
| 1 PLACA    | PLATE  | PLATO    |
| 1 ARRUELA  | WASHER | ARANDELA |
| 1 PARAFUSO | BOLT   | PERNO    |
| 2 PINO     | PIN    | PASADOR  |
| 1 PORCA    | NUT    | TUERCA   |
| 2 PARAFUSO | BOLT   | PERNO    |
| 2 PARAFUSO | BOLT   | PERNO    |
| 2 PARAFUSO | BOLT   | PERNO    |
| 5 PARAFUSO | BOLT   | PERNO    |
| 1 ARRUELA  | WASHER | ARANDELA |
| 1 PARAFUSO | BOLT   | PERNO    |
| 4 PARAFUSO | BOLT   | PERNO    |
| 1 PORCA    | NUT    | TUERCA   |

Retentor Árvore De Manivelas  
Crankshaft Oil Seal  
Sello De Aceite

Traseiro  
Rear  
Trasero

10-150



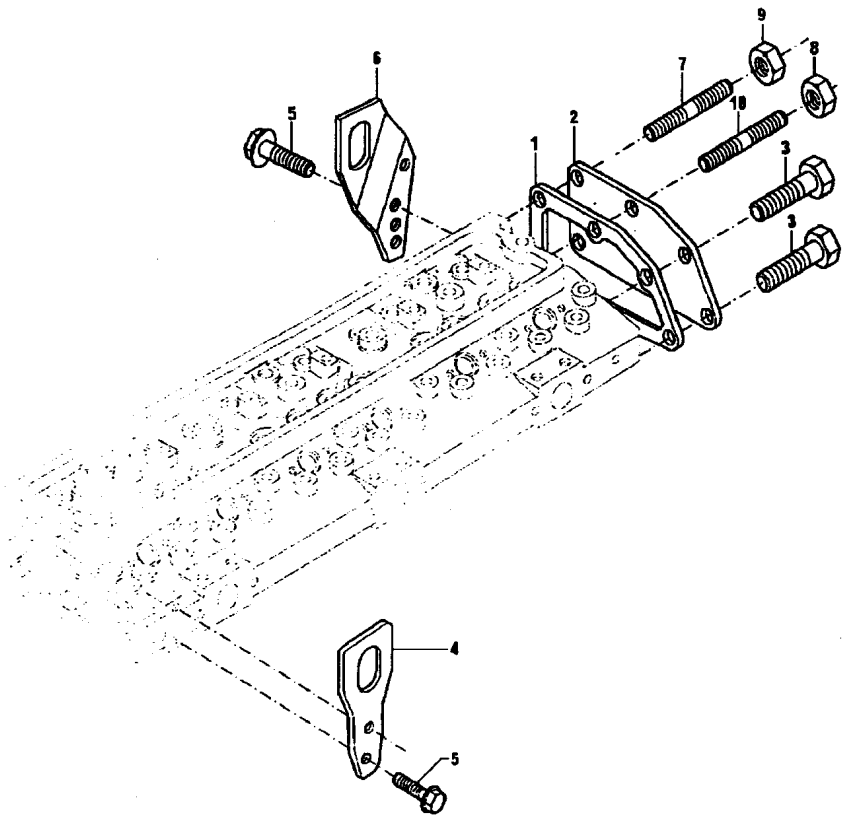
- 1 4142V066
  - 2 70730050
  - 3 36817181
  - 4 3212V002
  - 5 2314H003
  - 6 0350012
- 1
- M8x20

- |                 |           |                |
|-----------------|-----------|----------------|
| 1 C.J. RETENTOR | KIT, SEAL | RETENES JUEGO  |
| 1 RETENTOR      | SEAL      | RETEN          |
| 1 JUNTA         | GASKET    | EMPAQUETADURA. |
| 2 PARAFUSO      | BOLT      | PERNO          |
| 12 PARAFUSO     | BOLT      | PERNO          |
| 2 PINO          | PIN       | PASADOR        |

Tampa Do Cabeçote  
Cylinder Head Cover  
Tapa De Válvulas

Traseiro  
Rear  
Trasero

10-155

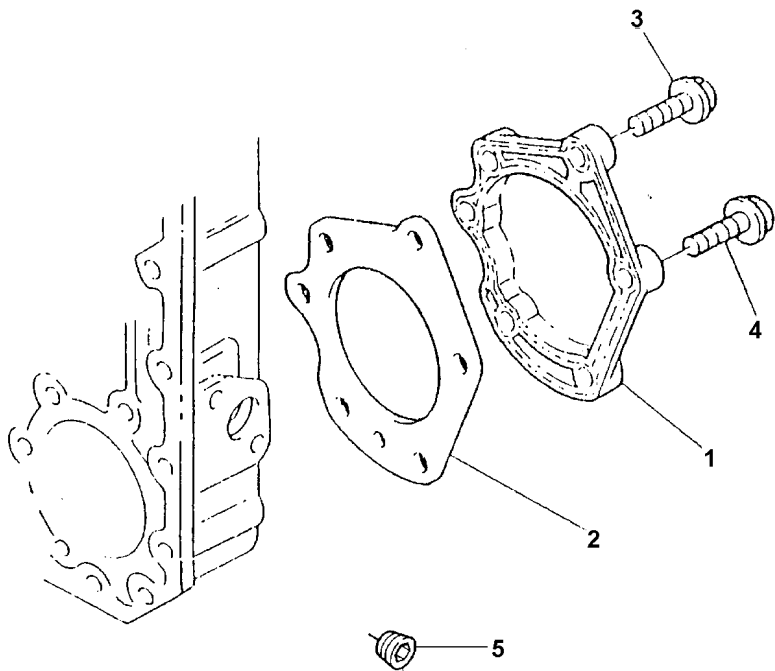


- 1 3685R005
- 2 3623K007
- 3 2314H002 M8X16
- 4 3621X007
- 5 2314J003 M10X25
- 6 3654W003
- 7 2314H243
- 8 2318A604
- 9 2318A603
- 10 2313C078

- |               |        |                |
|---------------|--------|----------------|
| 1 JUNTA       | GASKET | EMPAQUETADURA. |
| 1 TAMPA       | COVER  | CUBIERTA       |
| 2 PARAFUSO    | BOLT   | PERNO          |
| 1 ALÇA        | STRAP  | FAJA           |
| 4 PARAFUSO    | BOLT   | PERNO          |
| 1 ALÇA        | STRAP  | FAJA           |
| 2 PRISIONEIRO | STUD   | ESPARRAGO      |
| 4 PORCA       | NUT    | TUERCA         |
| 4 PORCA       | NUT    | TUERCA         |
| 2 PRISIONEIRO | STUD   | ESPARRAGO      |

Tampa Da Tomada De Potência  
Power Take Off Cover  
Tapa De La Toma De Potencia

10-160



- 1 3753V018
- 2 3687H005
- 3 2314H032
- 4 2314J002
- 5 70650119

M10x20

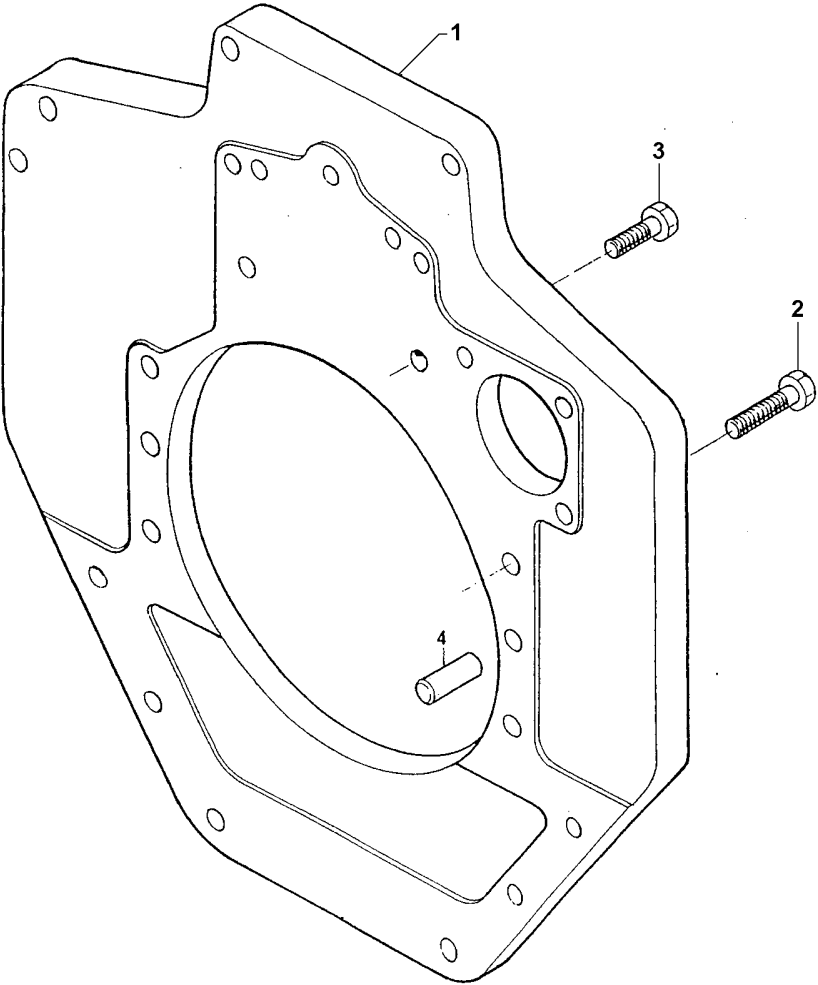
- 1 PLACA
- 1 JUNTA
- 5 PARAFUSO
- 1 PARAFUSO
- 1 BUJÃO

- PLATE
- GASKET
- BOLT
- BOLT
- PLUG

- PLATO
- EMPAQUETADURA.
- PERNO
- PERNO
- TAPON

Carcaça Do Volante  
Flwheel Housing  
Cárter Del Volante

10-165



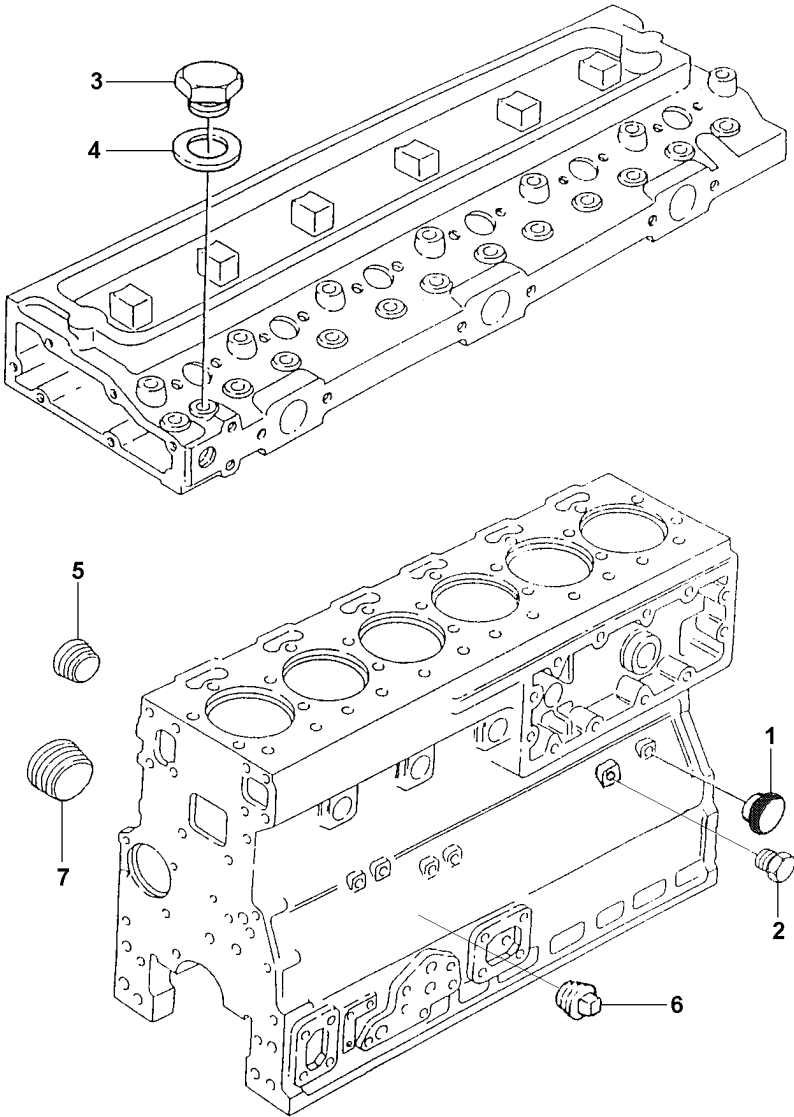
- 1 70940130
- 2 2314J004
- 3 70740344
- 4 0350025

M10x30  
M12x40

- 1 PLACA
- 6 PARAFUSO
- 2 PARAFUSO
- 2 PINO

PLATE  
BOLT  
BOLT  
PIN

PLATO  
PERNO  
PERNO  
PASADOR

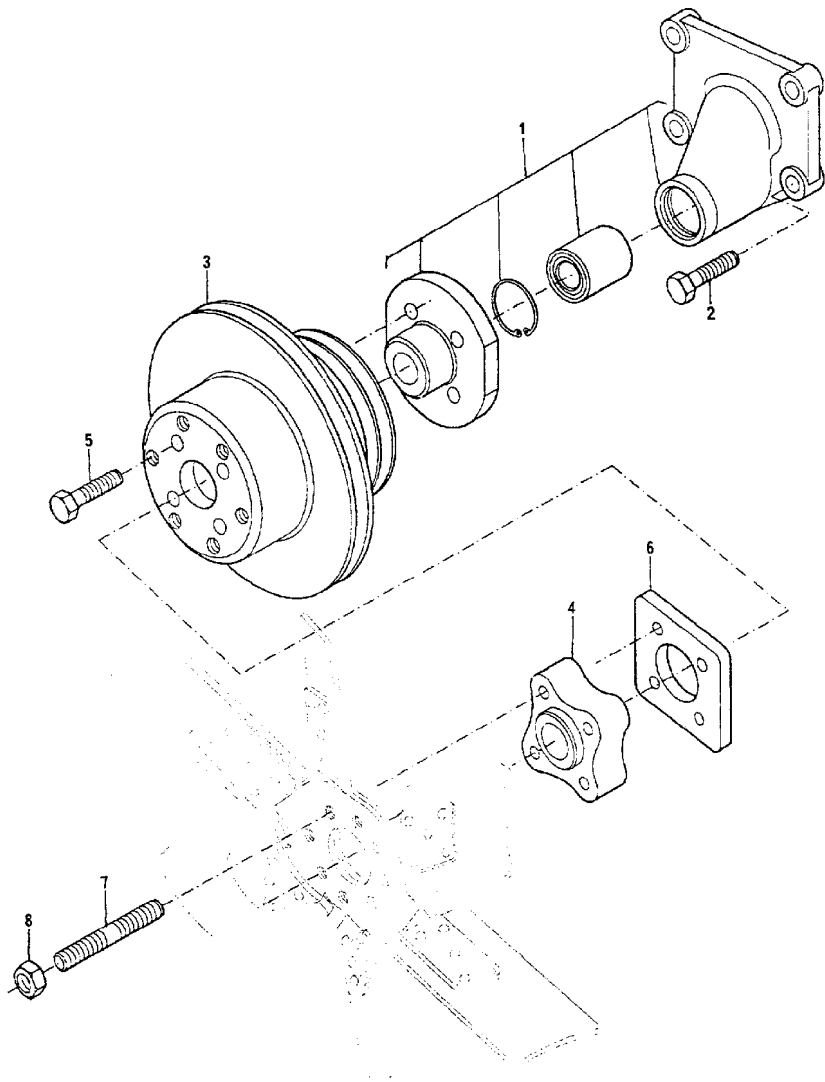


- 1 70470066
- 2 70650109
- 3 70650138
- 4 70920128
- 5 3211P001
- 6 70650118
- 7 70650119

- |           |        |          |
|-----------|--------|----------|
| 1 BUJÃO   | PLUG   | TAPON    |
| 2 BUJÃO   | PLUG   | TAPON    |
| 1 BUJÃO   | PLUG   | TAPON    |
| 1 ARRUELA | WASHER | ARANDELA |
| 4 BUJÃO   | PLUG   | TAPON    |
| 1 BUJÃO   | PLUG   | TAPON    |
| 1 BUJÃO   | PLUG   | TAPON    |

**Ventilador E Extensão**  
**Fan And Extension**  
**Ventilador Y Extensión**

10-175



- 1 4113H053
- 2 2314J011
- 3 3115C071
- 4 70330026
- 5 2314J008
- 6 3612H002
- 7 2313C063
- 8 2318D208

M10X50

- 1 ALOJAMENTO  
4 PARAFUSO  
1 POLIA  
1 ESPAÇADOR  
4 PARAFUSO  
2 PLACA  
4 PRISIONEIRO  
4 PORCA

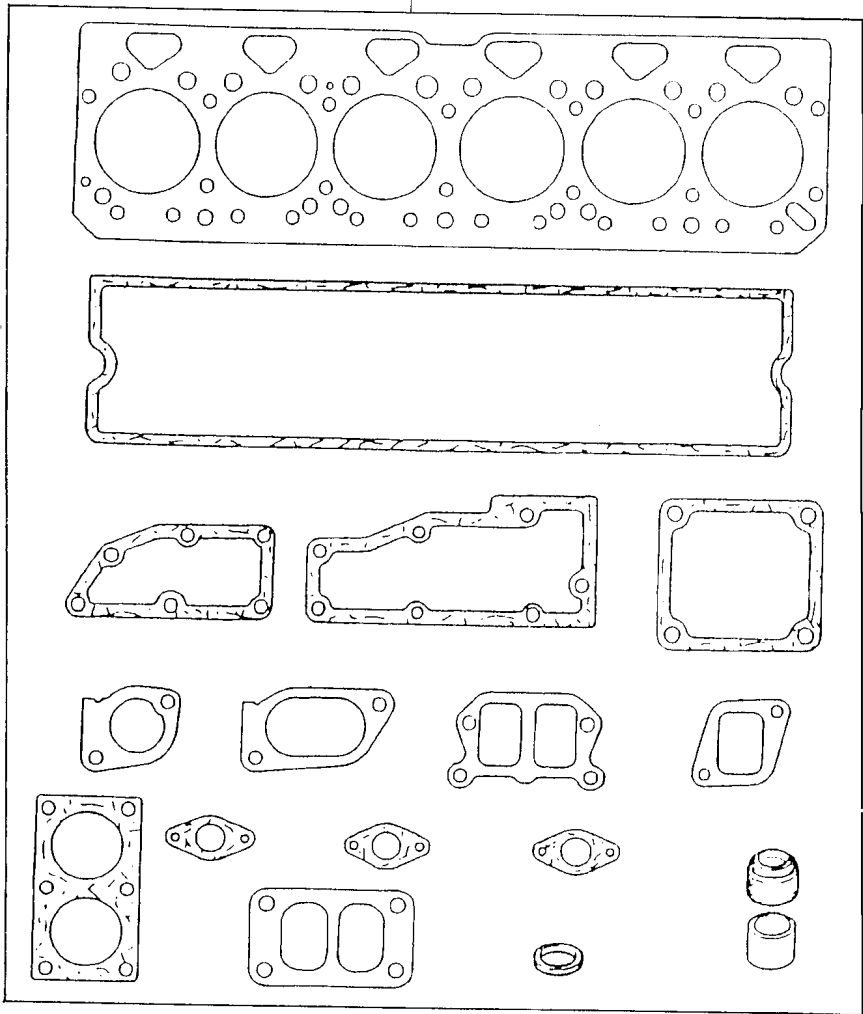
- ATOMISER BODY  
BOLT  
PULLEY  
SPACER  
BOLT  
PLATE  
STUD  
NUT

- CUERPO ATOMIZ.  
PERNO  
POLEA  
PIEZA DISTANCIA  
PERNO  
PLATO  
ESPARRAGO  
TUERCA

Jogo De Juntas Do Cabeçote  
Cylinder Head Gasket Set  
Juego De Juntas De La Culata

10-180

1



1 S1006

1 JOGO DE JUNTAS

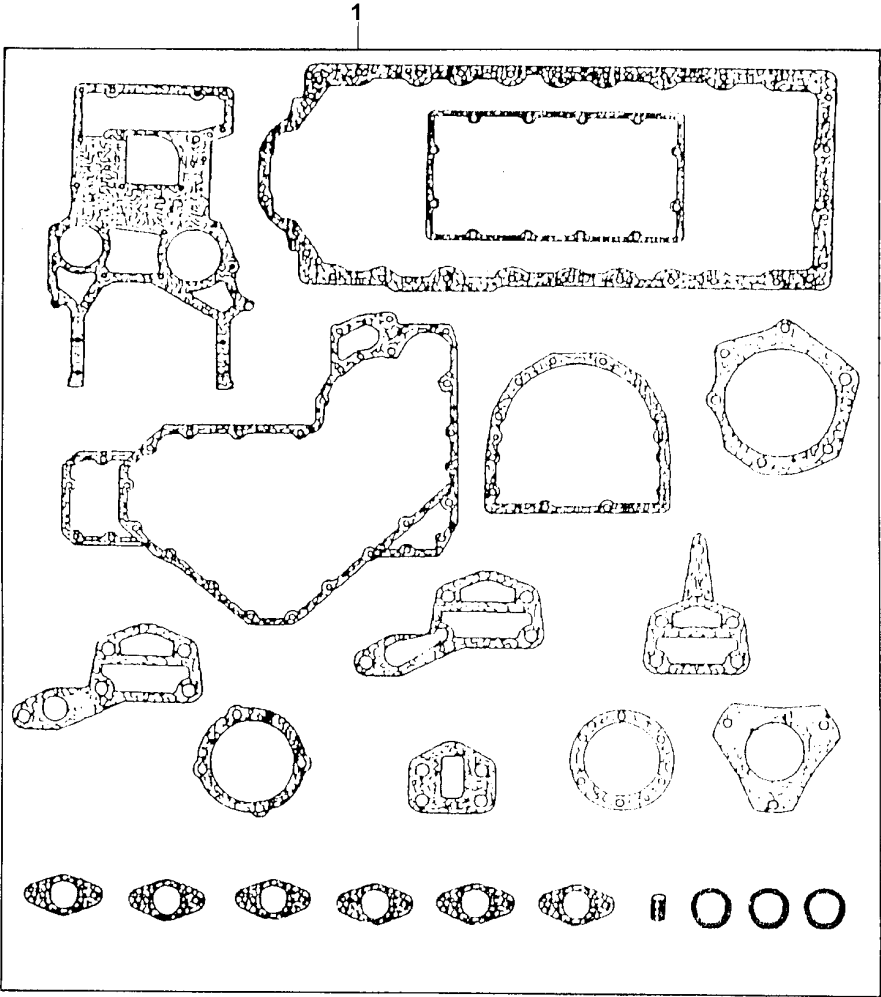
KIT, JOINT

JUEGO JUNTAS



Jogo De Juntas Do Bloco  
Cylinder Block Gasket Set  
Juego De Juntas Del Bloque

10-185



1 S1008

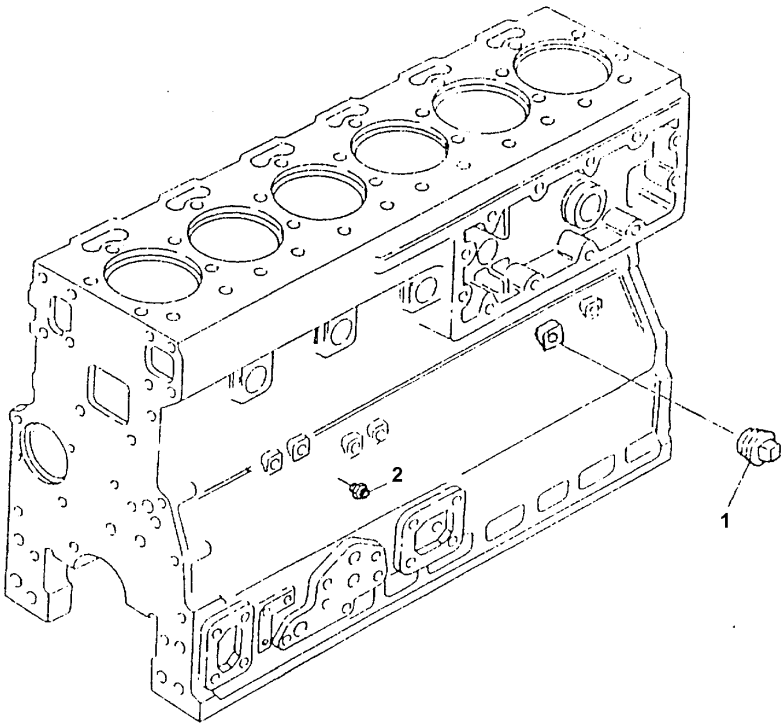
1 JOGO DE JUNTAS

KIT, JOINT

JUEGO JUNTAS

Tomada Para Manometro De Óleo  
Oil Pressure Gauge Fiting  
Toma Para Manometro De Aceite

10-190



- 1 0650594
- 2 70200655

- 2 BUJÃO
- 1 CONEXÃO

- PLUG
- CONNECTION

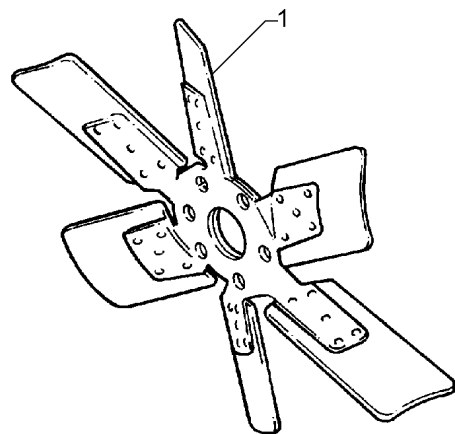
- TAPON
- CONEXION

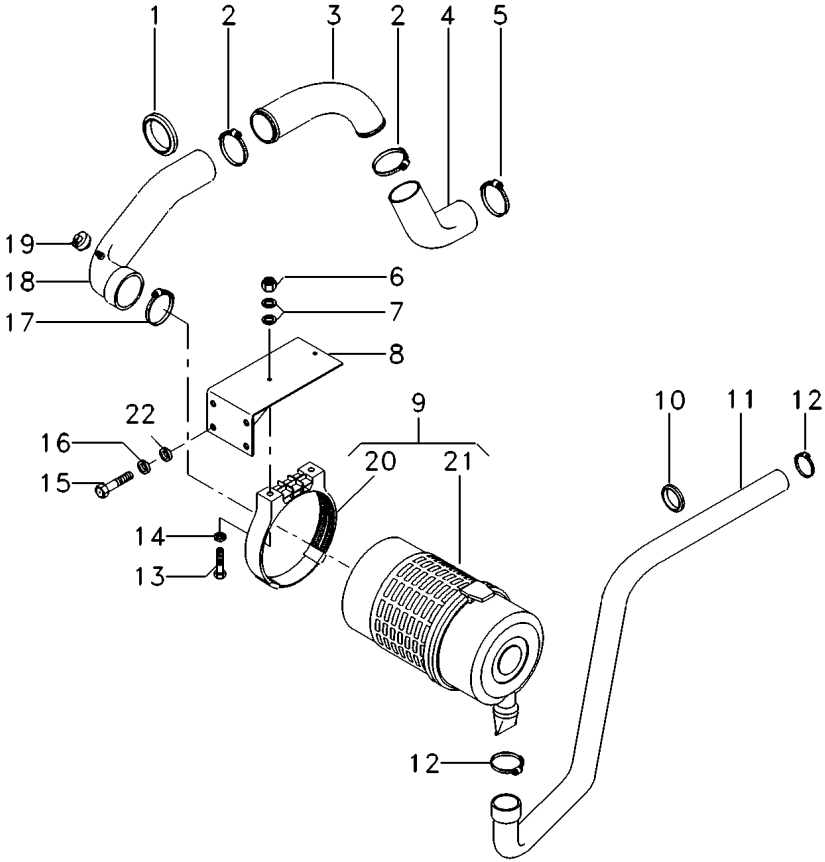
Ventilador  
Fan  
Ventilador

10-195

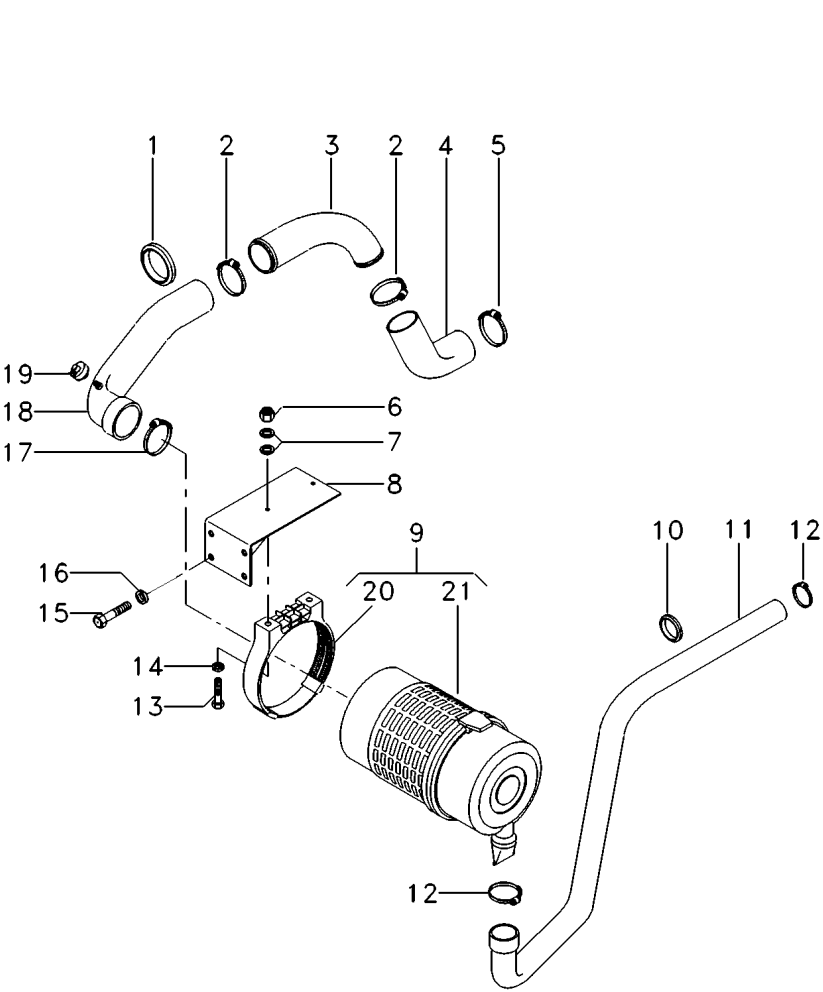
Com Cabine  
With Cab  
Con Cabina

1 035798T1 1 HÉLICE FAN VENTILADOR





1	020079P1		1	GUARNIÇÃO	FOAM	ESPUMA
2	020083P1		2	BRAÇADEIRA	CLAMP	ABRAZADERA
3	020072P1		1	TUBO	PIPE	CANO
4	020082T1		1	MANGUEIRA	HOSE	FLEXIBLE
5	020070T1		1	BRAÇADEIRA	CLAMP	ABRAZADERA
8	068129S1		1	SUPORE FILTRO	FILTER SUPPORT	FILTER SUPPORT
9	054994T1		1	CJ. FILTRO	KIT, FILTER	JUEGO FILTRO
10	020078P1		1	GUARNIÇÃO	FOAM	ESPUMA
11	054304T1		1	MANGUEIRA	HOSE	FLEXIBLE
12	490802M1		2	BRAÇADEIRA	CLAMP	ABRAZADERA
14	339374X1		2	ARRUELA	WASHER	ARANDELA
17	020080T1		1	BRAÇADEIRA	CLAMP	ABRAZADERA
18	054581N1		1	MANGUEIRA	HOSE	FLEXIBLE
19	1440993X1		1	ANEL	RING	ARO
19	3587008M91		1	INTERRUPTOR	SWITCH	INTERRUPTOR
20	055137R1	9	1	BRAÇADEIRA	CLAMP	ABRAZADERA
21	055133R1	9	1	CJ. FILTRO	KIT, FILTER	JUEGO FILTRO
22	353756X1		4	ARRUELA	WASHER	ARANDELA

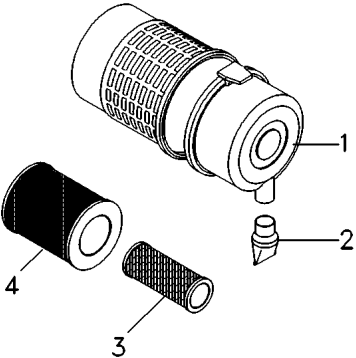


1	020079P1		1	GUARNIÇÃO	FOAM	ESPUMA
2	020083P1		2	BRAÇADEIRA	CLAMP	ABRAZADERA
3	020072P1		1	TUBO	PIPE	CANO
4	020082T1		1	MANGUEIRA	HOSE	FLEXIBLE
5	020070T1		1	BRAÇADEIRA	CLAMP	ABRAZADERA
6	339169X1		2	PORCA	NUT	TUERCA
7	391039X1		4	ARRUELA	WASHER	ARANDELA
8	054612S1		1	SUORTE	BRACKET	SOPORTE
9	054994T1		1	CJ. FILTRO	KIT, FILTER	JUEGO FILTRO
10	020078P1		1	GUARNIÇÃO	FOAM	ESPUMA
11	064931T1		1	MANGUEIRA	HOSE	FLEXIBLE
12	490802M1		2	BRAÇADEIRA	CLAMP	ABRAZADERA
13	339287X1		2	PARAFUSO	BOLT	PERNO
14	339374X1		2	ARRUELA	WASHER	ARANDELA
15	353691X1		4	PARAFUSO	BOLT	PERNO
16	353434X1		4	ARRUELA	WASHER	ARANDELA
17	020080T1		1	BRAÇADEIRA	CLAMP	ABRAZADERA
18	054581N1		1	MANGUEIRA	HOSE	FLEXIBLE
19	3587008M91		1	INTERRUPTOR	SWITCH	INTERRUPTOR
20	055137R1	9	1	ANEL	RING	ARO
21	055133R1	9	1	BRAÇADEIRA	CLAMP	ABRAZADERA
			1	CJ. FILTRO	KIT, FILTER	JUEGO FILTRO

- |            |     |            |         |          |
|------------|-----|------------|---------|----------|
| 1 055136R1 |     | 1 TAMPA    | COVER   | CUBIERTA |
| 2 055126R1 |     | 1 VÁLVULA  | VALVE   | VALVULA  |
| 3 055135R1 | [A] | 1 ELEMENTO | ELEMENT | ELEMENTO |
| 4 055134R1 | [B] | 1 ELEMENTO | ELEMENT | ELEMENTO |

[A] INTERNO  
INNER  
INTERNO

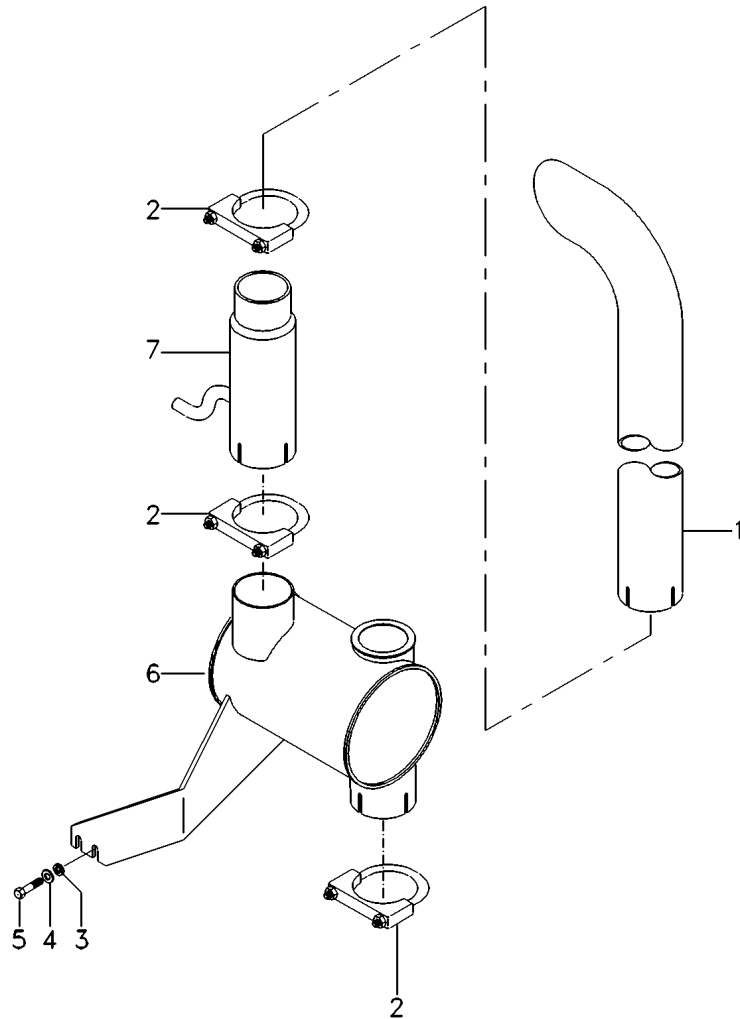
[B] EXTERNO  
OUTER  
EXTERNO




Escapamento
Exhaust
Escape

Com Ejeto De Poeira  
With Nozzle Dust  
Con Tobera Polvo

10-215



1 020307P1  
2 3146918M91  
3 339376X1  
4 390734X1  
5 339451X1  
6 041316S2  
7 036218T1

 10-220 No

1 TUBO  
3 BRAÇADEIRA  
2 ARRUELA  
2 ARRUELA  
2 PARAFUSO  
1 SILENCIOSO  
1 EJETOR

PIPE  
CLAMP  
WASHER  
WASHER  
BOLT  
SILENCER  
JET

CANO  
ABRAZADERA  
ARANDELA  
ARANDELA  
PERNO  
SILENCIADOR  
SURTIDOR

Braçadeira  
Clamp  
Abrazadera

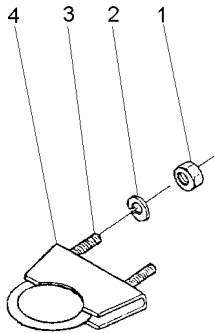
10-220

- 1 355566X1
- 2 353434X1
- 3 3146919M1
- 4 3146920M1

- 2 PORCA
- 2 ARRUELA
- 1 PARAFUSO "U"
- 1 BRAÇADEIRA

- NUT
- WASHER
- U BOLT
- CLAMP

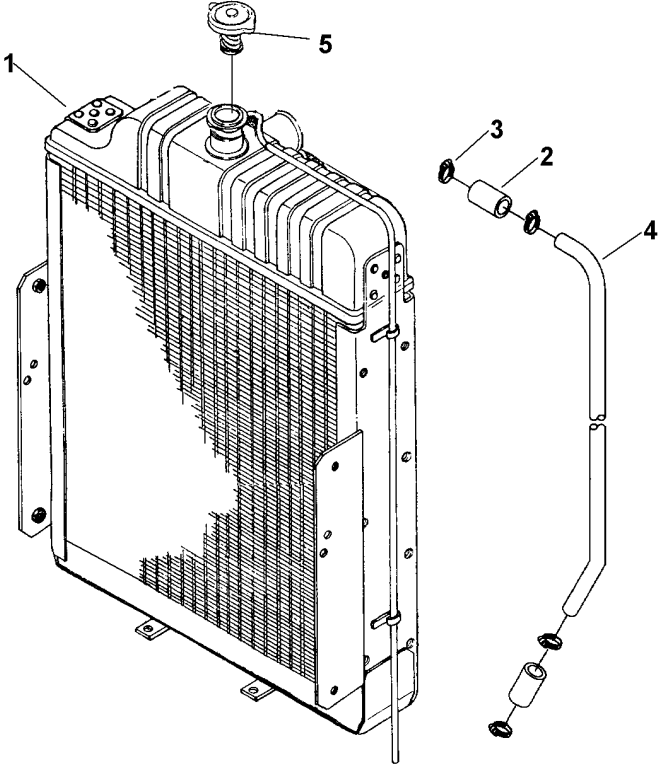
- TUERCA
- ARANDELA
- BRIDA EN U
- ABRAZADERA





Radiador De Água  
Water Radiator  
Radiador De La Água

10-225



- 1 052435T1
- 2 044951R1
- 3 045242T1
- 4 052436R1
- 5 044953R1

- 1 RADIADOR
- 2 MANGUEIRA
- 4 BRAÇADEIRA
- 1 TUBO
- 1 TAMPA

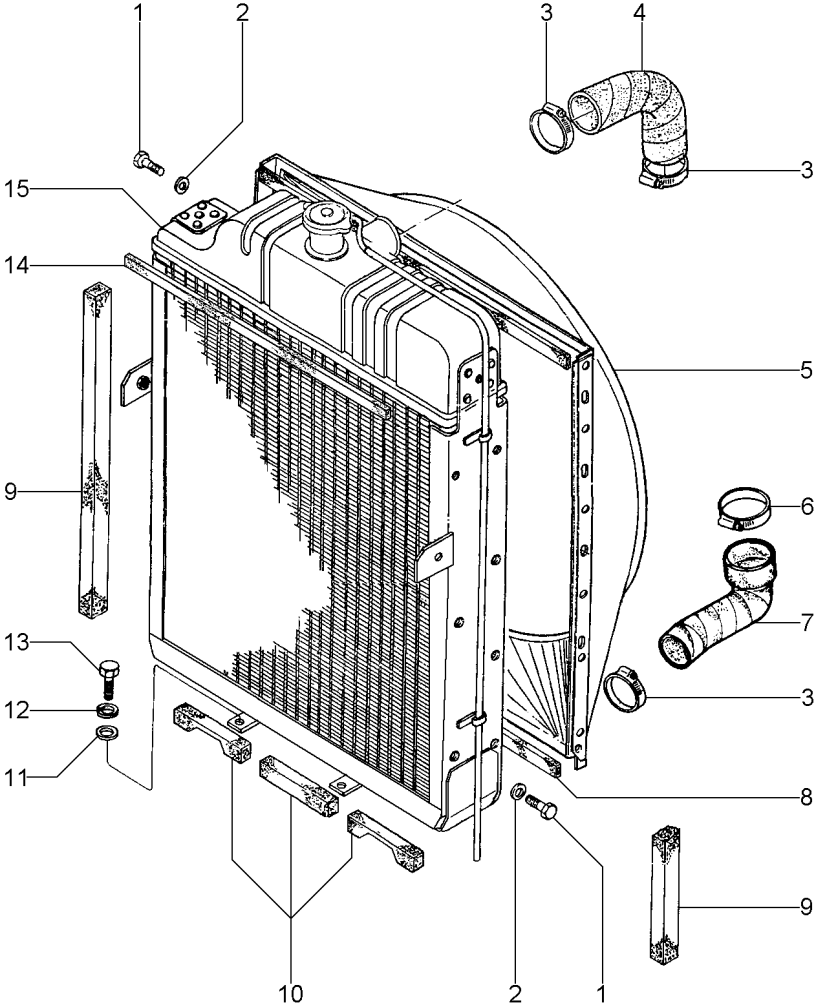
- RADIATOR
- HOSE
- CLAMP
- PIPE
- COVER

- RADIADOR
- FLEXIBLE
- ABRAZADERA
- CANO
- CUBIERTA

Sistema De Arrefecimento  
Cooling System  
Sistema De Enfriamiento

10-230

Sem Cabine  
Without Cab  
Sin Cabina



- 1 391074X1
- 2 390971X1
- 3 490804M1
- 4 036158P1
- 5 041173P2
- 6 2801096M1
- 7 036159P1
- 8 020066P1
- 9 3149668M1
- 10 020063P1
- 11 353756X1
- 12 353434X1
- 13 353691X1
- 14 020066P1
- 15 044949N1



10-300 No

- 10 PARAFUSO
- 10 ARRUELA
- 3 BRAÇADEIRA
- 1 MANGUEIRA
- 1 DEFLETOR
- 1 BRAÇADEIRA
- 1 MANGUEIRA
- 2 GUARNIÇÃO
- 2 GUARNIÇÃO
- 3 GUARNIÇÃO
- 4 ARRUELA
- 4 ARRUELA
- 4 PARAFUSO
- 2 GUARNIÇÃO
- 1 RADIADOR

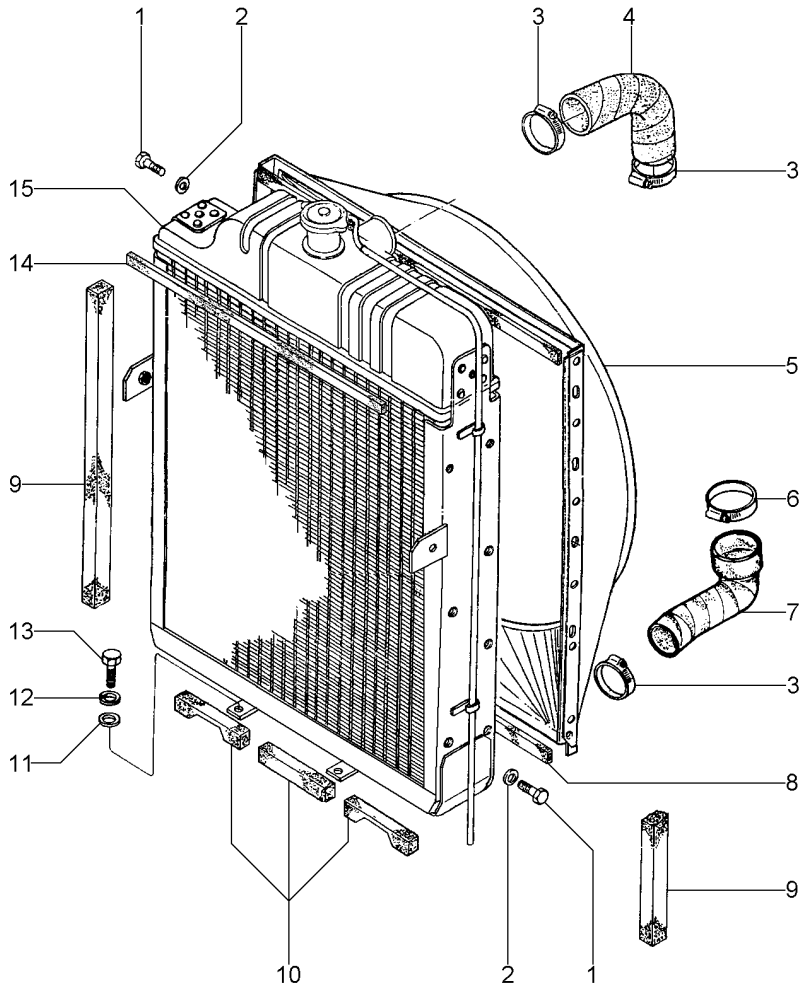
- BOLT
- WASHER
- CLAMP
- HOSE
- DEFLECTOR
- CLAMP
- HOSE
- FOAM
- FOAM
- FOAM
- WASHER
- WASHER
- BOLT
- FOAM
- RADIATOR

- PERNO
- ARANDELA
- ABRAZADERA
- FLEXIBLE
- DEFLECTOR
- ABRAZADERA
- FLEXIBLE
- ESPUMA
- ESPUMA
- ESPUMA
- ARANDELA
- ARANDELA
- PERNO
- ESPUMA
- RADIADOR

Sistema De Arrefecimento  
Cooling System  
Sistema De Enfriamiento

10-235

Com Cabine  
With Cab  
Con Cabina



- 1 391074X1
- 2 390971X1
- 3 490804M1
- 4 036158P1
- 5 041173P3
- 6 2801096M1
- 7 036159P1
- 8 020066P1
- 9 3149668M1
- 10 020063P1
- 11 353756X1
- 12 353434X1
- 13 353691X1
- 14 020066P1
- 15 052434N1



10-225 No

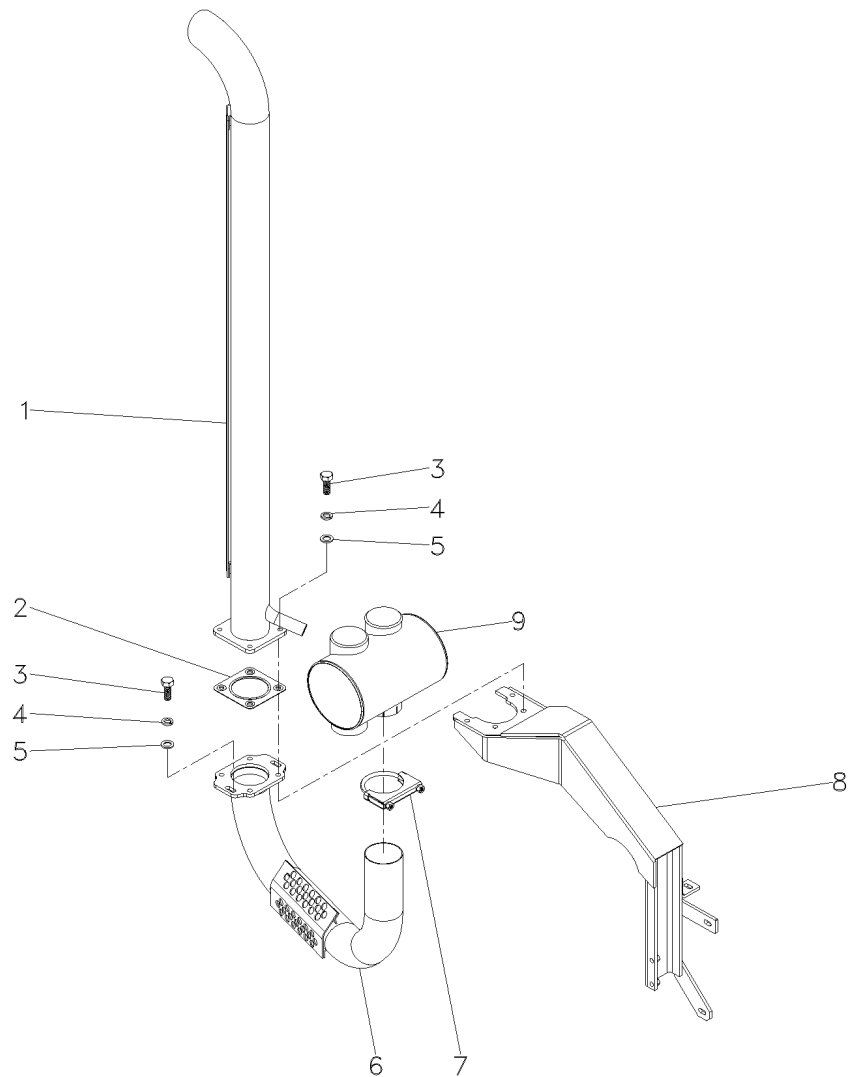
- 10 PARAFUSO
- 10 ARRUELA
- 3 BRAÇADEIRA
- 1 MANGUEIRA
- 1 DEFLETOR
- 1 BRAÇADEIRA
- 1 MANGUEIRA
- 2 GUARNIÇÃO
- 2 GUARNIÇÃO
- 3 GUARNIÇÃO
- 4 ARRUELA
- 4 ARRUELA
- 4 PARAFUSO
- 2 GUARNIÇÃO
- 1 RADIADOR

- BOLT
- WASHER
- CLAMP
- HOSE
- DEFLECTOR
- CLAMP
- HOSE
- FOAM
- FOAM
- FOAM
- WASHER
- WASHER
- BOLT
- FOAM
- RADIATOR

- PERNO
- ARANDELA
- ABRAZADERA
- FLEXIBLE
- DEFLECTOR
- ABRAZADERA
- FLEXIBLE
- ESPUMA
- ESPUMA
- ESPUMA
- ARANDELA
- ARANDELA
- PERNO
- ESPUMA
- RADIADOR

Sistema De Admissão E Escape  
Air Induction And Exhaust System  
Admision Y Escape

10-240



- 1 064635T1
- 2 065746P1
- 3 3009493X1
- 4 353434X1
- 5 353756X1
- 6 064634T1
- 7 3146918M91
- 8 064138S1
- 9 064637T1

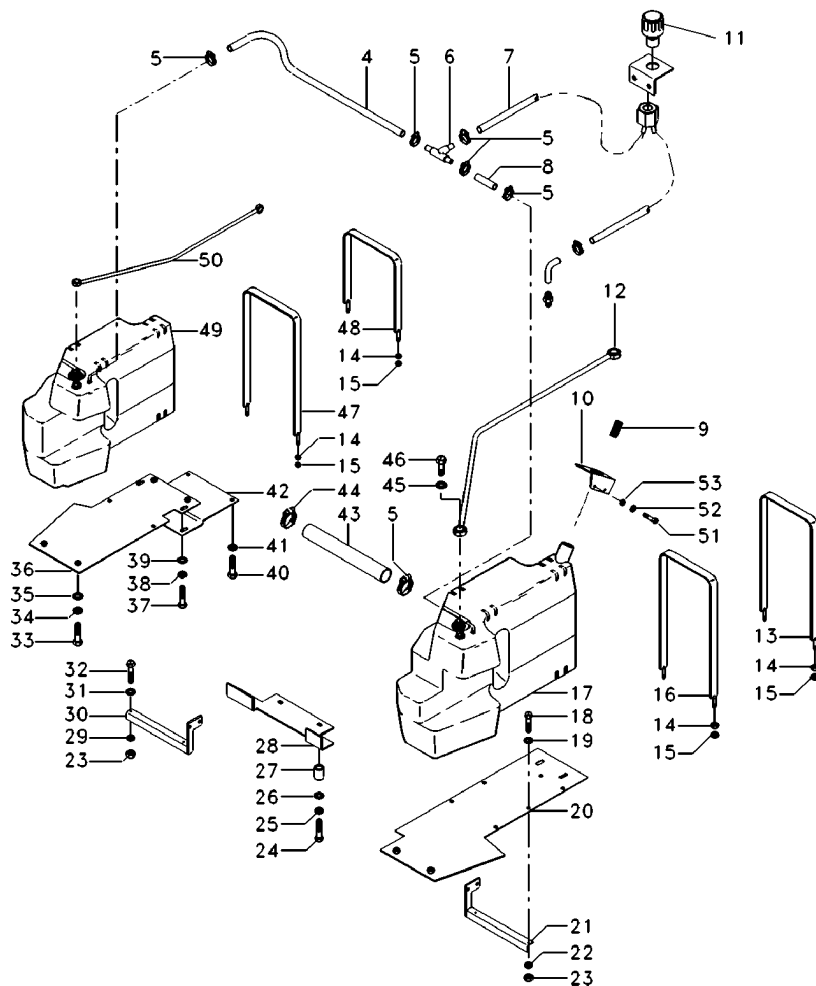
- |                |                |                  |
|----------------|----------------|------------------|
| 1 TUBO INJETOR | INJECTION PIPE | TUBO D INYECCION |
| 1 JUNTA        | JOINT          | JUNTA            |
| 9 PARAFUSO     | BOLT           | PERNO            |
| 9 ARRUELA      | WASHER         | ARANDELA         |
| 5 ARRUELA      | WASHER         | ARANDELA         |
| 1 TUBO         | PIPE           | CANO             |
| 2 BRAÇADEIRA   | CLAMP          | ABRAZADERA       |
| 1 SUPORTE      | CLEVIS         | GANCHO SEGUR.    |
| 1 SILENCIOSO   | SILENCER       | SILENCIADOR      |

Tanque De Combustível  
Fuel Tank  
Tanque De Combustible

Plástico  
Plástico  
Plástico

10-245

Sem Cabine  
Without Cab  
Sin Cabina



- 4 069006P1
- 5 3408858M1
- 6 3148077M1
- 7 021104P1
- 8 069006P1
- 9 980574M3
- 10 070110S1
- 11 022673N1
- 12 021166N1
- 13 039850S1
- 14 353430X1
- 15 353431X1
- 16 040254S1
- 17 053500N1
- 18 353691X1
- 19 353756X1
- 20 039655S2
- 21 039603S2
- 22 353434X1
- 23 355566X1
- 24 354648X1
- 25 353439X1
- 26 353758X1
- 27 036269P1
- 28 043612P1
- 29 353434X1
- 30 039830S2
- 31 353756X1
- 32 353691X1
- 33 353691X1
- 34 353434X1
- 35 353756X1
- 36 039618S2
- 37 353691X1
- 38 353434X1
- 39 353756X1
- 40 353691X1
- 41 353434X1
- 42 039624P1
- 43 3585614M1
- 44 490802M1
- 45 1480517M1
- 46 1481691M1
- 47 039848S1
- 48 039849S1
- 49 038641N2

10-260 No



10-255 No



- |                |              |                 |
|----------------|--------------|-----------------|
| 1 MANGUEIRA    | HOSE         | FLEXIBLE        |
| 6 BRAÇADEIRA   | CLAMP        | ABRAZADERA      |
| 1 CONEXÃO "T"  | CONNECTION T | CONEXION T      |
| 1 MANGUEIRA    | HOSE         | FLEXIBLE        |
| 1 MANGUEIRA    | HOSE         | FLEXIBLE        |
| 1 ELEMENTO     | ELEMENT      | ELEMENTO        |
| 1 SUPORTE      | BRACKET      | SOPORTE         |
| 1 FILTRO       | FILTER       | FILTRO          |
| 1 TUBO         | PIPE         | CANO            |
| 1 CINTA        | SURROUND     | ENVOLVENTE      |
| 8 PORCA        | NUT          | TUERCA          |
| 8 PORCA        | NUT          | TUERCA          |
| 1 CINTA        | SURROUND     | ENVOLVENTE      |
| 1 RESERVATÓRIO | CONTAINER    | CONTENEDOR      |
| 2 PARAFUSO     | BOLT         | PERNO           |
| 2 ARRUELA      | WASHER       | ARANDELA        |
| 1 PLACA        | PLATE        | PLATO           |
| 1 SUPORTE      | BRACKET      | SOPORTE         |
| 2 ARRUELA      | WASHER       | ARANDELA        |
| 4 PORCA        | NUT          | TUERCA          |
| 2 PARAFUSO     | BOLT         | PERNO           |
| 2 ARRUELA      | WASHER       | ARANDELA        |
| 2 ARRUELA      | WASHER       | ARANDELA        |
| 2 ARRUELA      | WASHER       | ARANDELA        |
| 2 ESPAÇADOR    | SPACER       | PIEZA DISTANCIA |
| 1 PLACA        | PLATE        | PLATO           |
| 2 ARRUELA      | WASHER       | ARANDELA        |
| 1 SUPORTE      | BRACKET      | SOPORTE         |
| 2 ARRUELA      | WASHER       | ARANDELA        |
| 2 PARAFUSO     | BOLT         | PERNO           |
| 2 PARAFUSO     | BOLT         | PERNO           |
| 2 ARRUELA      | WASHER       | ARANDELA        |
| 2 ARRUELA      | WASHER       | ARANDELA        |
| 1 PLACA        | PLATE        | PLATO           |
| 2 PARAFUSO     | BOLT         | PERNO           |
| 2 ARRUELA      | WASHER       | ARANDELA        |
| 2 ARRUELA      | WASHER       | ARANDELA        |
| 2 PARAFUSO     | BOLT         | PERNO           |
| 2 ARRUELA      | WASHER       | ARANDELA        |
| 1 PLACA        | PLATE        | PLATO           |
| 1 MANGUEIRA    | HOSE         | FLEXIBLE        |
| 2 BRAÇADEIRA   | CLAMP        | ABRAZADERA      |
| 6 ARRUELA      | WASHER       | ARANDELA        |
| 3 PARAFUSO     | BOLT         | PERNO           |
| 1 CINTA        | SURROUND     | ENVOLVENTE      |
| 1 CINTA        | SURROUND     | ENVOLVENTE      |
| 1 TANQUE       | TANK         | TANQUE          |
| 1 TUBO         | PIPE         | CANO            |
| 3 PARAFUSO     | BOLT         | PERNO           |
| 3 ARRUELA      | WASHER       | ARANDELA        |

T0219009

EB00Z004

C068002 E02 (1)

10/04 10-245

- 50 021164N1
- 51 339761X1
- 52 339024X1

Tanque De Combustível  
Fuel Tank  
Tanque De Combustible

Plástico  
Plástico  
Plástico

10-245

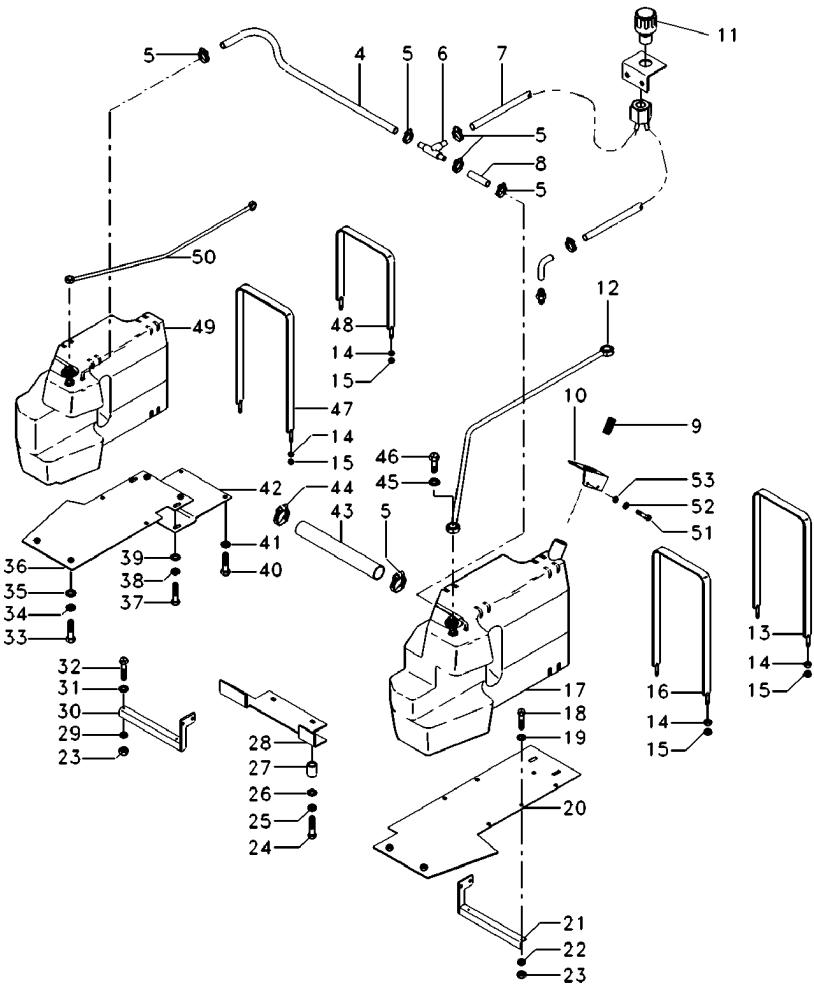
Sem Cabine  
Without Cab  
Sin Cabina

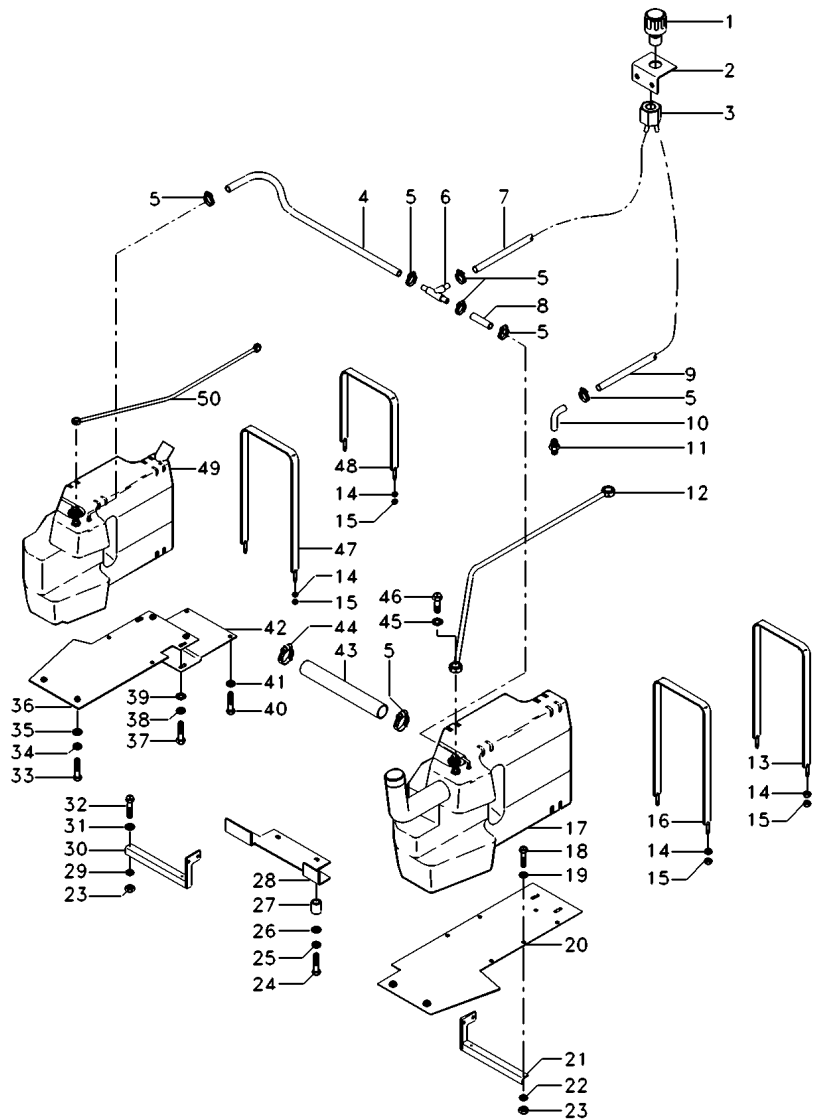
53 339374X1

3 ARRUELA

WASHER

ARANDELA





- 1 022673N1
- 2 052216S1
- 3 052222S1
- 4 027403P1
- 5 3408858M1
- 6 3148077M1
- 7 021104P1
- 8 021120P1
- 9 052221P1
- 10 052219P1
- 11 1480485M92
- 12 021166N1
- 13 039850S1
- 14 353430X1
- 15 353431X1
- 16 040254S1
- 17 053500N1

- 18 353691X1
- 19 353756X1
- 20 039655S2
- 21 039603S2
- 22 353434X1
- 23 355566X1
- 24 354648X1
- 25 353439X1
- 26 353758X1
- 27 036269P1
- 28 043612P1
- 29 353434X1
- 30 039830S2
- 31 353756X1
- 32 353691X1
- 33 353691X1
- 34 353434X1
- 35 353756X1
- 36 039618S2
- 37 353691X1
- 38 353434X1
- 39 353756X1
- 40 353691X1
- 41 353434X1
- 42 039624P1
- 43 3585614M1
- 44 490802M1
- 45 1480517M1
- 46 1481691M1
- 47 039848S1
- 48 039849S1

[B]

10-260 No

- 1 FILTRO
- 1 SUPORTE
- 1 PORCA
- 1 MANGUEIRA
- 6 BRAÇADEIRA
- 1 CONEXÃO "T"
- 1 MANGUEIRA
- 1 MANGUEIRA
- 1 MANGUEIRA
- 1 TUBO
- 1 CONEXÃO
- 1 TUBO
- 1 CINTA
- 8 PORCA
- 8 PORCA
- 1 CINTA
- 1 RESERVATÓRIO

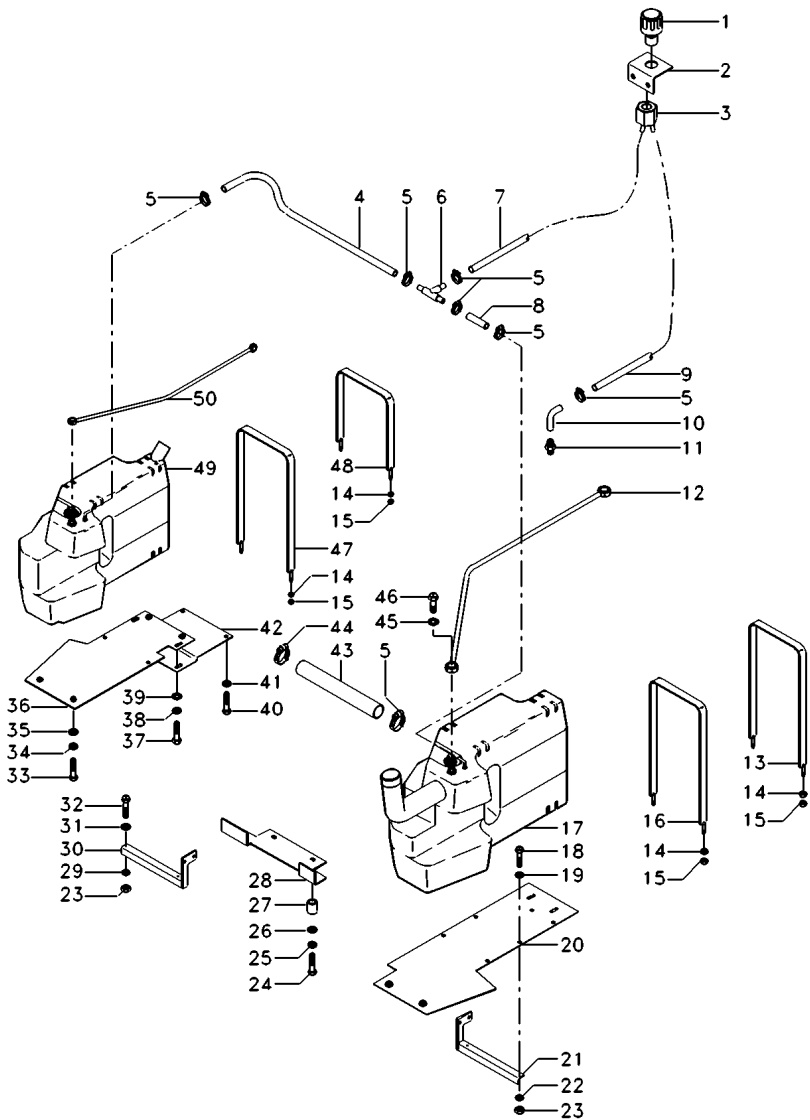
- FILTER
- BRACKET
- NUT
- HOSE
- CLAMP
- CONNECTION T
- HOSE
- HOSE
- HOSE
- PIPE
- CONNECTION
- PIPE
- SURROUND
- NUT
- NUT
- SURROUND
- CONTAINER

- FILTRO
- SOPORTE
- TUERCA
- FLEXIBLE
- ABRAZADERA
- CONEXION T
- FLEXIBLE
- FLEXIBLE
- FLEXIBLE
- CANO
- CONEXION
- CANO
- ENVOLVENTE
- TUERCA
- TUERCA
- ENVOLVENTE
- CONTENEDOR

- 2 PARAFUSO
- 2 ARRUELA
- 1 PLACA
- 1 SUPORTE
- 2 ARRUELA
- 4 PORCA
- 2 PARAFUSO
- 2 ARRUELA
- 2 ARRUELA
- 2 ARRUELA
- 2 ESPAÇADOR
- 1 PLACA
- 2 ARRUELA
- 1 SUPORTE
- 2 ARRUELA
- 2 PARAFUSO
- 2 PARAFUSO
- 2 ARRUELA
- 2 ARRUELA
- 2 ARRUELA
- 1 PLACA
- 2 PARAFUSO
- 2 ARRUELA
- 2 ARRUELA
- 2 ARRUELA
- 2 PARAFUSO
- 2 ARRUELA
- 1 PLACA
- 1 MANGUEIRA
- 2 BRAÇADEIRA
- 6 ARRUELA
- 3 PARAFUSO
- 1 CINTA
- 1 CINTA

- BOLT
- WASHER
- PLATE
- BRACKET
- WASHER
- NUT
- BOLT
- WASHER
- WASHER
- SPACER
- PLATE
- WASHER
- BRACKET
- WASHER
- BOLT
- BOLT
- WASHER
- WASHER
- WASHER
- PLATE
- BOLT
- WASHER
- WASHER
- WASHER
- BOLT
- WASHER
- PLATE
- HOSE
- CLAMP
- WASHER
- BOLT
- SURROUND
- SURROUND

- PERNO
- ARANDELA
- PLATO
- SOPORTE
- ARANDELA
- TUERCA
- PERNO
- ARANDELA
- ARANDELA
- PIEZA DISTANCIA
- PLATO
- ARANDELA
- SOPORTE
- ARANDELA
- PERNO
- PERNO
- ARANDELA
- ARANDELA
- ARANDELA
- PERNO
- ARANDELA
- PLATO
- FLEXIBLE
- ABRAZADERA
- ARANDELA
- PERNO
- ENVOLVENTE
- ENVOLVENTE



49 038641N2

[A]

10-255 No

1 TANQUE

TANK

TANQUE

50 021164N1

1 TUBO

PIPE

CANO

[A] TANQUE COM CAPACIDADE DE 150 L.  
TANK WITH CAPACITY OF 150 L.  
TANQUE CON CAPACIDAD DE 150 L.

[B] TANQUE COM CAPACIDADE DE 125,2 L.  
TANK WITH CAPACITY OF 125,2 L.  
TANQUE CON CAPACIDAD DE 125,2 L.



Tanque De Combustível  
Fuel Tank  
Tanque De Combustible

Lado Direito  
Right Hand  
Lado Derecho

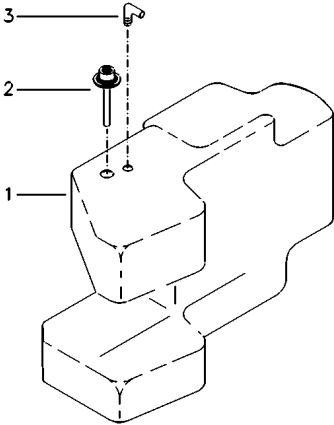
10-255

- 1 044198P1
- 2 040005R2
- 3 040004R1

- 1 TANQUE
- 1 TUBO
- 1 RESPIRO

TANK  
PIPE  
BREATHER

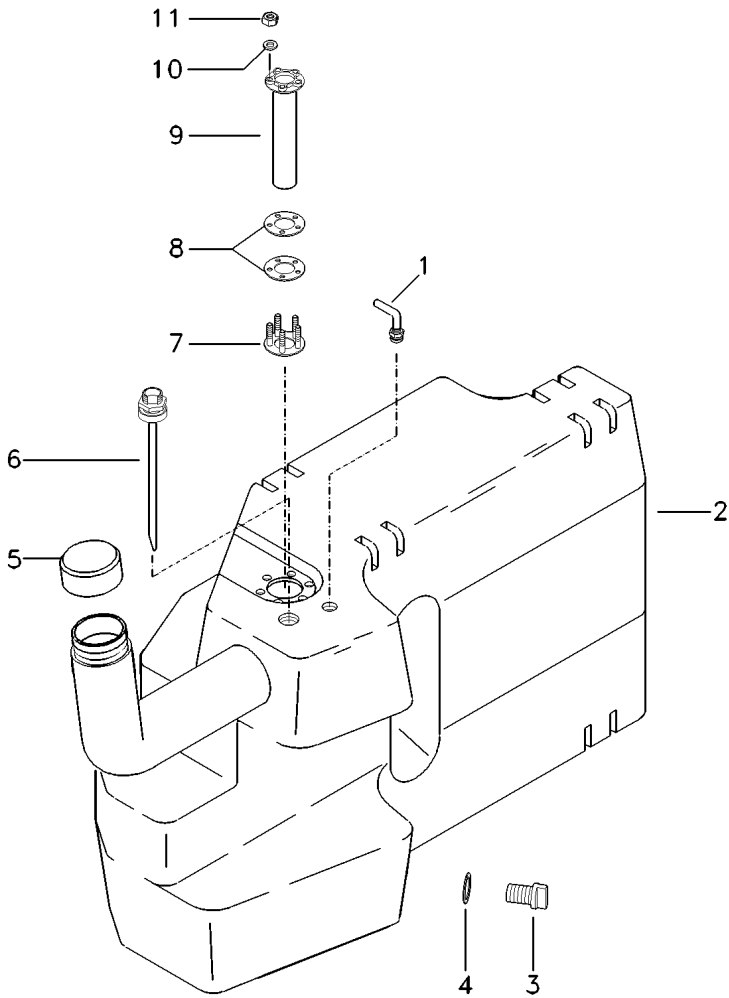
TANQUE  
CANO  
RESPIRADERO



Tanque De Combustível  
Fuel Tank  
Tanque De Combustible

Esquerdo  
Left  
Izquierdo

10-260



- 1 040004R1
- 2 053501P1
- 3 041691R1
- 4 196030M1
- 5 053243R1
- 6 041689R1
- 8 040003R1
- 9 051395T1
- 10 390469X1
- 11 390995X1

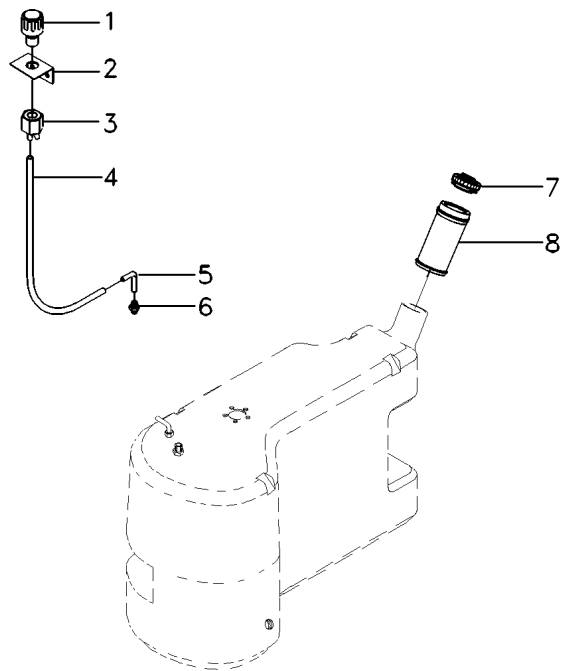
- 1 RESPIRO
- 1 RESERVATÓRIO
- 1 BUJÃO
- 1 ANEL "O"
- 1 TAMPA
- 1 TUBO
- 2 GUARNIÇÃO
- 1 SENSOR
- 5 ARRUELA
- 5 PORCA

- BREATHER
- CONTAINER
- PLUG
- O RING
- COVER
- PIPE
- FOAM
- SENDER
- WASHER
- NUT

- RESPIRADERO
- CONTENEDOR
- TAPON
- JUNTA TORICA
- CUBIERTA
- CANO
- ESPUMA
- EMISOR
- ARANDELA
- TUERCA

Respiro Do Tanque  
Tank Breather  
Respiradero Del Tanque

10-265



- 1 022673N1
- 2 052216S1
- 3 052222S1
- 4 052221P1
- 5 052219P1
- 6 1480485M92
- 7 049573R1
- 8 052218S1

- 1 FILTRO
- 1 SUPORTE
- 1 PORCA
- 1 MANGUEIRA
- 1 TUBO
- 1 CONEXÃO
- 1 CJ. TAMPA
- 1 BOCAL

- FILTER
- BRACKET
- NUT
- HOSE
- PIPE
- CONNECTION
- KIT, COVER
- FILLER

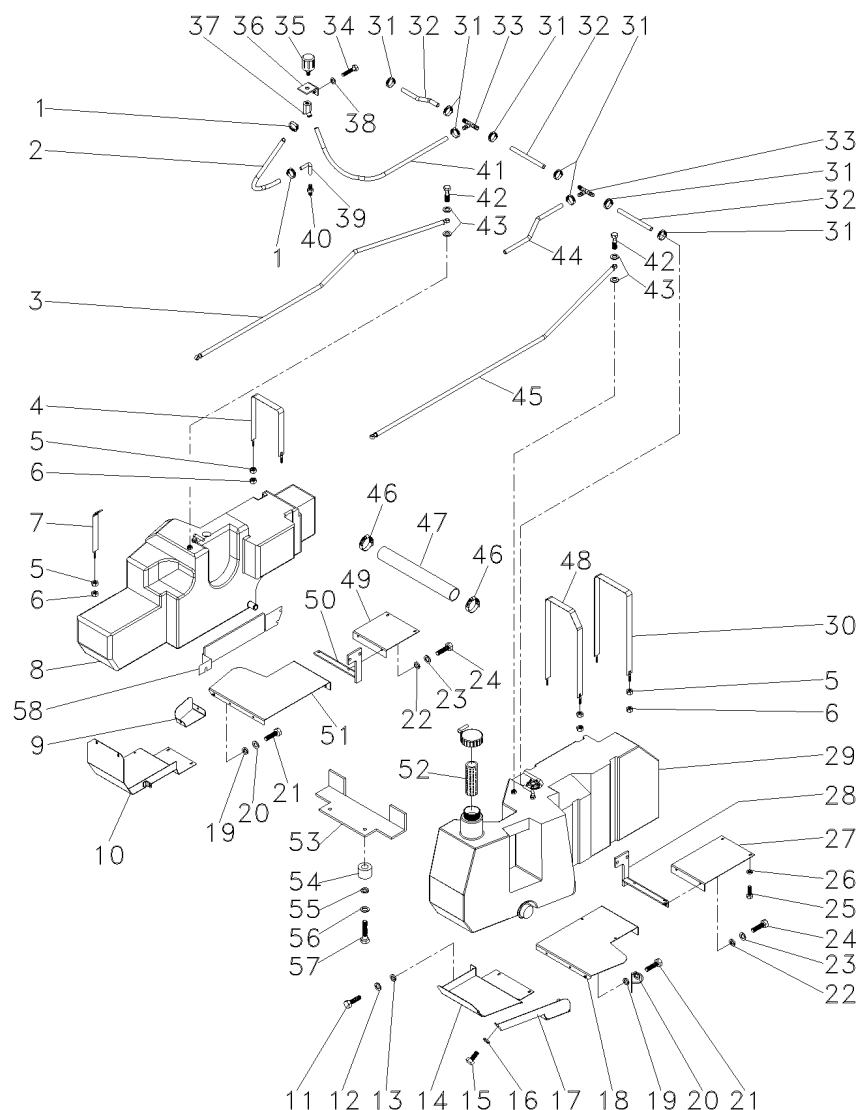
- FILTRO
- SOPORTE
- TUERCA
- FLEXIBLE
- CANO
- CONEXION
- JUEGO DE TAPA
- RELLENADOR

Tanque De Combustível  
Fuel Tank  
Tanque De Combustible

Plástico  
Plástico  
Plástico

10-270

Com Cabine  
With Cab  
Con Cabina



- 1 3408858M1
- 2 052221P1
- 3 021164N1
- 4 063727S1
- 5 353430X1
- 6 353431X1
- 7 063729S1
- 8 059586N1
- 9 065299S1
- 10 063326S1
- 11 339761X1
- 12 339024X1
- 13 339374X1
- 14 063333S1
- 15 339123X1
- 16 339374X1
- 17 065430S1
- 18 063534S1
- 19 339374X1
- 20 339024X1
- 21 339761X1
- 22 339374X1
- 23 339024X1
- 24 339761X1
- 25 353691X1
- 26 353434X1
- 27 063358P1
- 28 039603S1
- 29 059588N1
- 30 063725S1
- 31 391087X1
- 32 063852P1
- 33 063882P1
- 34 353667X1
- 35 022673N1
- 36 052216S1
- 37 063891S1
- 38 353443X1
- 39 052219P1
- 40 1480485M92
- 41 063850P1
- 42 1481691M1
- 43 1480517M1
- 44 063851P1
- 45 021166N1
- 46 490802M1
- 47 3409656M1
- 48 064497S1

▶▶▶ 10-275 No



▶▶▶ 10-280 No

- 2 BRAÇADEIRA
- 1 MANGUEIRA
- 1 TUBO
- 1 CINTA
- 14 PORCA
- 14 PORCA
- 1 CINTA
- 1 TANQUE

- CLAMP
- HOSE
- PIPE
- SURROUND
- NUT
- NUT
- SURROUND
- TANK

- ABRAZADERA
- FLEXIBLE
- CANO
- ENVOLVENTE
- TUERCA
- TUERCA
- ENVOLVENTE
- TANQUE

- 1 TAMPA
- 1 PROTEÇÃO
- 4 PARAFUSO
- 3 ARRUELA
- 4 ARRUELA
- 1 PROTEÇÃO
- 5 PARAFUSO
- 5 ARRUELA
- 1 TAMPA
- 1 BASE
- 10 ARRUELA
- 10 ARRUELA
- 10 PARAFUSO
- 6 ARRUELA
- 6 ARRUELA
- 6 PARAFUSO
- 2 PARAFUSO
- 2 ARRUELA
- 1 BASE
- 1 SUPORTE
- 1 TANQUE

- COVER
- GUARD
- BOLT
- WASHER
- WASHER
- GUARD
- BOLT
- WASHER
- COVER
- BOWL
- WASHER
- WASHER
- BOLT
- WASHER
- WASHER
- BOLT
- BOLT
- WASHER
- BOWL
- BRACKET
- TANK

- CUBIERTA
- DEFENSA
- PERNO
- ARANDELA
- ARANDELA
- DEFENSA
- PERNO
- ARANDELA
- ARANDELA
- ARANDELA
- ARANDELA
- PERNO
- ARANDELA
- ARANDELA
- PERNO
- PERNO
- PERNO
- ARANDELA
- TAZA
- SOPORTE
- TANQUE

- 1 CINTA
- 10 BRAÇADEIRA
- 3 MANGUEIRA
- 2 CONEXÃO "T"
- 2 PARAFUSO
- 1 FILTRO
- 1 SUPORTE
- 1 PORCA
- 2 ARRUELA
- 1 TUBO
- 1 CONEXÃO
- 1 MANGUEIRA
- 3 PARAFUSO
- 6 ARRUELA
- 1 MANGUEIRA
- 1 TUBO
- 2 BRAÇADEIRA
- 1 MANGUEIRA
- 1 CINTA

- SURROUND
- CLAMP
- HOSE
- CONNECTION T
- BOLT
- FILTER
- BRACKET
- NUT
- WASHER
- PIPE
- CONNECTION
- HOSE
- BOLT
- WASHER
- HOSE
- PIPE
- CLAMP
- HOSE
- SURROUND

- ENVOLVENTE
- ABRAZADERA
- FLEXIBLE
- CONEXION T
- PERNO
- FILTRO
- SOPORTE
- TUERCA
- ARANDELA
- CANO
- CONEXION
- FLEXIBLE
- PERNO
- ARANDELA
- FLEXIBLE
- CANO
- ABRAZADERA
- FLEXIBLE
- ENVOLVENTE

T0219040

EB00Z006

C068002 E02 (1)

10/04

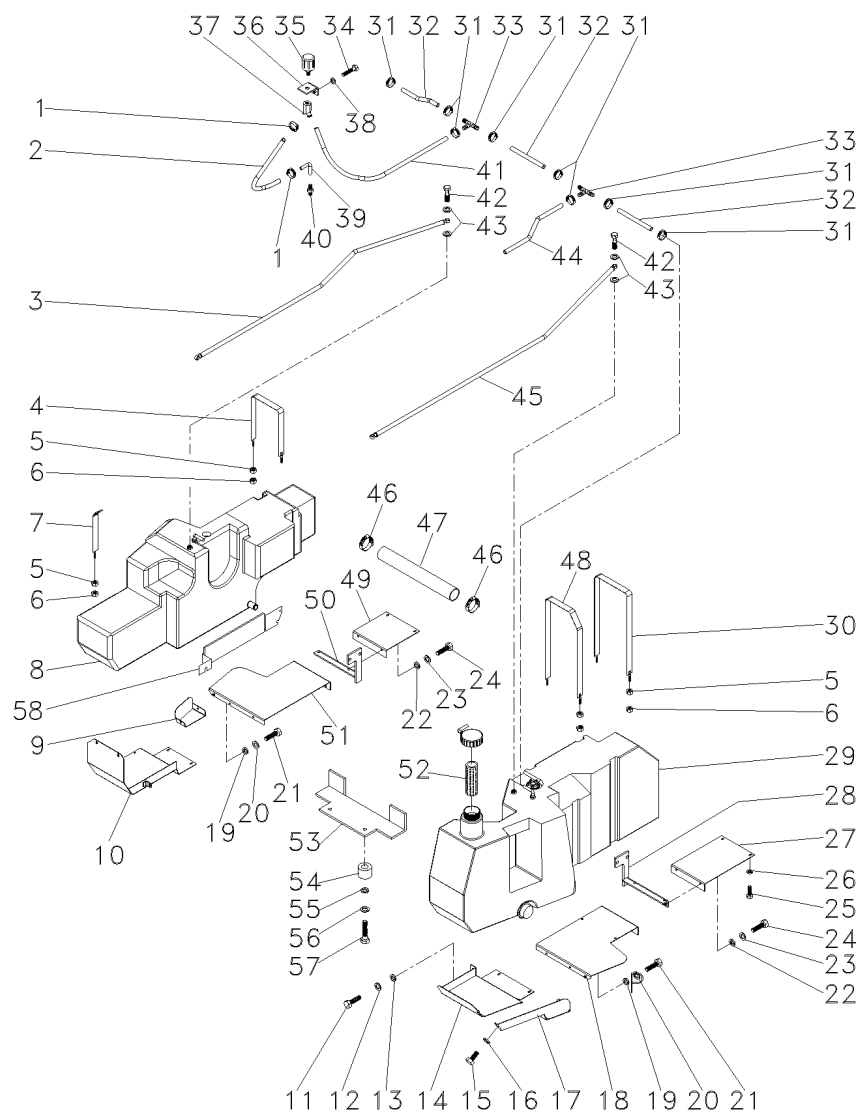
10-270

Tanque De Combustível  
Fuel Tank  
Tanque De Combustible

Plástico  
Plástico  
Plástico

10-270

Com Cabine  
With Cab  
Con Cabina



49 063169P1  
50 039830S2  
51 063535S1  
52 980574M3  
53 043612P1  
54 036269P1  
55 353439X1  
56 353758X1  
57 354648X1  
58 6201367M91



1 BASE  
1 SUPORTE  
1 BASE  
1 ELEMENTO  
1 PLACA  
2 ESPAÇADOR  
2 ARRUELA  
2 ARRUELA  
2 PARAFUSO  
1 ISOLANTE

BOWL  
BRACKET  
BOWL  
ELEMENT  
PLATE  
SPACER  
WASHER  
WASHER  
BOLT  
INSULATOR

TAZA  
SOPORTE  
TAZA  
ELEMENTO  
PLATO  
PIEZA DISTANCIA  
ARANDELA  
ARANDELA  
PERNO  
PROD.AISLANTE

Tanque De Combustível  
Fuel Tank  
Tanque De Combustible

Lado Direito  
Right Hand  
Lado Derecho

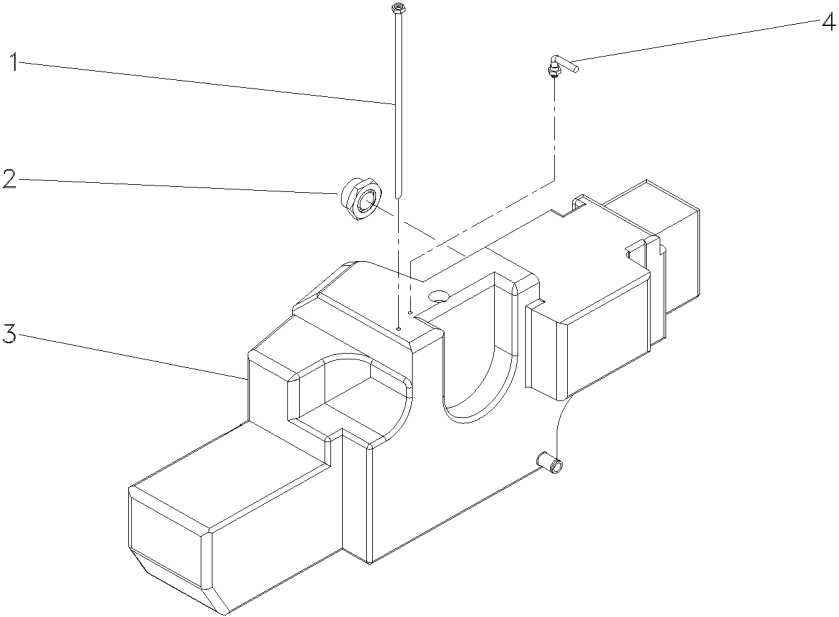
10-275

- 1 041689R1
- 2 053240R1
- 3 059587P1
- 4 040004R1

- 1 TUBO
- 1 TAMPA
- 1 RESERVATÓRIO
- 1 RESPIRO

- PIPE
- COVER
- CONTAINER
- BREATHER

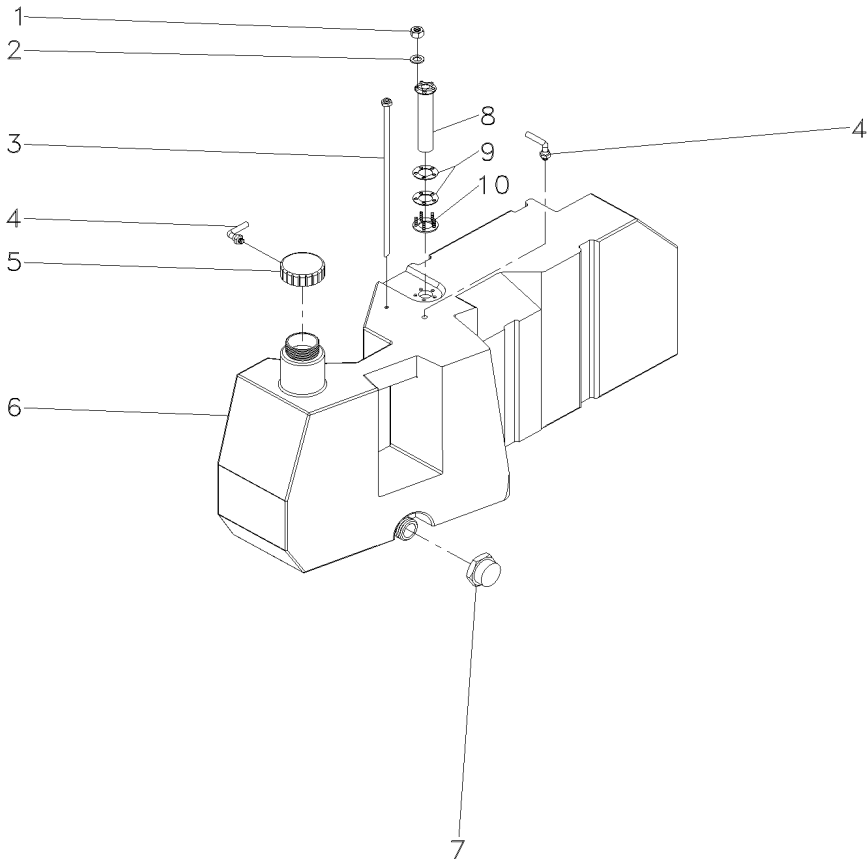
- CANO
- CUBIERTA
- CONTENEDOR
- RESPIRADERO



Tanque De Combustível  
Fuel Tank  
Tanque De Combustible

Lado Esquerdo  
Left Hand  
Lado Izquierdo

10-280



- 1 390995X1
- 2 390469X1
- 3 041689R1
- 4 040004R1
- 5 053243R1
- 6 059589P1
- 7 053240R1
- 8 051395T1
- 9 040003R1
- 10 040007R1

- 5 PORCA
- 5 ARRUELA
- 1 TUBO
- 2 RESPIRO
- 1 TAMPA
- 1 RESERVATÓRIO
- 1 TAMPA
- 1 SENSOR
- 2 GUARNIÇÃO
- 1 ANEL

- NUT
- WASHER
- PIPE
- BREATHER
- COVER
- CONTAINER
- COVER
- SENDER
- FOAM
- RING

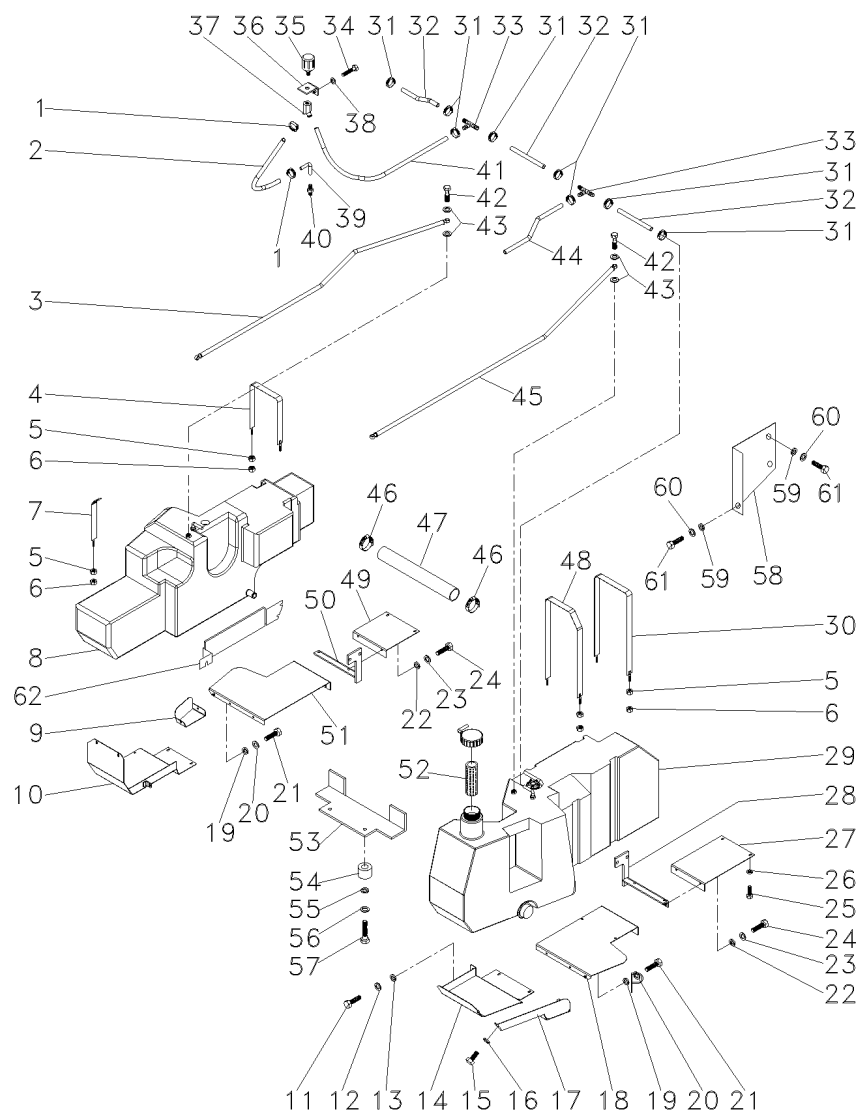
- TUERCA
- ARANDELA
- CANO
- RESPIRADERO
- CUBIERTA
- CONTENEDOR
- CUBIERTA
- EMISOR
- ESPUMA
- ARO

Tanque De Combustível  
Fuel Tank  
Tanque De Combustible

Plástico  
Plástico  
Plástico

10-285

Sem Cabine  
Without Cab  
Sin Cabina



- 1 3408858M1
- 2 052221P1
- 3 021164N1
- 4 063727S1
- 5 353430X1
- 6 353431X1
- 7 063729S1
- 8 059586N1
- 9 065299S1
- 10 063326S1
- 11 339761X1
- 12 339024X1
- 13 339374X1
- 14 063333S1
- 15 339123X1
- 16 339374X1
- 17 065430S1
- 18 063534S1
- 19 339374X1
- 20 339024X1
- 21 339761X1
- 22 339374X1
- 23 339024X1
- 24 339761X1
- 25 353691X1
- 26 353434X1
- 27 063358P1
- 28 039603S1
- 29 059588N1
- 30 063725S1
- 31 3019564X1
- 32 063852P1
- 33 063882P1
- 34 353667X1
- 35 022673N1
- 36 052216S1
- 37 063891S1
- 38 353443X1
- 39 052219P1
- 40 1480485M92
- 41 063850P1
- 42 1481691M1
- 43 1480517M1
- 44 063851P1
- 45 021166N1
- 46 490802M1
- 47 3409656M1
- 48 064497S1

▶▶▶ 10-275 No



▶▶▶ 10-280 No

- 2 BRAÇADEIRA
- 1 MANGUEIRA
- 1 TUBO
- 1 CINTA
- 14 PORCA
- 14 PORCA
- 1 CINTA
- 1 TANQUE

- CLAMP
- HOSE
- PIPE
- SURROUND
- NUT
- NUT
- SURROUND
- TANK

- ABRAZADERA
- FLEXIBLE
- CANO
- ENVOLVENTE
- TUERCA
- TUERCA
- ENVOLVENTE
- TANQUE

- 1 TAMPA
- 1 PROTEÇÃO
- 4 PARAFUSO
- 3 ARRUELA
- 4 ARRUELA
- 1 PROTEÇÃO
- 5 PARAFUSO
- 5 ARRUELA
- 1 TAMPA
- 1 BASE
- 10 ARRUELA
- 10 ARRUELA
- 10 PARAFUSO
- 6 ARRUELA
- 6 ARRUELA
- 6 PARAFUSO
- 2 PARAFUSO
- 2 ARRUELA
- 1 BASE
- 1 SUPORTE
- 1 TANQUE

- COVER
- GUARD
- BOLT
- WASHER
- WASHER
- GUARD
- BOLT
- WASHER
- COVER
- BOWL
- WASHER
- WASHER
- BOLT
- WASHER
- WASHER
- BOLT
- BOLT
- WASHER
- BOWL
- BRACKET
- TANK

- CUBIERTA
- DEFENSA
- PERNO
- ARANDELA
- ARANDELA
- DEFENSA
- PERNO
- ARANDELA
- ARANDELA
- CUBIERTA
- TAZA
- ARANDELA
- ARANDELA
- PERNO
- ARANDELA
- ARANDELA
- PERNO
- PERNO
- ARANDELA
- TAZA
- SOPORTE
- TANQUE

- 1 CINTA
- 10 BRAÇADEIRA
- 3 MANGUEIRA
- 2 CONEXÃO "T"
- 2 PARAFUSO
- 1 FILTRO
- 1 SUPORTE
- 1 PORCA
- 2 ARRUELA
- 1 TUBO
- 1 CONEXÃO
- 1 MANGUEIRA
- 3 PARAFUSO
- 6 ARRUELA
- 1 MANGUEIRA
- 1 TUBO
- 2 BRAÇADEIRA
- 1 MANGUEIRA
- 1 CINTA

- SURROUND
- CLAMP
- HOSE
- CONNECTION T
- BOLT
- FILTER
- BRACKET
- NUT
- WASHER
- PIPE
- CONNECTION
- HOSE
- BOLT
- WASHER
- HOSE
- PIPE
- CLAMP
- HOSE
- SURROUND

- ENVOLVENTE
- ABRAZADERA
- FLEXIBLE
- CONEXION T
- PERNO
- FILTRO
- SOPORTE
- TUERCA
- ARANDELA
- CANO
- CONEXION
- FLEXIBLE
- PERNO
- ARANDELA
- FLEXIBLE
- CANO
- ABRAZADERA
- FLEXIBLE
- ENVOLVENTE

T0219066

EB00Z009

C068002 E02 (1)

10/04

10-285

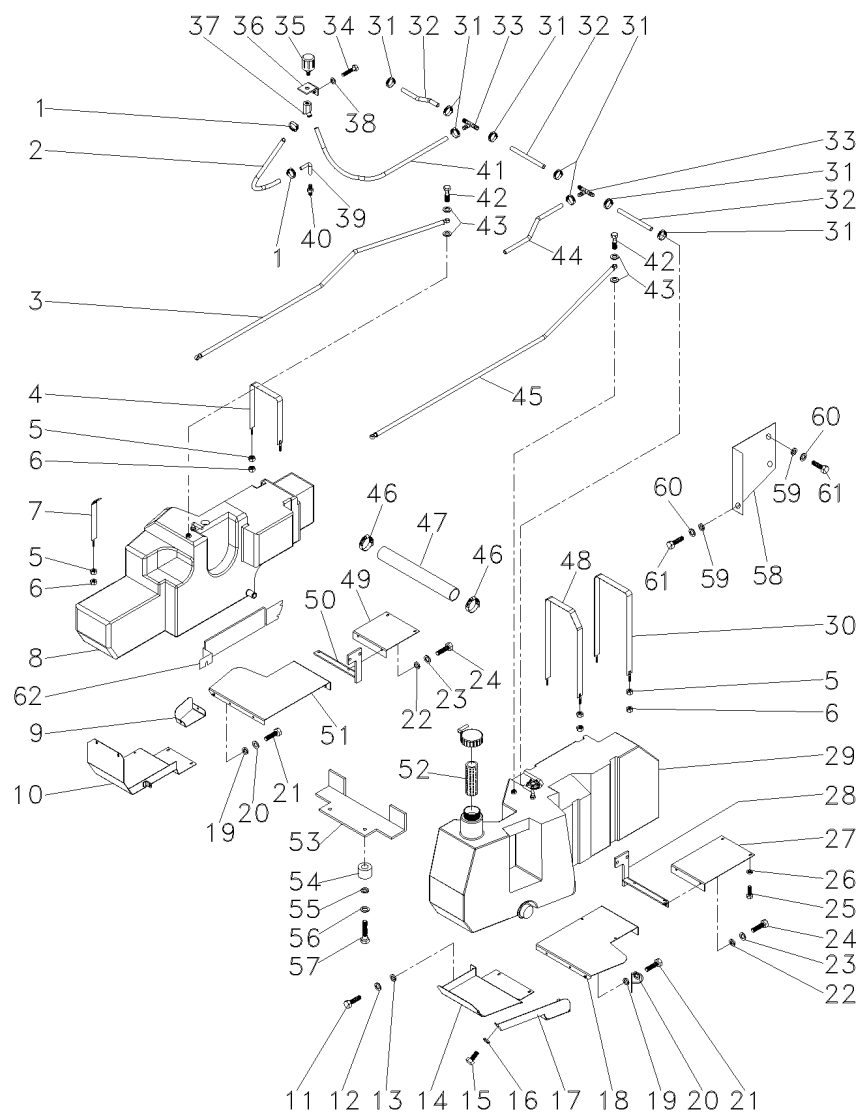


Tanque De Combustível  
Fuel Tank  
Tanque De Combustible

Plástico  
Plástico  
Plástico

10-285

Sem Cabine  
Without Cab  
Sin Cabina



49 063169P1  
50 039830S2  
51 063535S1  
52 980574M3  
53 043612P1  
54 036269P1  
55 353439X1  
56 353758X1  
57 354648X1  
58 070110S1  
59 339374X1  
60 339024X1  
61 339761X1  
62 6201367M91



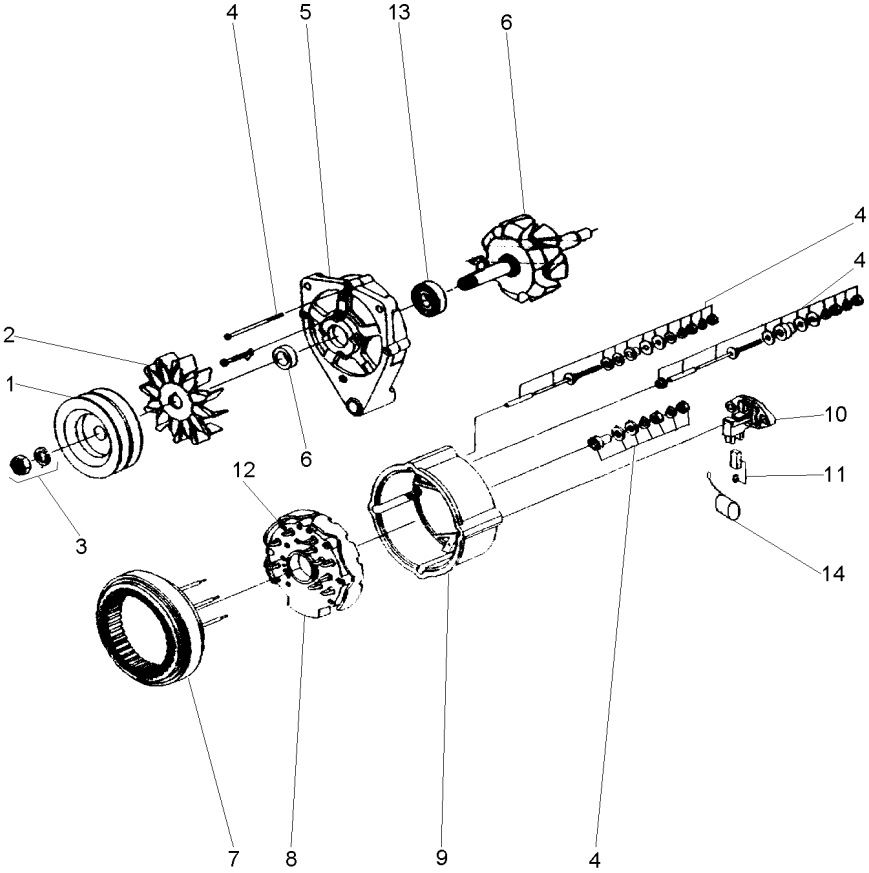
1 BASE  
1 SUPORTE  
1 BASE  
1 ELEMENTO  
1 PLACA  
2 ESPAÇADOR  
2 ARRUELA  
2 ARRUELA  
2 PARAFUSO  
1 SUPORTE  
3 ARRUELA  
3 ARRUELA  
3 PARAFUSO  
1 ISOLANTE

BOWL  
BRACKET  
BOWL  
ELEMENT  
PLATE  
SPACER  
WASHER  
WASHER  
BOLT  
BRACKET  
WASHER  
WASHER  
BOLT  
INSULATOR

TAZA  
SOPORTE  
TAZA  
ELEMENTO  
PLATO  
PIEZA DISTANCIA  
ARANDELA  
ARANDELA  
PERNO  
SOPORTE  
ARANDELA  
ARANDELA  
PERNO  
PROD.AISLANTE

Alternador  
Alternator  
Alternador

10-290



- 1 071192R1
- 2 071200R1
- 3 071199R1
- 4 071191R1
- 5 071196R1
- 6 071190R1
- 7 071198R1
- 8 071201R1
- 9 071195R1
- 10 071193R1
- 11 071197R1
- 12 071189R1
- 13 071194R1
- 14 071206R1

- 1 POLIA
- 1 HÉLICE
- 1 FIXAÇÃO
- 1 REPARO
- 1 TAMPA
- 1 CJ. ROTOR
- 1 ESTATOR
- 1 RETIFICADOR
- 1 TAMPA
- 1 REGULADOR
- 1 CJ. ESCOVA
- 1 PORTA DIODO
- 1 ROLAMENTO
- 1 CAPACITOR

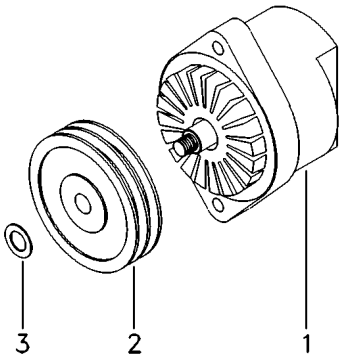
- PULLEY
- FAN
- FASTENER
- REPAIR
- COVER
- KIT, ROTOR ASSY.
- STATOR
- RECTIFIER
- COVER
- REGULATOR
- KIT, BRUSH
- DIODE
- BEARING
- CAPACITOR

- POLEA
- VENTILADOR
- CIERRE
- REPARO
- CUBIERTA
- JGO.CJTO.ROTOR
- ESTATOR
- RECTIFICADOR
- CUBIERTA
- REGULADOR
- ESCOBILLAS JUEGO
- PORTA DIODO
- COJINETE
- CAPACITOR

Alternador  
Alternator  
Alternador

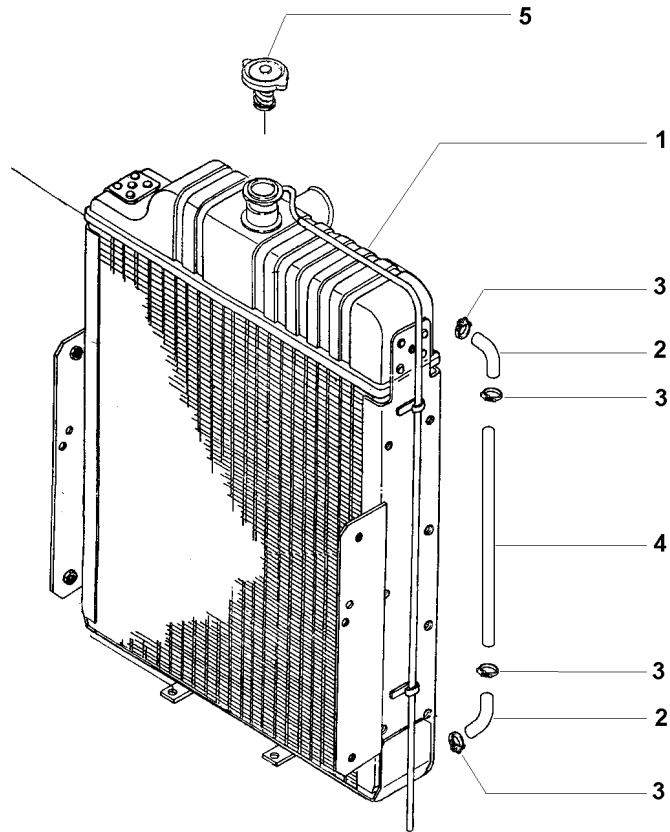
10-295

1	060074T1	75A	1	ALTERNADOR	ALTERNATOR	ALTERNADOR
2	3175493M1	👁 10-305 No	1	POLIA	PULLEY	POLEA
3	390346X1	18x30x3	1	ARRUELA	WASHER	ARANDELA



Radiador  
Radiator  
Radiador

10-300



- 1 044950T1
- 2 044951R1
- 3 045242T1
- 4 044952R1
- 5 044953R1

- 1 RADIADOR
- 2 MANGUEIRA
- 4 BRAÇADEIRA
- 1 TUBO
- 1 TAMPA

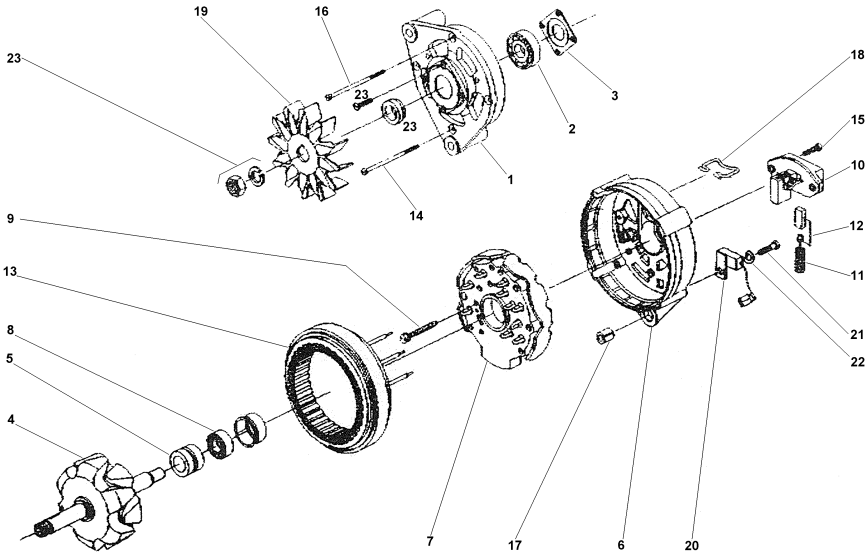
- RADIATOR
- HOSE
- CLAMP
- PIPE
- COVER

- RADIADOR
- FLEXIBLE
- ABRAZADERA
- CANO
- CUBIERTA

Alternador  
Alternator  
Alternador

Bosch  
Bosch  
Bosch

10-305



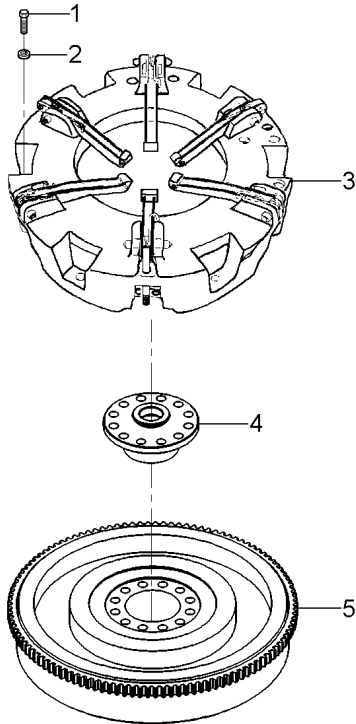
- 1 072242R1
- 2 072243R1
- 3 072244R1
- 4 072245R1
- 5 072246R1
- 6 072247R1
- 7 072248R1
- 8 072249R1
- 9 072250R1
- 10 072251R1
- 11 072252R1
- 12 072253R1
- 13 072254R1
- 14 072255R1
- 15 072256R1
- 16 072255R1
- 17 072258R1
- 18 072259R1
- 19 072260R1
- 20 072261R1
- 21 072262R1
- 22 072263R1
- 23 072264R1

- |               |            |                  |
|---------------|------------|------------------|
| 1 MANCAL      | BEARING    | COJINETE         |
| 1 ROLAMENTO   | BEARING    | COJINETE         |
| 1 PLACA       | PLATE      | PLATO            |
| 1 ROTOR       | ROTOR      | ROTOR            |
| 1 ROLAMENTO   | BEARING    | COJINETE         |
| 1 MANCAL      | BEARING    | COJINETE         |
| 1 RETIFICADOR | RECTIFIER  | RECTIFICADOR     |
| 1 ANEL        | RING       | ARO              |
| 4 PARAFUSO    | BOLT       | PERNO            |
| 1 REGULADOR   | REGULATOR  | REGULADOR        |
| 2 MOLA        | SPRING     | RESORTE          |
| 1 C.J. ESCOVA | KIT, BRUSH | ESCOBILLAS JUEGO |
| 1 ESTATOR     | STATOR     | ESTATOR          |
| 3 PARAFUSO    | BOLT       | PERNO            |
| 2 PARAFUSO    | BOLT       | PERNO            |
| 1 PARAFUSO    | BOLT       | PERNO            |
| 1 BUCHA       | BUSH       | CASQUILLO        |
| 1 GRAMPO      | CRAMP      | PASADOR          |
| 1 HÉLICE      | FAN        | VENTILADOR       |
| 1 CAPACITOR   | CAPACITOR  | CAPACITOR        |
| 1 PARAFUSO    | BOLT       | PERNO            |
| 1 ARRUELA     | WASHER     | ARANDELA         |
| 1 FIXAÇÃO     | FASTENER   | CIERRE           |

Instalação Embreagem  
Clutch Assy  
Instalación Embrague

Bi-Disco  
Double Disc  
Double Disco

20-10



- 1 339019X1
- 2 339376X1
- 3 042964T1
- 4 042225P1
- 5 042182N1

20-15 No

- 6 PARAFUSO
- 6 ARRUELA
- 1 EMBREAGEM
- 1 FLANGE
- 1 CJ. VOLANTE

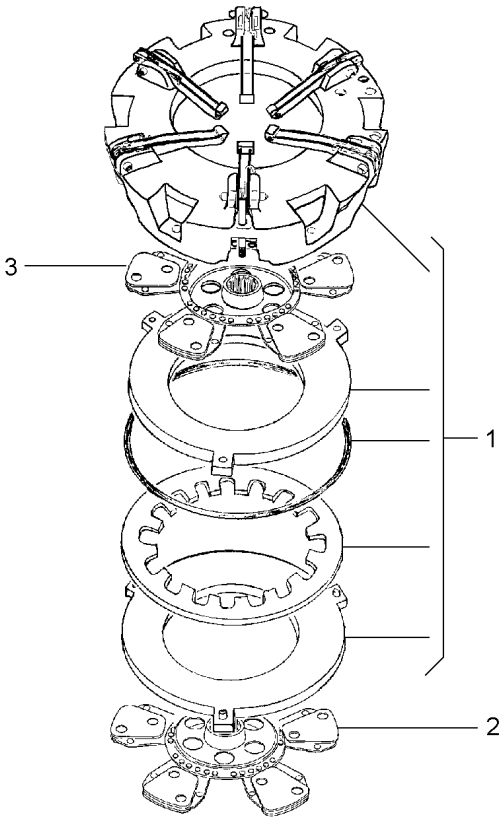
- BOLT
- WASHER
- CLUTCH
- FLANGE
- FLYWHEEL ASSY.

- PERNO
- ARANDELA
- EMBRAGUE
- PLETINA
- CJTO.DE VOLANTE

Embreagem  
Clutch  
Embrague

Bi - Disco  
Double - Disc  
Bi - Disco

20-15



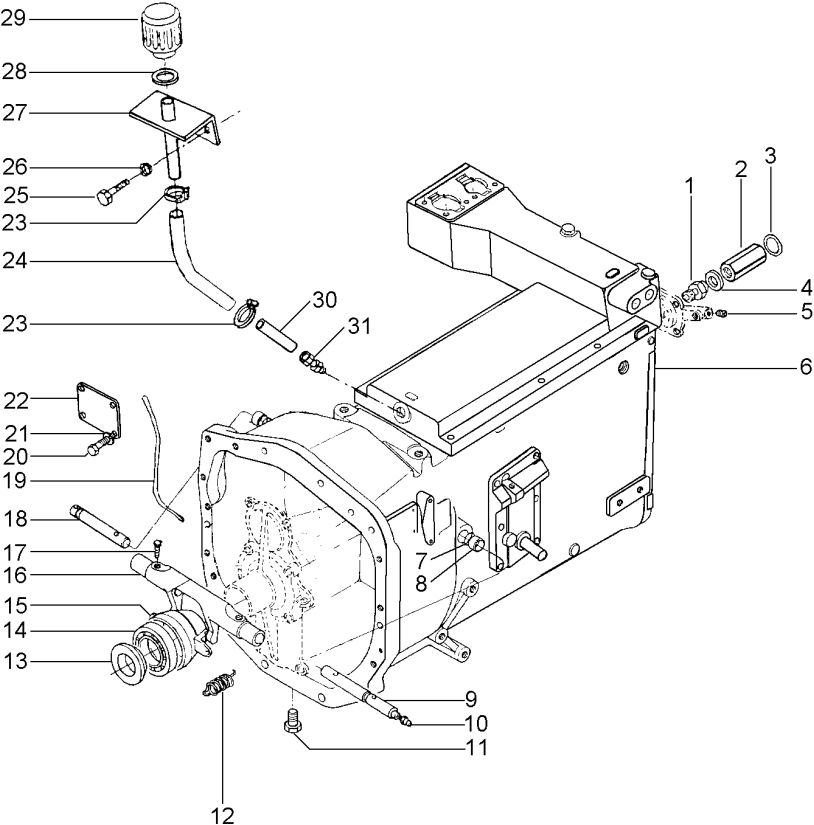
- 1 041746T1
- 2 041847T1
- 3 041747T1

[A]  
[B]

[A] FRONTAL  
FRONT  
FRONTAL

[B] TRASEIRO  
REAR  
TRASERO

- |             |        |          |
|-------------|--------|----------|
| 1 EMBREAGEM | CLUTCH | EMBRAGUE |
| 1 DISCO     | DISC   | DISCO    |
| 1 DISCO     | DISC   | DISCO    |



1 023131P1	1 CONEXÃO	CONNECTION	CONEXION
2 023132P1	1 VÁLVULA	VALVE	VALVULA
3 831452M1	1 ANEL "O"	O RING	JUNTA TORICA
4 023133P1	1 ARRUELA	WASHER	ARANDELA
5 16242X	1 BUJÃO	PLUG	TAPON
6 036031N3	1 CX. TRANSMISSÃO	TRANSMISSION	TRANSMISION
7 364784X1	2 ANEL "O"	O RING	JUNTA TORICA
8 184592M1	2 BUCHA	BUSH	CASQUILLO
9 021035P1	1 EIXO	SHAFT	ARBOL
10 850778M1	2 GRAXEIRA	GREASER	ENGASADOR
11 354441X1	4 PARAFUSO	BOLT	PERNO
12 193334M1	2 MOLA	SPRING	RESORTE
13 021018P1	1 PLACA	PLATE	PLATO
14 021010P1	1 ROLAMENTO	BEARING	COJINETE
15 023245P1	1 CARÇAÇA	HOUSING	ALOJAMIENTO
16 021041P1	1 GARFO	FORK	HORQUILLA
17 180002M1	2 PARAFUSO	BOLT	PERNO
18 021032P1	1 EIXO	SHAFT	ARBOL
20 390796X1	4 PARAFUSO ALLEN	ALLEN BOLT	TORNILLO ALLEN
21 339374X1	4 ARRUELA	WASHER	ARANDELA
22 021028P1	1 TAMPA	COVER	CUBIERTA
23 391087X1	2 BRAÇADEIRA	CLAMP	ABRAZADERA
24 023123P1	1 MANGUEIRA	HOSE	FLEXIBLE
25 353666X1	2 PARAFUSO	BOLT	PERNO
26 353441X1	2 ARRUELA	WASHER	ARANDELA
27 033854S1	1 SUPORTE	BRACKET	SOPORTE
28 080250H1	1 ARRUELA	WASHER	ARANDELA
29 022673N1	1 FILTRO	FILTER	FILTRO
30 021014P1	1 TUBO	PIPE	CANO
31 402414M91	1 CONEXÃO	CONNECTION	CONEXION

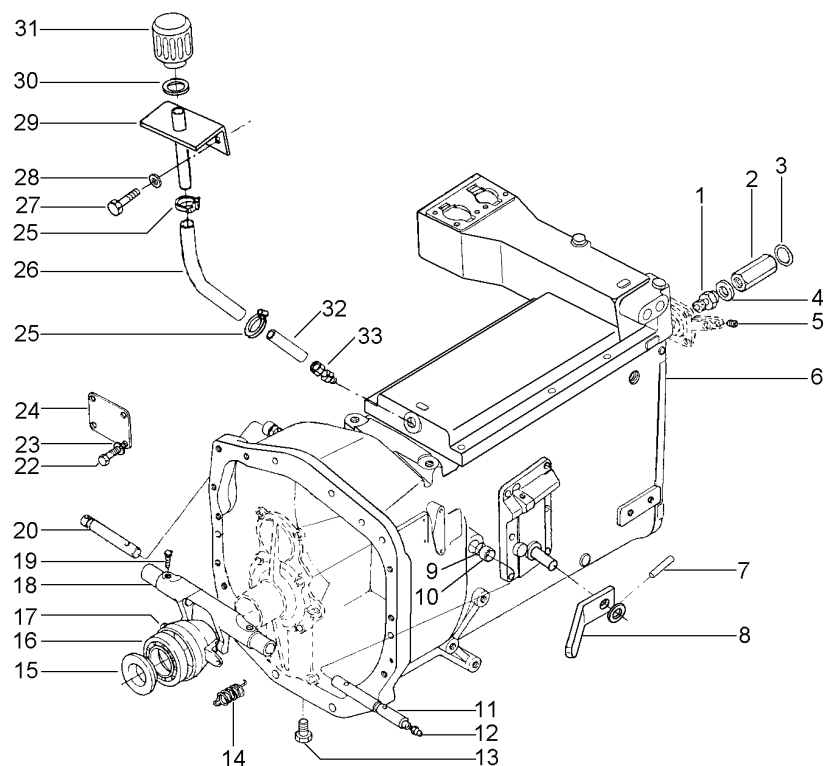


Transmissão 12 Velocidades  
12 Speed Transmission  
Transmision 12 Velocidades

Tdp (540/1000 Rpm)  
Tdp (540/1000 Rpm)  
Tdp (540/1000 Rpm)

25-15

Sem Cabine  
Without Cab  
Sin Cabina



- 1 023131P1
- 2 023132P1
- 3 831452M1
- 4 023133P1
- 5 16242X
- 6 036032N4
- 7 339055X1
- 8 023917S1
- 9 364784X1
- 10 184592M1
- 11 021035P1
- 12 850778M1
- 13 354441X1
- 14 193334M1
- 15 021018P1
- 16 021010P1
- 17 023245P1
- 18 021041P1
- 19 180002M1
- 20 021032P1
- 22 390796X1
- 23 339374X1
- 24 021028P1
- 25 391087X1
- 26 023123P1
- 27 353666X1
- 28 353441X1
- 29 033854S1
- 30 080250H1
- 31 022673N1
- 32 021014P1
- 33 402414M91

- 1 CONEXÃO
- 1 VÁLVULA
- 1 ANEL "O"
- 1 ARRUELA
- 1 BUJÃO
- 1 CX. TRANSMISSÃO
- 1 PINO
- 1 ALAVANCA
- 2 ANEL "O"
- 2 BUCHA
- 1 EIXO
- 2 GRAXEIRA
- 4 PARAFUSO
- 2 MOLA
- 1 PLACA
- 1 ROLAMENTO
- 1 CARÇAÇA
- 1 GARFO
- 2 PARAFUSO
- 1 EIXO
- 4 PARAFUSO ALLEN
- 4 ARRUELA
- 1 TAMPA
- 2 BRAÇADEIRA
- 1 MANGUEIRA
- 2 PARAFUSO
- 2 ARRUELA
- 1 SUPORTE
- 1 ARRUELA
- 1 FILTRO
- 1 TUBO
- 1 CONEXÃO

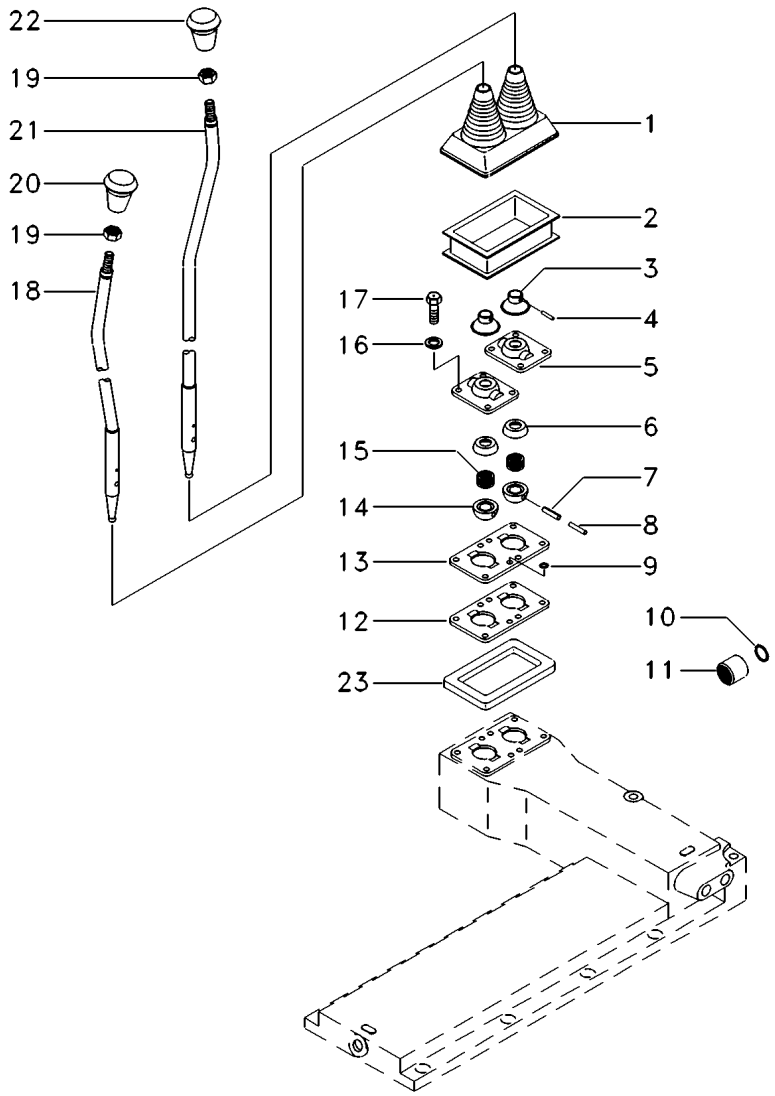
- CONNECTION
- VALVE
- O RING
- WASHER
- PLUG
- TRANSMISSION
- PIN
- LEVER
- O RING
- BUSH
- SHAFT
- GREASER
- BOLT
- SPRING
- PLATE
- BEARING
- HOUSING
- FORK
- BOLT
- SHAFT
- ALLEN BOLT
- WASHER
- COVER
- CLAMP
- HOSE
- BOLT
- WASHER
- BRACKET
- WASHER
- FILTER
- PIPE
- CONNECTION

- CONEXION
- VALVULA
- JUNTA TORICA
- ARANDELA
- TAPON
- TRANSMISION
- PASADOR
- PALANCA
- JUNTA TORICA
- CASQUILLO
- ARBOL
- ENGRASADOR
- PERNO
- RESORTE
- PLATO
- COJINETE
- ALOJAMIENTO
- HORQUILLA
- PERNO
- ARBOL
- TORNILLO ALLEN
- ARANDELA
- CUBIERTA
- ABRAZADERA
- FLEXIBLE
- PERNO
- ARANDELA
- SOPORTE
- ARANDELA
- FILTRO
- CANO
- CONEXION

Alavanca  
Lever  
Palanca

25-20

Sem Cabine  
Without Cab  
Sin Cabina



- 1 020312P1
- 3 020319P1
- 4 020318P1
- 5 020320P1
- 6 020324P1
- 7 020326P1
- 8 020327P1
- 9 339024X1
- 10 1442446X1
- 11 023065R1
- 12 020313P1
- 13 020321P1
- 14 020328P1
- 15 020325P1
- 16 020323P1
- 17 1440349X1
- 18 036066S1
- 19 339402X1
- 20 027657P1
- 21 036067S1
- 22 027660P1
- 23 060631P1

[A] ALTA / BAIXA  
HIGH / LOW  
ALTA / BAJA

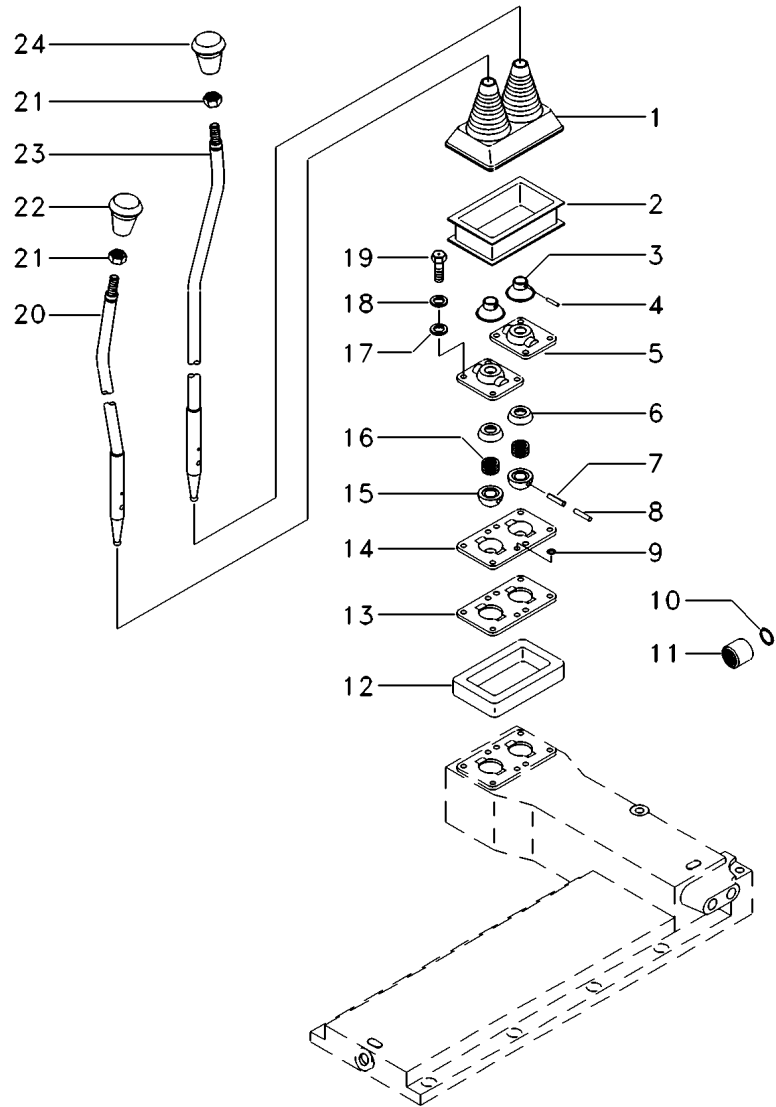
[A]

1	PROTETOR	PROTECTOR	PROTECTOR
2	CAPA	CAP	TAPA
2	PINO	PIN	PASADOR
2	CAPA	CAP	TAPA
2	CHAPA	PLATE	CHAPA
2	PINO	PIN	PASADOR
2	PINO	PIN	PASADOR
4	ARRUELA	WASHER	ARANDELA
1	ANEL TRAVA	CIRCLIP	CIRCULITO
1	BUCHA	BUSH	CASQUILLO
1	JUNTA	GASKET	EMPAQUETADURA
1	MANCAL	BEARING	COJINETE
2	ESFERA	BALL	BOLA
2	MOLA	SPRING	RESORTE
X	ARRUELA	WASHER	ARANDELA
8	PARAFUSO	BOLT	PERNO
1	ALAVANCA	LEVER	PALANCA
2	PORCA	NUT	TUERCA
1	MANÍPULO	KNOB	POMO
1	ALAVANCA	LEVER	PALANCA
1	MANÍPULO	KNOB	POMO
1	ESPAÇADOR	SPACER	PIEZA DISTANCIA

Alavanca  
Lever  
Palanca

25-25

Com Cabine  
With Cab  
Con Cabina



- 1 020312P1
- 2 036028P1
- 3 020319P1
- 4 020318P1
- 5 020320P1
- 6 020324P1
- 7 020326P1
- 8 020327P1
- 9 339024X1
- 10 1442446X1
- 11 023065R1
- 12 052490P1
- 13 020313P1
- 14 020321P1
- 15 020328P1
- 16 020325P1
- 18 020323P1
- 19 3009288X1
- 20 052617P1
- 21 339402X1
- 22 027657P1
- 23 052616P1
- 24 027660P1

[A] ALTA / BAIXA  
HIGH / LOW  
ALTA / BAJA

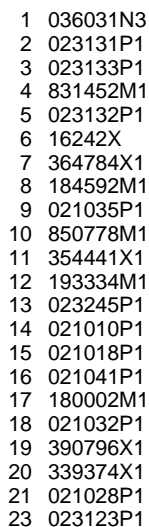
[A]

- 1 PROTETOR
- 1 PROLONGADOR
- 2 CAPA
- 2 PINO
- 2 CAPA
- 2 CHAPA
- 2 PINO
- 2 PINO
- 4 ARRUELA
- 1 ANEL TRAVA
- 1 BUCHA
- 1 ESPAÇADOR
- 2 JUNTA
- 1 MANCAL
- 2 ESFERA
- 2 MOLA
- X ARRUELA
- 8 PARAFUSO
- 1 ALAVANCA
- 2 PORCA
- 1 MANÍPULO
- 1 ALAVANCA
- 1 MANÍPULO

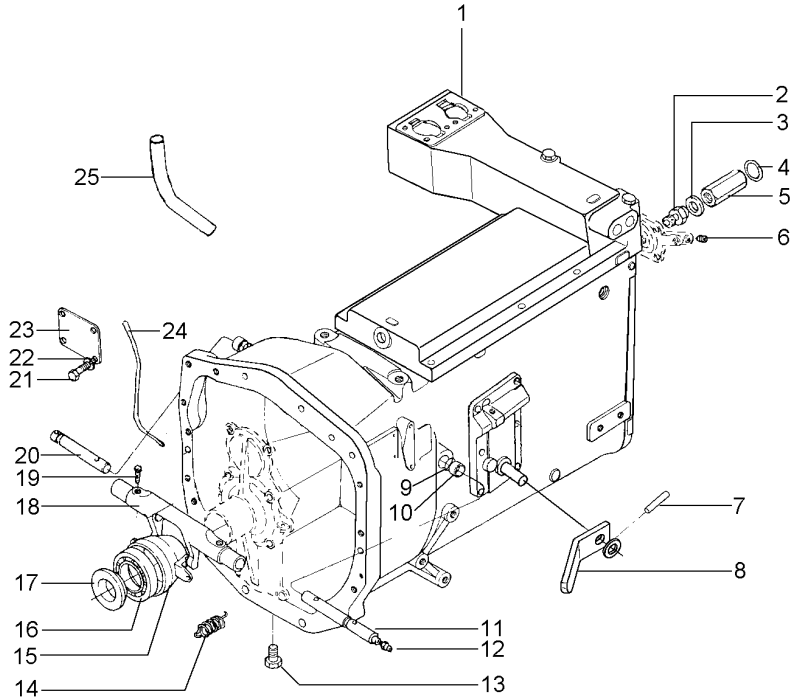
- PROTECTOR
- LENGTHENER
- CAP
- PIN
- CAP
- PLATE
- PIN
- PIN
- WASHER
- CIRCLIP
- BUSH
- SPACER
- GASKET
- BEARING
- BALL
- SPRING
- WASHER
- BOLT
- LEVER
- NUT
- KNOB
- LEVER
- KNOB

- PROTECTOR
- ESPARRAGO
- TAPA
- PASADOR
- TAPA
- CHAPA
- PASADOR
- PASADOR
- ARANDELA
- CIRCULITO
- CASQUILLO
- PIEZA DISTANCIA
- EMPAQUETADURA
- COJINETE
- BOLA
- RESORTE
- ARANDELA
- PERNO
- PALANCA
- TUERCA
- POMO
- PALANCA
- POMO

**Com Cabine  
With Cab  
Con Cabina**



1	CX. TRANSMISSÃO	TRANSMISSION	TRANSMISION
1	CONEXÃO	CONNECTION	CONEXION
1	ARRUELA	WASHER	ARANDELA
1	ANEL "O"	O RING	JUNTA TORICA
1	VÁLVULA	VALVE	VALVULA
1	BUJÃO	PLUG	TAPON
2	ANEL "O"	O RING	JUNTA TORICA
2	BUCHA	BUSH	CASQUILLO
1	EIXO	SHAFT	ARBOL
2	GRAXEIRA	GREASER	ENGRASADOR
4	PARAFUSO	BOLT	PERNO
2	MOLA	SPRING	RESORTE
1	CARCAÇA	HOUSING	ALOJAMIENTO
1	ROLAMENTO	BEARING	COJINETE
1	PLACA	PLATE	PLATO
1	GARFO	FORK	HORQUILLA
2	PARAFUSO	BOLT	PERNO
1	EIXO	SHAFT	ARBOL
4	PARAFUSO ALLEN	ALLEN BOLT	TORNILLO ALLEN
4	ARRUELA	WASHER	ARANDELA
1	TAMPA	COVER	CUBIERTA
1	MANGUEIRA	HOSE	FLEXIBLE



Exploded view diagram of a 12-speed transmission assembly. The diagram shows the main housing, internal shafts, gears, and various fasteners. Numbered callouts (1-25) identify specific components and their assembly positions. Callout 1 points to the main housing, 2 to a connection pin, 3 to a washer, 4 to an O-ring, 5 to a valve, 6 to a plug, 7 to a pin, 8 to a lever, 9 to an O-ring, 10 to a bush, 11 to a shaft, 12 to a greaser, 13 to a bolt, 14 to a spring, 15 to a housing, 16 to a bearing, 17 to a plate, 18 to a fork, 19 to a bolt, 20 to a shaft, 21 to an Allen bolt, 22 to a washer, 23 to a cover, 24 to a hose, and 25 to a flexible hose.

1 036032N4  
2 023131P1  
3 023133P1  
4 831452M1  
5 023132P1  
6 16242X  
7 339055X1  
8 023917S1  
9 364784X1  
10 184592M1  
11 021035P1  
12 850778M1  
13 354441X1  
14 193334M1  
15 023245P1  
16 021010P1  
17 021018P1  
18 021041P1  
19 180002M1  
20 021032P1  
21 390796X1  
22 339374X1  
23 021028P1  
25 023123P1

◀  
  
▶

1 CX. TRANSMISSÃO  
1 CONEXÃO  
1 ARRUELA  
1 ANEL "O"  
1 VÁLVULA  
1 BUJÃO  
1 PINO  
1 ALAVANCA  
2 ANEL "O"  
2 BUCHA  
1 EIXO  
2 GRAXEIRA  
4 PARAFUSO  
2 MOLA  
1 CARCAÇA  
1 ROLAMENTO  
1 PLACA  
1 GARFO  
2 PARAFUSO  
1 EIXO  
4 PARAFUSO ALLEN  
4 ARRUELA  
1 TAMPA  
1 MANGUEIRA

TRANSMISSION  
CONNECTION  
WASHER  
O RING  
VALVE  
PLUG  
PIN  
LEVER  
O RING  
BUSH  
SHAFT  
GREASER  
BOLT  
SPRING  
HOUSING  
BEARING  
PLATE  
FORK  
BOLT  
SHAFT  
ALLEN BOLT  
WASHER  
COVER  
HOSE

TRANSMISION  
CONEXION  
ARANDELA  
JUNTA TORICA  
VALVULA  
TAPON  
PASADOR  
PALANCA  
JUNTA TORICA  
CASQUILLO  
ARBOL  
ENGRASADOR  
PERNO  
RESORTE  
ALOJAMIENTO  
COJINETE  
PLATO  
HORQUILLA  
PERNO  
ARBOL  
TORNILLO ALLEN  
ARANDELA  
CUBIERTA  
FLEXIBLE

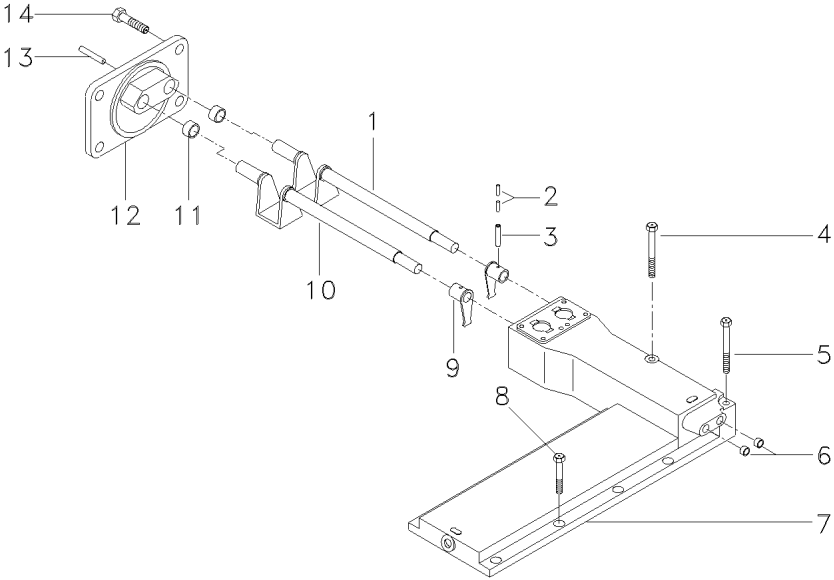
T04160002

EM55Z001

C068002 E02 (1)

10/04

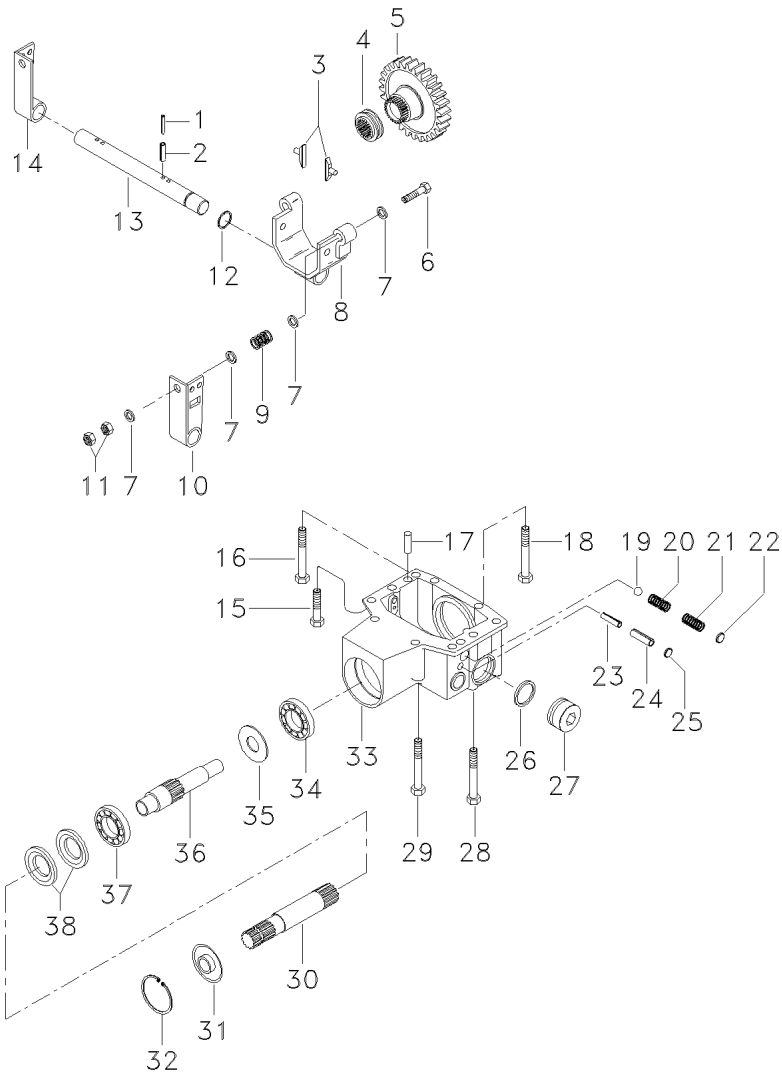
25- 35



- |              |     |             |          |             |
|--------------|-----|-------------|----------|-------------|
| 1 023043R1   |     | 1 EIXO      | SHAFT    | ARBOL       |
| 2 339304X1   |     | 2 PINO      | PIN      | PASADOR     |
| 3 023193P1   |     | 2 PINO      | PIN      | PASADOR     |
| 4 1442487X1  |     | 1 PARAFUSO  | BOLT     | PERNO       |
| 5 339204X1   |     | 1 PARAFUSO  | BOLT     | PERNO       |
| 6 1442638X1  |     | 2 TAMPÃO    | PAD      | ALMOHADILLA |
| 7 021040P1   |     | 1 TAMPA     | COVER    | CUBIERTA    |
| 8 3009496X1  |     | 8 PARAFUSO  | BOLT     | PERNO       |
| 9 023045R1   |     | 2 SELETOR   | SELECTOR | SELECTOR    |
| 10 023044R1  |     | 1 EIXO      | SHAFT    | ARBOL       |
| 11 023042R1  | [A] | 4 ROLAMENTO | BEARING  | COJINETE    |
| 12 023041R1  |     | 1 TAMPA     | COVER    | CUBIERTA    |
| 13 1440403X1 |     | 1 PINO      | PIN      | PASADOR     |
| 14 339123X1  |     | 4 PARAFUSO  | BOLT     | PERNO       |
- [A] AGULHAS  
NEEDLES  
AGUJAS

Transmissão 12 Velocidades  
12 Speed Transmission  
Transmisión 12 Velocidades

25-45

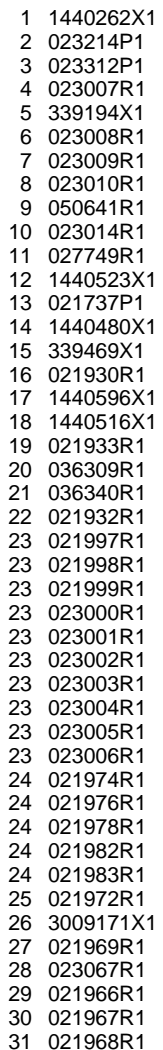


- 1 3006431X1
- 2 023226P1
- 3 023018R1
- 4 021991R1
- 5 021992R1
- 5 021993R1
- 5 021994R1
- 6 391854X1
- 7 390744X1
- 8 023020R1
- 9 021990R1
- 10 023019R1
- 11 023223R1
- 12 023192P1
- 13 023021R1
- 14 023015R1
- 15 339208X1
- 16 1440032X1
- 17 023208R1
- 18 339838X1
- 19 023225P1
- 20 023017R1
- 21 023016R1
- 22 392427X1
- 23 339248X1
- 24 339193X1
- 25 023227R1
- 26 033556R1
- 27 021021P1
- 28 390806X1
- 29 390826X1
- 30 023089N1
- 31 021986R1
- 32 3002187X1
- 33 021043T1
- 34 023224R1
- 35 021996R1
- 36 021995R1
- 37 021989R1
- 38 021987R1

Ø 14

- |                  |           |                  |
|------------------|-----------|------------------|
| 4 PINO           | PIN       | PASADOR          |
| 4 PINO           | PIN       | PASADOR          |
| 2 PASTILHA       | PADDING   | RELLENO          |
| 1 LUVA           | SLEEVE    | MANCHA           |
| 1 CJ. ENGRENAGEM | KIT, GEAR | ENGRANAJES JUEGO |
| 1 ENGRENAGEM     | GEAR      | ENGRANAJE        |
| 1 BUCHA          | BUSH      | CASQUILLO        |
| 2 PARAFUSO       | BOLT      | PERNO            |
| 8 ARRUELA        | WASHER    | ARANDELA         |
| 1 GARFO          | FORK      | HORQUILLA        |
| 2 MOLA           | SPRING    | RESORTE          |
| 1 ALAVANCA       | LEVER     | PALANCA          |
| 4 PORCA          | NUT       | TUERCA           |
| 1 ANEL "O"       | O RING    | JUNTA TORICA     |
| 1 EIXO           | SHAFT     | ARBOL            |
| 1 ALAVANCA       | LEVER     | PALANCA          |
| 2 PARAFUSO       | BOLT      | PERNO            |
| 2 PARAFUSO       | BOLT      | PERNO            |
| 2 PINO           | PIN       | PASADOR          |
| 2 PARAFUSO       | BOLT      | PERNO            |
| 2 ESFERA         | BALL      | BOLA             |
| 2 MOLA           | SPRING    | RESORTE          |
| 2 MOLA           | SPRING    | RESORTE          |
| 2 TAMPA          | COVER     | CUBIERTA         |
| 2 PINO           | PIN       | PASADOR          |
| 2 PINO           | PIN       | PASADOR          |
| 2 TAMPA          | COVER     | CUBIERTA         |
| 1 ANEL "O"       | O RING    | JUNTA TORICA     |
| 1 BUJÃO          | PLUG      | TAPON            |
| 2 PARAFUSO       | BOLT      | PERNO            |
| 2 PARAFUSO       | BOLT      | PERNO            |
| 1 CJ. EIXO       | KIT, AXLE | JUEGO DE EJE     |
| 1 TAMPA          | COVER     | CUBIERTA         |
| 1 ANEL TRAVA     | CIRCLIP   | CIRCULITO        |
| 1 CARÇAÇA        | HOUSING   | ALOJAMIENTO      |
| 1 ROLAMENTO      | BEARING   | COJINETE         |
| 1 ARRUELA        | WASHER    | ARANDELA         |
| 1 EIXO           | SHAFT     | ARBOL            |
| 1 ROLAMENTO      | BEARING   | COJINETE         |
| 2 RETENTOR       | SEAL      | RETEN            |

**25-50**



[C]

1	BUJÃO	PLUG	TAPON
1	ARRUELA	WASHER	ARANDELA
1	ANEL "O"	O RING	JUNTA TORICA
1	PINO	PIN	PASADOR
1	PINO	PIN	PASADOR
1	ARRUELA	WASHER	ARANDELA
1	ARRUELA	WASHER	ARANDELA
2	ROLAMENTO	BEARING	COJINETE
1	CJ. ENGRENAGEM	KIT, GEAR	ENGRANAJES JUEGO
2	DISCO	DISC	DISCO
1	ROLAMENTO	BEARING	COJINETE
1	ANEL TRAVA	CIRCLIP	CIRCULITO
1	EIXO	SHAFT	ARBOL
2	ANEL	RING	ARO
2	ANEL TRAVA	CIRCLIP	CIRCULITO
1	ROLAMENTO	BEARING	COJINETE
1	ROLAMENTO	BEARING	COJINETE
1	ANEL TRAVA	CIRCLIP	CIRCULITO
1	ENGRENAGEM	GEAR	ENGRANAJE
1	PINO	PIN	PASADOR
1	BUCHA	BUSH	CASQUILLO
2	ROLAMENTO	BEARING	COJINETE
X	CALÇO	SHIM	CALCE
X	CALÇO	SHIM	CALCE
X	CALÇO	SHIM	CALCE
X	CALÇO	SHIM	CALCE
X	CALÇO	SHIM	CALCE
X	CALÇO	SHIM	CALCE
X	CALÇO	SHIM	CALCE
X	CALÇO	SHIM	CALCE
X	CALÇO	SHIM	CALCE
X	CALÇO	SHIM	CALCE
X	CALÇO	SHIM	CALCE
X	CALÇO	SHIM	CALCE
X	CALÇO	SHIM	CALCE
X	CALÇO	SHIM	CALCE
X	CALÇO	SHIM	CALCE
1	ROLAMENTO	BEARING	COJINETE
2	ANEL TRAVA	CIRCLIP	CIRCULITO
1	EIXO	SHAFT	ARBOL
1	ARRUELA	WASHER	ARANDELA
1	ENGRENAGEM	GEAR	ENGRANAJE
2	ROLAMENTO	BEARING	COJINETE
1	ENGRENAGEM	GEAR	ENGRANAJE

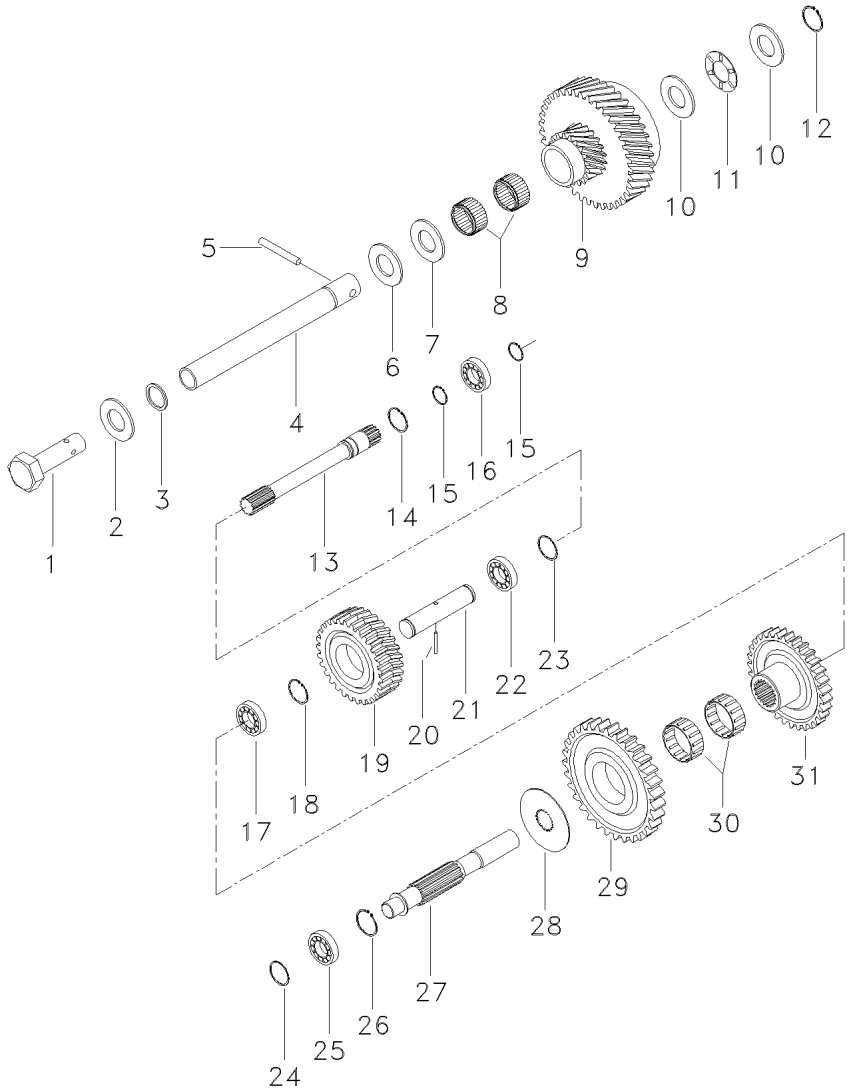
[A] TOMADA DE FORÇA  
POWER TAKE-OFF  
TOMA DE FUERZA



Transmissão 12 Velocidades  
12 Speed Transmission  
Transmisión 12 Velocidades

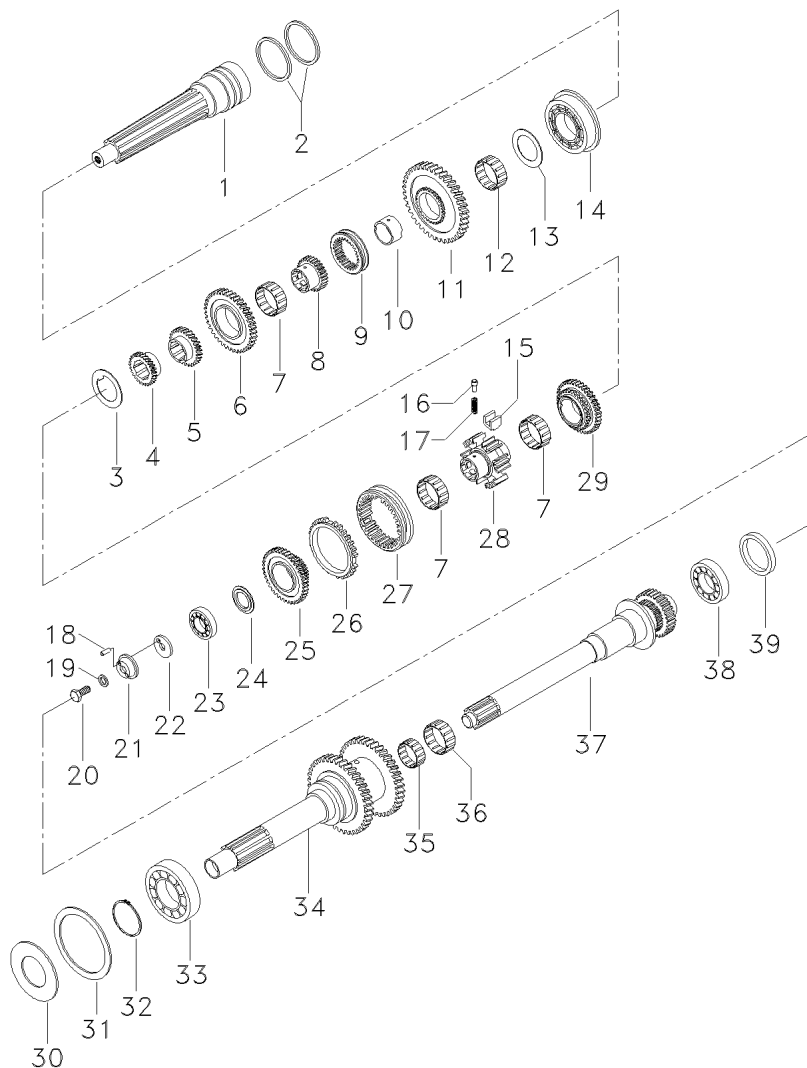
Sincronizada  
Syncromesh  
Sincronizada

25-50



[C] INTERMEDIÁRIO  
INTERMEDIARY  
INTERMEDIARIO

**25-55**



**25- 55**

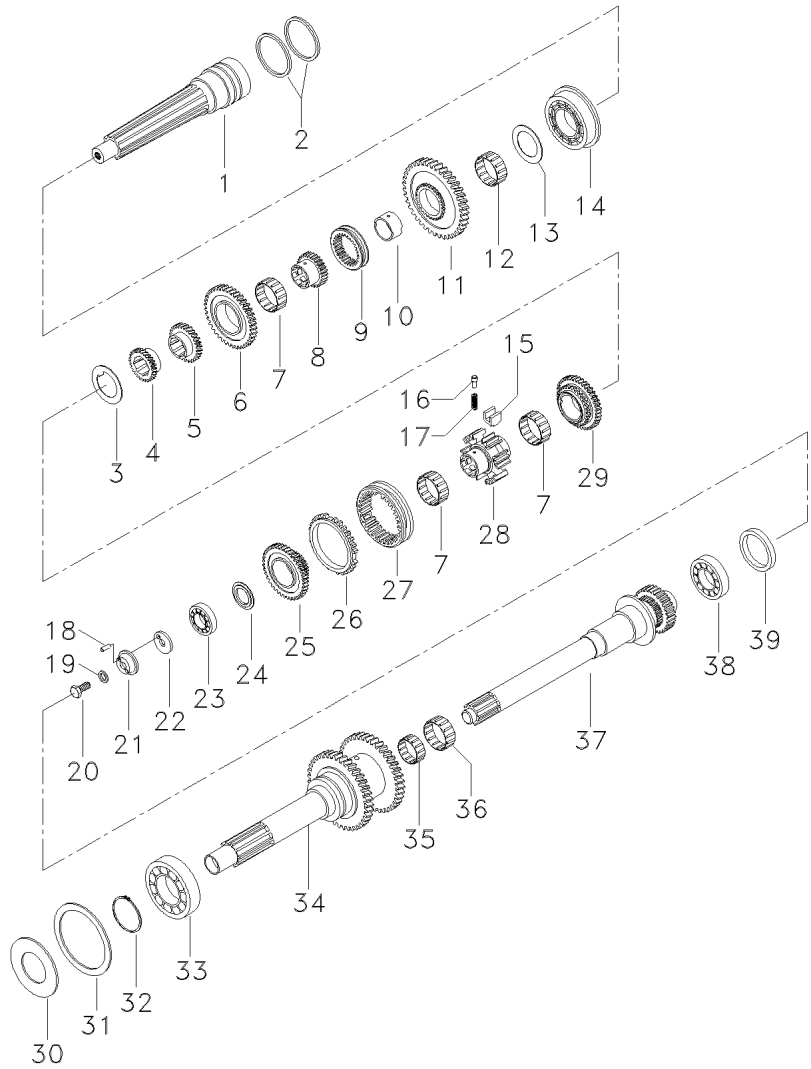
Line	Accession	Label	Value
1	021893R1	[A]	
2	021988R1		
3	021872R1		
4	021896R1		
5	021897R1		
6	021928R1	[C]	
7	021964R1		
8	021889R1		
9	021887R1		
10	021890R1		
11	021888R1		
12	021827R1		
13	021895R1		
14	021894R1	[B]	
15	021970R1		
16	021884R1		
17	021882R1		
18	3004816X1		
19	021870R1		
20	021873R1		
21	021871R1		
22	021898R1	▲	1,2
22	021900R1	▲	1,3
22	021902R1	▲	1,4
22	021904R1	▲	1,5
22	021906R1	▲	1,6
22	021908R1	▲	1,7
22	021910R1	▲	1,8
22	021911R1	▲	1,9
22	021912R1	▲	2,0
22	021913R1	▲	2,1
22	021914R1	▲	2,2
22	021915R1	▲	2,3
22	021916R1	▲	2,4
22	021917R1	▲	2,5
22	021918R1	▲	2,6
22	021919R1	▲	2,7
22	021920R1	▲	2,8
22	021921R1	▲	2,9
22	021922R1	▲	3,0
22	021923R1	▲	3,1
22	021924R1	▲	3,2
22	021925R1	▲	3,3
22	021926R1	▲	3,4
22	021927R1	▲	3,5
23	021947R1	[D]	
24	021948R1	▲	6,80
24	021949R1	▲	6,95
24	021950R1	▲	7,10
24	021951R1	▲	7,25

1 EIXO	SHAFT	ARBOL
2 ANEL	RING	ARO
1 ARRUELA	WASHER	ARANDELA
1 ENGRENAGEM	GEAR	ENGRANAJE
1 ENGRENAGEM	GEAR	ENGRANAJE
1 ENGRENAGEM	GEAR	ENGRANAJE
3 ROLAMENTO	BEARING	COJINETE
1 CUBO	HUB	CUBO
1 LUVA	SLEEVE	MANCHA
1 BUCHA	BUSH	CASQUILLO
1 ENGRENAGEM	GEAR	ENGRANAJE
1 ROLAMENTO	BEARING	COJINETE
1 ARRUELA	WASHER	ARANDELA
1 ROLAMENTO	BEARING	COJINETE
3 BLOCO	BLOCK	BLOQUE
3 PINO	PIN	PASADOR
3 MOLA	SPRING	RESORTE
1 PINO	PIN	PASADOR
1 ARRUELA	WASHER	ARANDELA
1 PARAFUSO	BOLT	PERNO
1 ARRUELA	WASHER	ARANDELA
X CALÇO	SHIM	CALCE
X CALÇO	SHIM	CALCE
X CALÇO	SHIM	CALCE
X CALÇO	SHIM	CALCE
X CALÇO	SHIM	CALCE
X CALÇO	SHIM	CALCE
X CALÇO	SHIM	CALCE
X CALÇO	SHIM	CALCE
X CALÇO	SHIM	CALCE
X CALÇO	SHIM	CALCE
X CALÇO	SHIM	CALCE
X CALÇO	SHIM	CALCE
X CALÇO	SHIM	CALCE
X CALÇO	SHIM	CALCE
X CALÇO	SHIM	CALCE
X CALÇO	SHIM	CALCE
X CALÇO	SHIM	CALCE
X CALÇO	SHIM	CALCE
X CALÇO	SHIM	CALCE
X CALÇO	SHIM	CALCE
X CALÇO	SHIM	CALCE
X CALÇO	SHIM	CALCE
X CALÇO	SHIM	CALCE
X CALÇO	SHIM	CALCE
1 ROLAMENTO	BEARING	COJINETE
X CALÇO	SHIM	CALCE
X CALÇO	SHIM	CALCE
X CALÇO	SHIM	CALCE
X CALÇO	SHIM	CALCE

Transmissão 12 Velocidades  
12 Speed Transmission  
Transmisión 12 Velocidades

Sincronizada  
Syncromesh  
Sincronizada

25-55



24	021952R1	7,40
24	021953R1	7,55
24	021954R1	7,70
24	021955R1	7,85
24	021956R1	8,00
24	021957R1	8,15
24	021958R1	8,30
24	021959R1	8,45
24	021960R1	8,60
24	021961R1	8,75
24	021962R1	8,90
24	021963R1	9,05
25	037368R1	
26	021874R1	
27	021875R1	
28	021892R1	
29	021891R1	
30	023209R1	0,3
30	023210P1	0,2
30	023211P1	0,1
31	1443567X1	
32	390455X1	
33	021946R1	
34	050639R1	
35	023220P1	
36	023221P1	
37	021944R1	
38	023222P1	
39	021965R1	

[A] PRINCIPAL  
PRINCIPAL  
PRINCIPAL

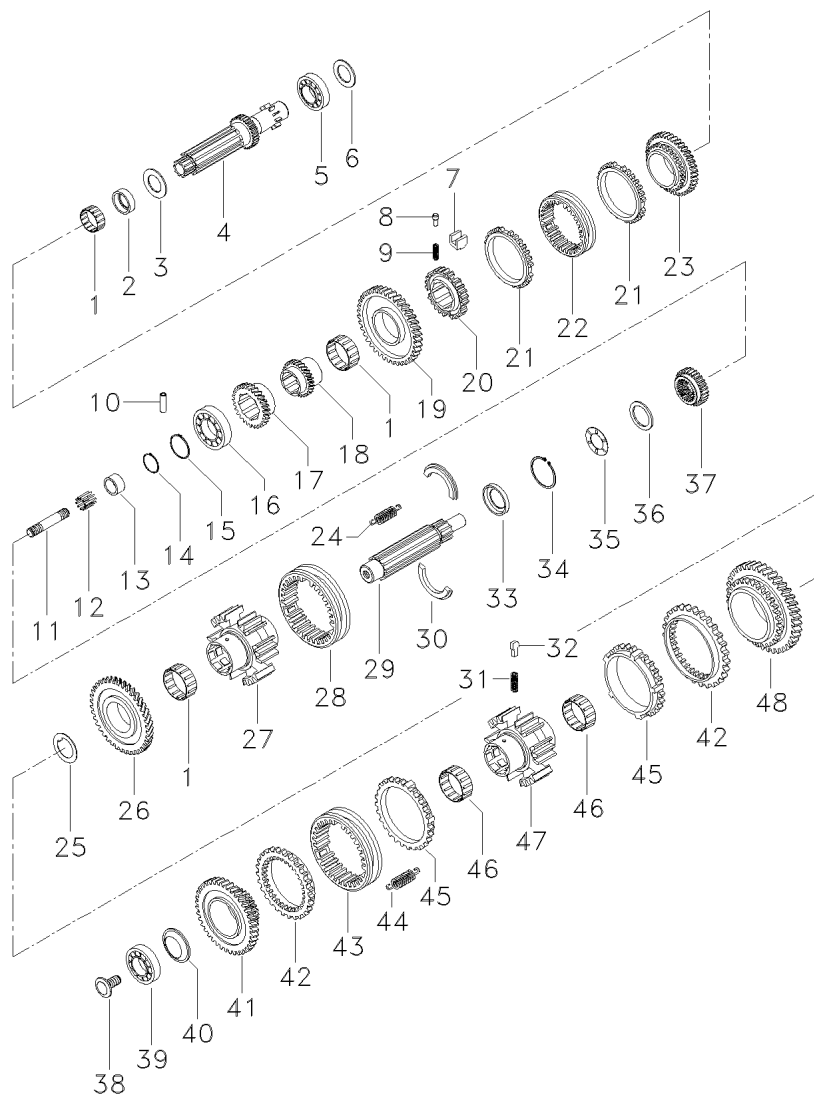
[B] ROLETES  
ROLLERS  
RODILLOS

[C] HELICOIDAL  
HELICOIDAL  
HELICOIDAL

[D] ROLETES CÔNICOS  
CONICAL ROLLERS  
RODILLOS CONICOS

X CALÇO	SHIM	CALCE
X CALÇO	SHIM	CALCE
X CALÇO	SHIM	CALCE
X CALÇO	SHIM	CALCE
X CALÇO	SHIM	CALCE
X CALÇO	SHIM	CALCE
X CALÇO	SHIM	CALCE
X CALÇO	SHIM	CALCE
X CALÇO	SHIM	CALCE
X CALÇO	SHIM	CALCE
X CALÇO	SHIM	CALCE
X CALÇO	SHIM	CALCE
1 CJ. ENGRENAGEM	KIT, GEAR	ENGRANAJES JUEGO
2 ANEL	RING	ARO
1 LUVA	SLEEVE	MANCHA
1 CORPO	BODY	CUERPO
1 ENGRENAGEM	GEAR	ENGRANAJE
X CALÇO	SHIM	CALCE
X CALÇO	SHIM	CALCE
X CALÇO	SHIM	CALCE
1 ANEL	RING	ARO
1 ANEL	RING	ARO
1 ROLAMENTO	BEARING	COJINETE
1 EIXO	SHAFT	ARBOL
1 ROLAMENTO	BEARING	COJINETE
1 ROLAMENTO	BEARING	COJINETE
1 EIXO	SHAFT	ARBOL
1 ROLAMENTO	BEARING	COJINETE
1 ANEL	RING	ARO

**25-60**



**25- 60**

- 1 021831R1
- 2 021878R1
- 3 021985R1
- 4 034005R1
- 5 021886R1
- 6 023068R1
- 6 023069R1
- 6 023070R1
- 6 023071R1
- 6 023072R1
- 6 023073R1
- 6 023074R1
- 6 023075R1
- 6 023076R1
- 6 023077R1
- 6 023078R1
- 6 023079R1
- 6 023080R1
- 6 023081R1
- 6 023082R1
- 6 023083R1
- 7 021970R1
- 8 021884R1
- 9 021882R1
- 10 390932X1
- 11 021869R1
- 12 023217P1
- 13 034003R1
- 14 339678X1
- 15 034010R1
- 16 034004R1
- 17 037369R1
- 18 021881R1
- 19 021883R1
- 20 021877R1
- 21 021874R1
- 22 021875R1
- 23 021876R1
- 24 021833R1
- 25 049387R1
- 26 021832R1
- 27 021834R1
- 28 021835R1
- 29 034007R1
- 30 021940R1
- 31 021824R1
- 32 021825R1
- 33 021941R1
- 34 023219R1
- 35 023216P1

3,9  
3,8  
3,7  
3,6  
3,4  
3,2  
3,0  
2,8  
2,6  
2,4  
2,3  
2,2  
2,1  
2,0  
1,9  
1,8

[C]

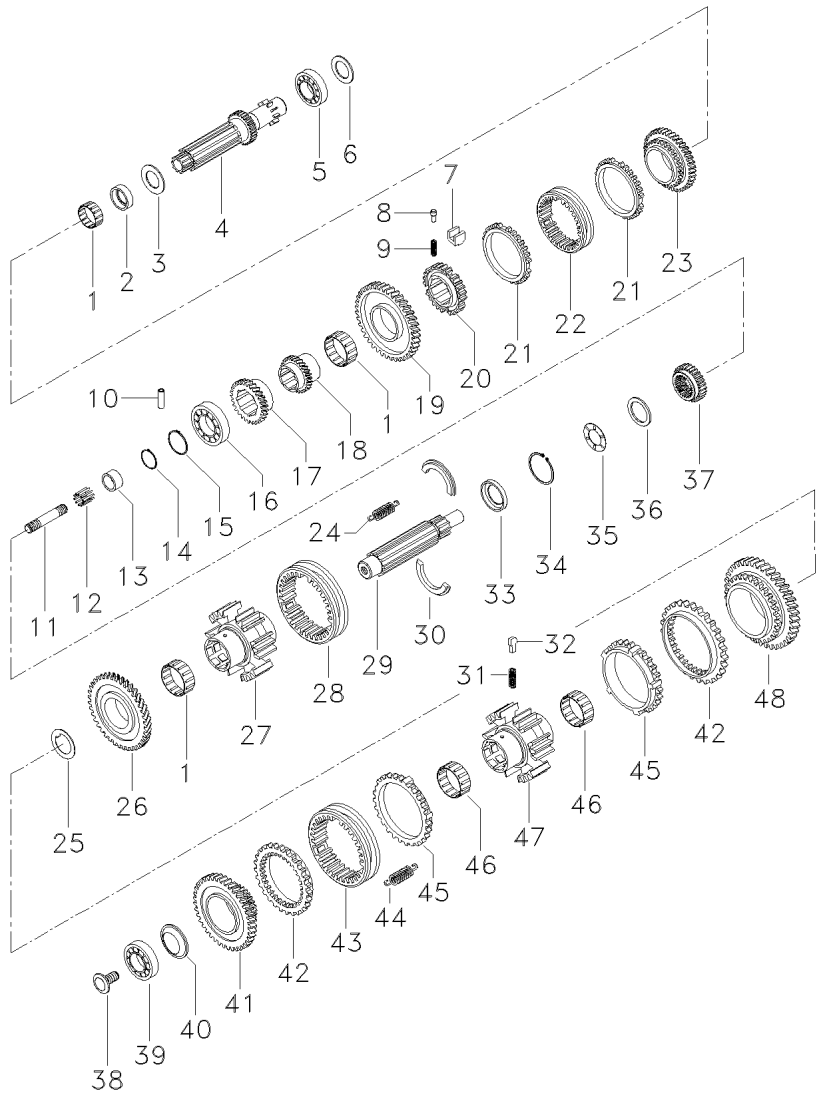
[B]

3 ROLAMENTO	BEARING	COJINETE
1 BUCHA	BUSH	CASQUILLO
1 ARRUELA	WASHER	ARANDELA
1 EIXO	SHAFT	ARBOL
1 ROLAMENTO	BEARING	COJINETE
X CALÇO	SHIM	CALCE
X CALÇO	SHIM	CALCE
X CALÇO	SHIM	CALCE
X CALÇO	SHIM	CALCE
X CALÇO	SHIM	CALCE
X CALÇO	SHIM	CALCE
X CALÇO	SHIM	CALCE
X CALÇO	SHIM	CALCE
X CALÇO	SHIM	CALCE
X CALÇO	SHIM	CALCE
X CALÇO	SHIM	CALCE
X CALÇO	SHIM	CALCE
X CALÇO	SHIM	CALCE
X CALÇO	SHIM	CALCE
X CALÇO	SHIM	CALCE
3 BLOCO	BLOCK	BLOQUE
3 PINO	PIN	PASADOR
3 MOLA	SPRING	RESORTE
1 PINO	PIN	PASADOR
1 TUBO	PIPE	CANO
1 ROLAMENTO	BEARING	COJINETE
1 BUCHA	BUSH	CASQUILLO
1 ANEL	RING	ARO
1 ANEL	RING	ARO
1 ROLAMENTO	BEARING	COJINETE
1 ENGRENAGEM	GEAR	ENGRANAJE
1 ENGRENAGEM	GEAR	ENGRANAJE
1 ENGRENAGEM	GEAR	ENGRANAJE
1 CORPO	BODY	CUERPO
2 ANEL	RING	ARO
1 LUVA	SLEEVE	MANCHA
1 CJ. ENGRENAGEM	KIT, GEAR	ENGRANAJES JUEGO
3 MOLA	SPRING	RESORTE
1 ARRUELA	WASHER	ARANDELA
1 ENGRENAGEM	GEAR	ENGRANAJE
1 CORPO	BODY	CUERPO
1 LUVA	SLEEVE	MANCHA
1 EIXO	SHAFT	ARBOL
1 ANEL	RING	ARO
6 MOLA	SPRING	RESORTE
6 BLOCO	BLOCK	BLOQUE
1 ANEL	RING	ARO
1 ANEL	RING	ARO
1 ROLAMENTO	BEARING	COJINETE

Transmissão 12 Velocidades  
12 Speed Transmission  
Transmission 12 Velocidades

Sincronizada  
Syncromesh  
Sincronizada

25-60



36	021843R1	3,40	X	CALÇO	SHIM	CALCE
36	021844R1	3,50	X	CALÇO	SHIM	CALCE
36	021845R1	3,60	X	CALÇO	SHIM	CALCE
36	021846R1	3,70	X	CALÇO	SHIM	CALCE
36	021847R1	3,80	X	CALÇO	SHIM	CALCE
36	021848R1	3,90	X	CALÇO	SHIM	CALCE
36	023116R1	4,00	X	CALÇO	SHIM	CALCE
36	021849R1	4,10	X	CALÇO	SHIM	CALCE
36	021850R1	4,20	X	CALÇO	SHIM	CALCE
36	021851R1	4,30	X	CALÇO	SHIM	CALCE
36	021852R1	4,40	X	CALÇO	SHIM	CALCE
36	021853R1	4,60	X	CALÇO	SHIM	CALCE
36	021854R1	4,80	X	CALÇO	SHIM	CALCE
36	021855R1	5,00	X	CALÇO	SHIM	CALCE
36	021856R1	5,05	X	CALÇO	SHIM	CALCE
36	021857R1	5,15	X	CALÇO	SHIM	CALCE
36	021858R1	5,20	X	CALÇO	SHIM	CALCE
36	021859R1	5,25	X	CALÇO	SHIM	CALCE
36	021860R1	5,35	X	CALÇO	SHIM	CALCE
36	021861R1	5,40	X	CALÇO	SHIM	CALCE
36	021862R1	5,50	X	CALÇO	SHIM	CALCE
36	021863R1	5,60	X	CALÇO	SHIM	CALCE
36	021864R1	5,80	X	CALÇO	SHIM	CALCE
36	021865R1	6,00	X	CALÇO	SHIM	CALCE
36	021866R1	6,20	X	CALÇO	SHIM	CALCE
37	021836R1			1	ENGRENAGEM	GEAR
37	036236R1			1	LUVA	SLEEVE
38	021939R1			1	PARAFUSO	BOLT
39	1440596X1			1	ROLAMENTO	BEARING
40	021937R1			1	ARRUELA	WASHER
41	021935R1			1	ENGRENAGEM	GEAR
42	021828R1			3	CORPO	BODY
43	021826R1			1	LUVA	SLEEVE
44	021822R1			3	MOLA	SPRING
45	021823R1			3	ANEL	RING
46	021827R1			2	ROLAMENTO	BEARING
47	021942R1			1	CORPO	BODY
48	050640R1			1	ENGRENAGEM	GEAR

[A]

023087R1

[A] USADO NA MONTAGEM SEM CREEPER  
USED IN WITHOUT CREEPER ASSY  
USADO EN MONTAJE SIN CREEPER

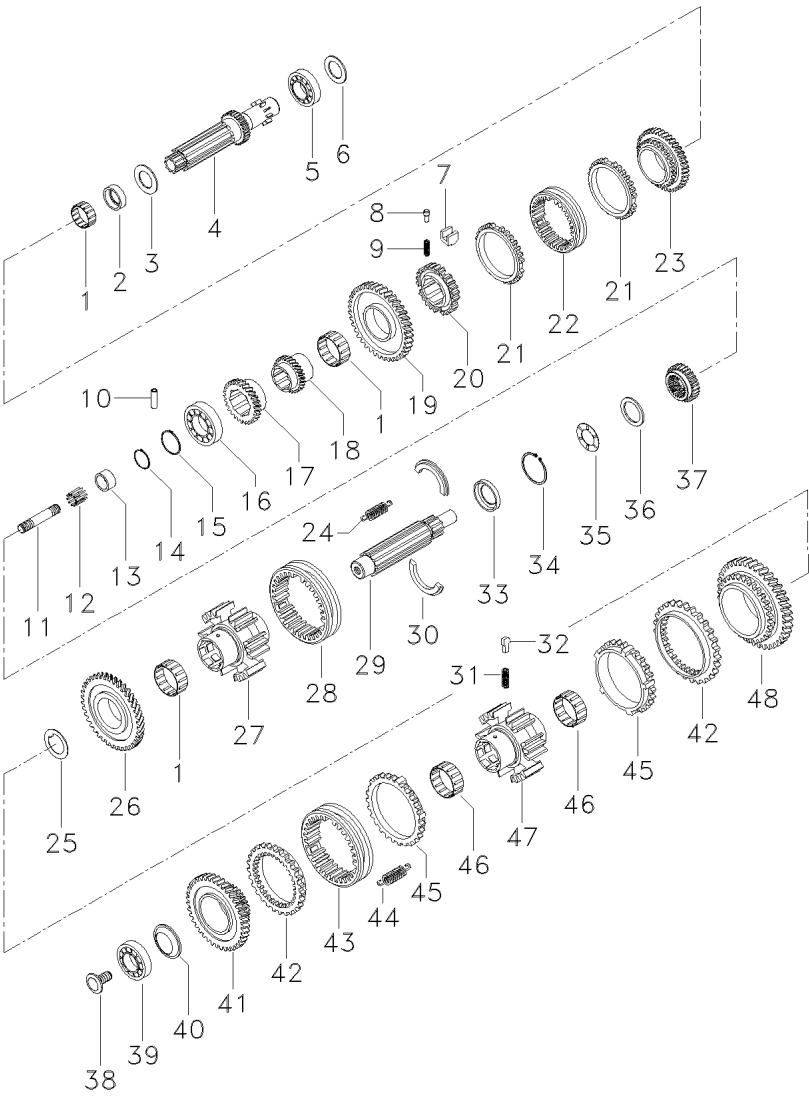
[B] AXIAL  
AXIAL  
AXIAL

[C] ROLETES  
ROLLERS  
RODILLOS

Transmissão 12 Velocidades  
12 Speed Transmission  
Transmisión 12 Velocidades

Sincronizada  
Syncromesh  
Sincronizada

25-60

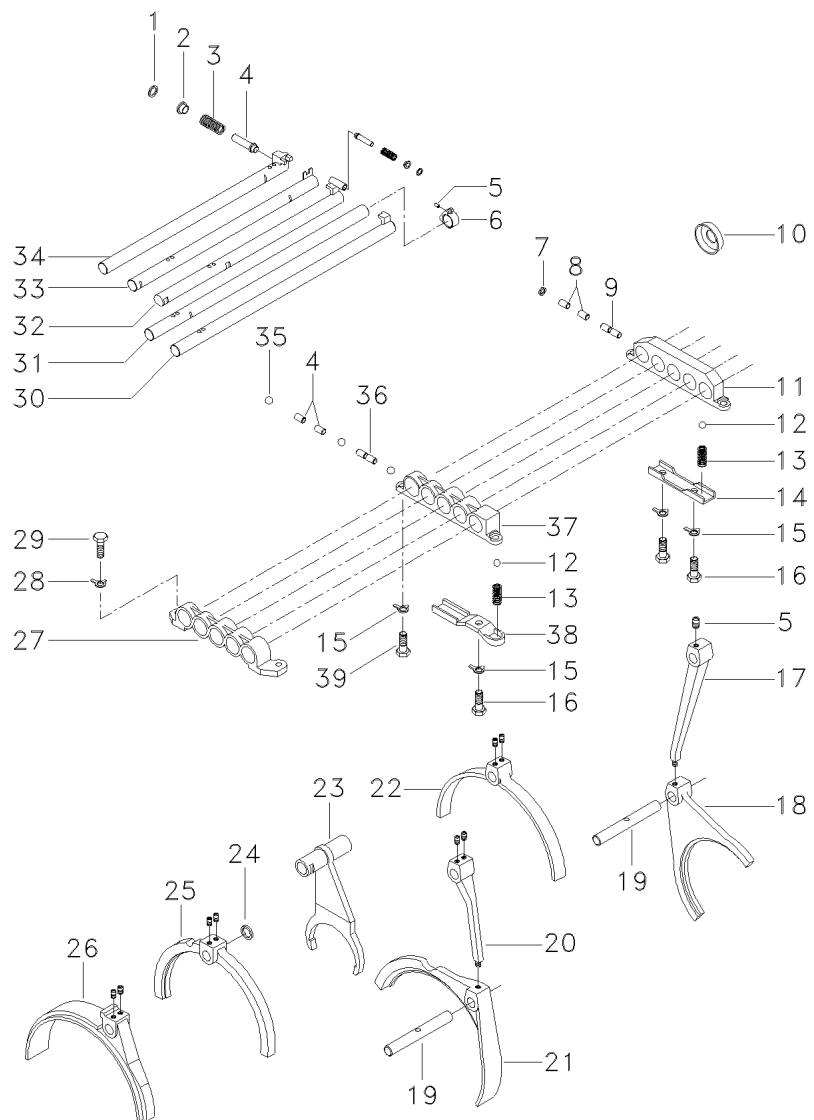


[D] INTERMEDIÁRIO  
INTERMEDIARY  
INTERMEDIARIO

**Transmissão 12 Velocidades-Sincronizada**  
**12 Speed Transmission - Syncro**  
**Transmision 12 Velocidades - Sincr**

**Eixos E Garfos**  
**Shafts & Forks**  
**Ejes Y Horquillas**

**25-65**



- 1 3008261X1
- 2 023037R1
- 3 023038R1
- 4 023039R1
- 5 023030R1
- 6 023040R1
- 7 023194R1
- 8 023047R1
- 9 023048R1
- 10 023215R1
- 11 023035R1
- 12 023195P1
- 13 023046R1
- 14 023049R1
- 15 3002145X1
- 16 390379X1
- 17 023036R1
- 18 023057R1
- 19 023055R1
- 20 023031R1
- 21 023056R1
- 22 023034R1
- 23 023029R1
- 24 023198P1
- 24 023199P1
- 24 023200P1
- 24 023201R1
- 24 023202R1
- 24 023203R1
- 24 023204P1
- 25 023026R1
- 26 023023R1
- 27 023022R1
- 28 023197R1
- 29 339401X1
- 30 023025R1
- 31 023024R1
- 32 023032R1
- 33 023028R1
- 34 023033R1
- 35 023228R1
- 36 023051R1
- 37 023027R1
- 38 023050R1
- 39 023206R1

[A]  
 $\varnothing$  10

▲ 0,2  
 ▲ 0,5  
 ▲ 1,0  
 ▲ 1,2  
 ▲ 1,4  
 ▲ 1,5  
 ▲ 2,0

[C]

$\varnothing$  8

[B]

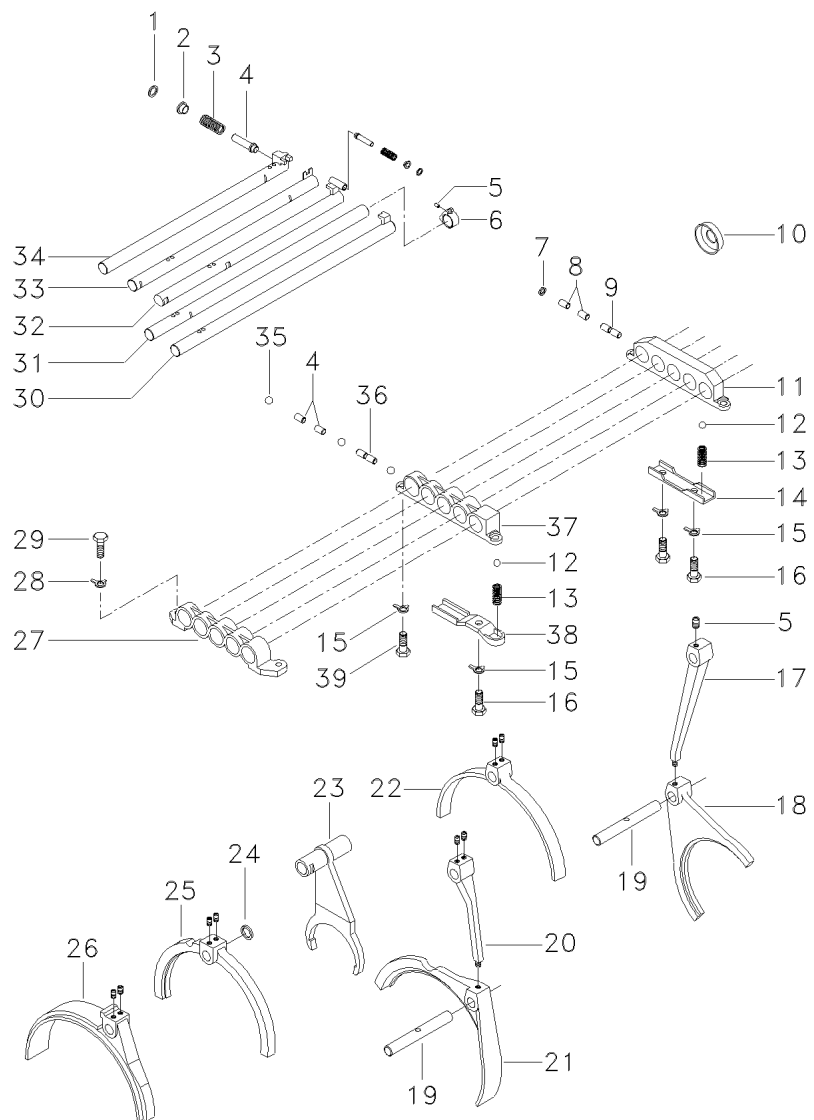
- |             |           |           |
|-------------|-----------|-----------|
| 4 ANEL      | RING      | ARO       |
| 2 BUCHA     | BUSH      | CASQUILLO |
| 2 MOLA      | SPRING    | RESORTE   |
| 2 PINO      | PIN       | PASADOR   |
| 12 PINO     | PIN       | PASADOR   |
| 1 SELETOR   | SELECTOR  | SELECTOR  |
| 1 ANEL      | RING      | ARO       |
| 4 PINO      | PIN       | PASADOR   |
| 1 PINO      | PIN       | PASADOR   |
| 1 DEFLETOR  | DEFLECTOR | DEFLECTOR |
| 1 SUPORTE   | BRACKET   | SOPORTE   |
| 6 ESFERA    | BALL      | BOLA      |
| 6 MOLA      | SPRING    | RESORTE   |
| 1 PLACA     | PLATE     | PLATO     |
| 4 ARRUELA   | WASHER    | ARANDELA  |
| 3 PARAFUSO  | BOLT      | PERNO     |
| 1 ALAVANCA  | LEVER     | PALANCA   |
| 1 GARFO     | FORK      | HORQUILLA |
| 2 PINO      | PIN       | PASADOR   |
| 1 ALAVANCA  | LEVER     | PALANCA   |
| 1 GARFO     | FORK      | HORQUILLA |
| 1 GARFO     | FORK      | HORQUILLA |
| 1 GARFO     | FORK      | HORQUILLA |
| X CALÇO     | SHIM      | CALCE     |
| X CALÇO     | SHIM      | CALCE     |
| X CALÇO     | SHIM      | CALCE     |
| X CALÇO     | SHIM      | CALCE     |
| X CALÇO     | SHIM      | CALCE     |
| X CALÇO     | SHIM      | CALCE     |
| X CALÇO     | SHIM      | CALCE     |
| 1 GARFO     | FORK      | HORQUILLA |
| 1 GARFO     | FORK      | HORQUILLA |
| 1 SUPORTE   | BRACKET   | SOPORTE   |
| 5 ARRUELA   | WASHER    | ARANDELA  |
| 10 PARAFUSO | BOLT      | PERNO     |
| 1 EIXO      | SHAFT     | ARBOL     |
| 1 EIXO      | SHAFT     | ARBOL     |
| 1 EIXO      | SHAFT     | ARBOL     |
| 1 EIXO      | SHAFT     | ARBOL     |
| 1 EIXO      | SHAFT     | ARBOL     |
| 3 ESFERA    | BALL      | BOLA      |
| 1 PINO      | PIN       | PASADOR   |
| 1 SUPORTE   | BRACKET   | SOPORTE   |
| 1 TAMPA     | COVER     | CUBIERTA  |
| 1 PARAFUSO  | BOLT      | PERNO     |

[A] SUPORTE HASTES - TRASEIRO  
 ROD BRACKET - REAR  
 SOPORTE VARILLAS - TRASERO

Transmissão 12 Velocidades-Sincronizada  
12 Speed Transmission - Syncro  
Transmisión 12 Velocidades - Sincr

Eixos E Garfos  
Shafts & Forks  
Ejes Y Horquillas

25-65



[B] SUPORTE HASTES - CENTRAL  
ROD BRACKET - CENTRAL  
SOPORTE VARILLAS - CENTRAL

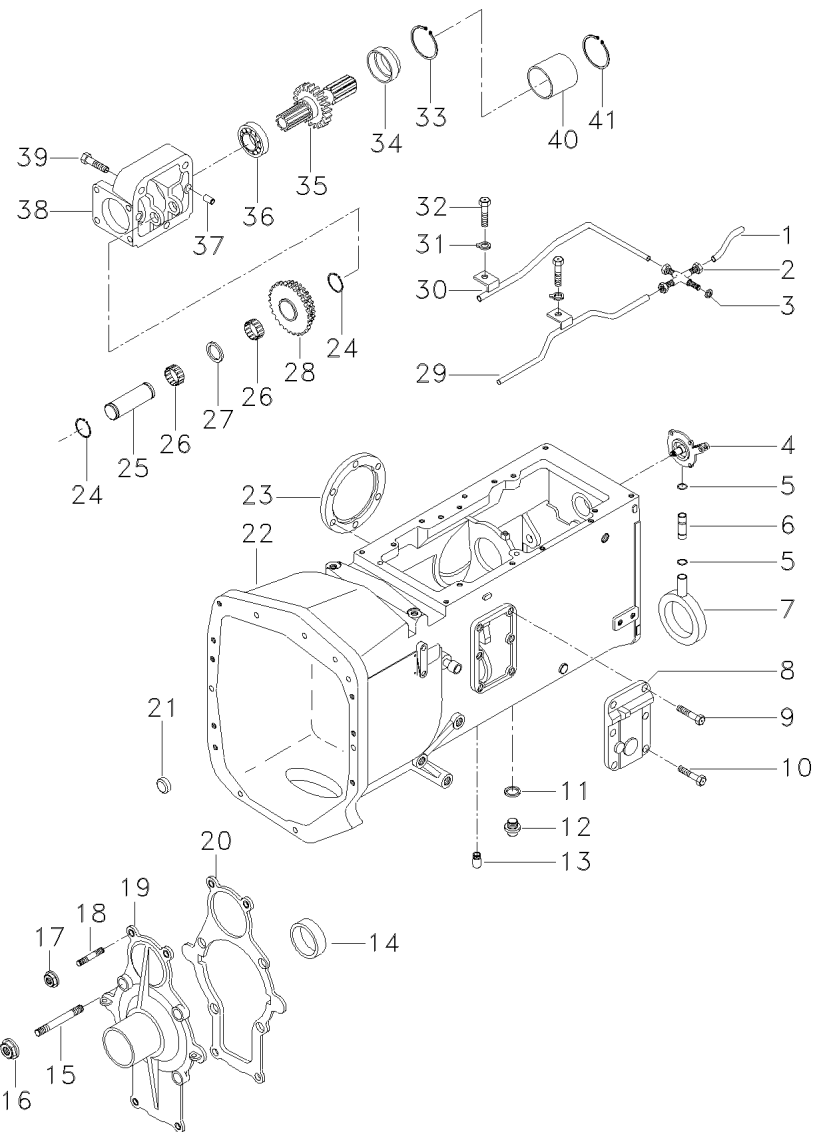
[C] SUPORTE HASTES - DIANTEIRO  
ROD BRACKET - FRONTAL  
SOPORTE VARILLAS - DELANTERO



**Transmissão 12 Velocidades-Sincronizada**  
**12 Speed Transmission - Syncro**  
**Transmision 12 Velocidades - Sincr**

**Carcaça**  
**Housing**  
**Caja**

**25-70**



- |    |           |     |
|----|-----------|-----|
| 1  | 023054R1  |     |
| 2  | 023196R1  |     |
| 3  | 339526X1  |     |
| 4  | 021030P1  |     |
| 5  | 023218P1  |     |
| 6  | 021017P1  |     |
| 7  | 021034P1  |     |
| 8  | 021038P1  |     |
| 9  | 1442706X1 |     |
| 10 | 339451X1  |     |
| 11 | 391358X1  |     |
| 12 | 023066R1  |     |
| 13 | 023212R1  |     |
| 14 | 021945R1  |     |
| 15 | 390844X1  |     |
| 16 | 023207R1  |     |
| 17 | 023207R1  |     |
| 18 | 1443730X1 |     |
| 19 | 021044T1  |     |
| 20 | 021984R1  |     |
| 21 | 026260R1  |     |
| 22 | 023679P2  |     |
| 23 | 021033P1  |     |
| 24 | 1440475X1 |     |
| 25 | 023060R1  |     |
| 26 | 023059R1  |     |
| 27 | 023064R1  |     |
| 28 | 038436R1  |     |
| 29 | 034009R1  |     |
| 30 | 034008R1  |     |
| 31 | 339680X1  |     |
| 32 | 391659X1  |     |
| 33 | 1440819X1 |     |
| 34 | 023063R1  |     |
| 35 | 038435R1  |     |
| 36 | 023061R1  |     |
| 37 | 023205R1  |     |
| 38 | 021042P1  |     |
| 39 | 391885X1  |     |
| 40 | 023065R1  |     |
| 41 | 6206132M1 | [A] |
| 41 | 1442446X1 |     |
| 41 | 1441711X1 | [A] |

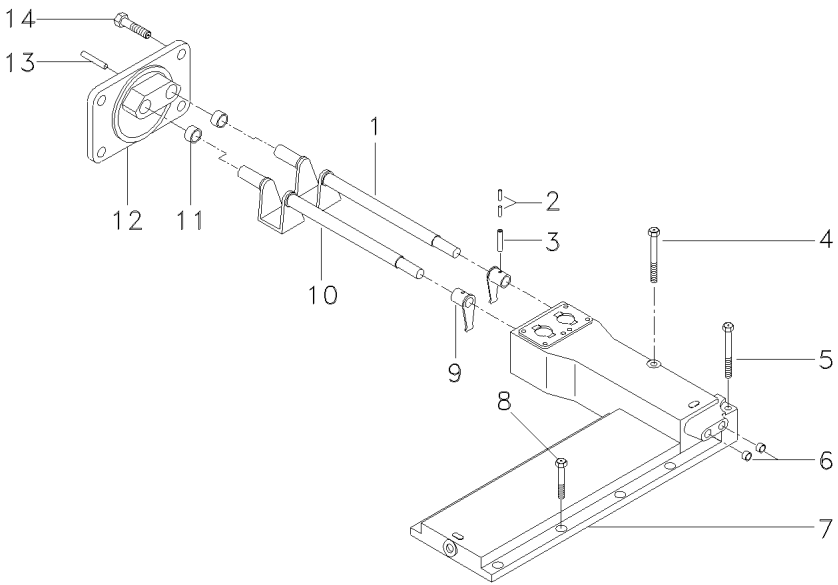
[A] COM FLUXO COMBINADO  
 WITH COMBINED FLOW  
 CON COMBINED FLOW

- |   |             |           |               |
|---|-------------|-----------|---------------|
| 1 | TUBO        | PIPE      | CANO          |
| 1 | CRUZETA     | SPIDER    | CRUCETA       |
| 1 | ANEL        | RING      | ARO           |
| 1 | FLANGE      | FLANGE    | PLETINA       |
| 4 | ANEL "O"    | O RING    | JUNTA TORICA  |
| 1 | TUBO        | PIPE      | CANO          |
| 1 | ANEL        | RING      | ARO           |
| 1 | TAMPA       | COVER     | CUBIERTA      |
| 8 | PARAFUSO    | BOLT      | PERNO         |
| 4 | PARAFUSO    | BOLT      | PERNO         |
| 1 | ANEL "O"    | O RING    | JUNTA TORICA  |
| 1 | BUJÃO       | PLUG      | TAPON         |
| 2 | BUJÃO       | PLUG      | TAPON         |
| 1 | RETENTOR    | SEAL      | RETEN         |
| 4 | PRISIONEIRO | STUD      | ESPARRAGO     |
| 4 | PORCA       | NUT       | TUERCA        |
| 4 | PORCA       | NUT       | TUERCA        |
| 4 | PRISIONEIRO | STUD      | ESPARRAGO     |
| 1 | TAMPA       | COVER     | CUBIERTA      |
| 1 | JUNTA       | GASKET    | EMPAQUETADURA |
| 2 | BUJÃO       | PLUG      | TAPON         |
| 1 | CARCAÇA     | HOUSING   | ALOJAMIENTO   |
| 1 | TAMPA       | COVER     | CUBIERTA      |
| 2 | ANEL TRAVA  | CIRCLIP   | CIRCULITO     |
| 1 | PINO        | PIN       | PASADOR       |
| 2 | ROLAMENTO   | BEARING   | COJINETE      |
| 1 | ARRUELA     | WASHER    | ARANDELA      |
| 1 | ENGRENAGEM  | GEAR      | ENGRANAJE     |
| 1 | CJ. TUBO    | TUBE ASSY | CONJ.DE TUBO  |
| 1 | CJ. TUBO    | TUBE ASSY | CONJ.DE TUBO  |
| 2 | ARRUELA     | WASHER    | ARANDELA      |
| 2 | PARAFUSO    | BOLT      | PERNO         |
| 1 | ANEL TRAVA  | CIRCLIP   | CIRCULITO     |
| 1 | BUCHA       | BUSH      | CASQUILLO     |
| 1 | EIXO        | SHAFT     | ARBOL         |
| 2 | ROLAMENTO   | BEARING   | COJINETE      |
| 2 | PINO        | PIN       | PASADOR       |
| 1 | CARCAÇA     | HOUSING   | ALOJAMIENTO   |
| 3 | PARAFUSO    | BOLT      | PERNO         |
| 1 | BUCHA       | BUSH      | CASQUILLO     |
| 1 | BUCHA       | BUSH      | CASQUILLO     |
| 1 | ANEL TRAVA  | CIRCLIP   | CIRCULITO     |
| 1 | ANEL TRAVA  | CIRCLIP   | CIRCULITO     |

Transmissão 12 Velocidades  
12 Speed Transmission  
Transmisión 12 Velocidades

Sincronizada  
Syncromesh  
Sincronizada

25-75



- 1 023043R1
- 2 339304X1
- 3 023193P1
- 4 1442487X1
- 5 339204X1
- 6 1442638X1
- 7 021040P1
- 8 3009496X1
- 9 023045R1
- 10 023044R1
- 11 023042R1
- 12 023041R1
- 13 1440403X1
- 14 339123X1

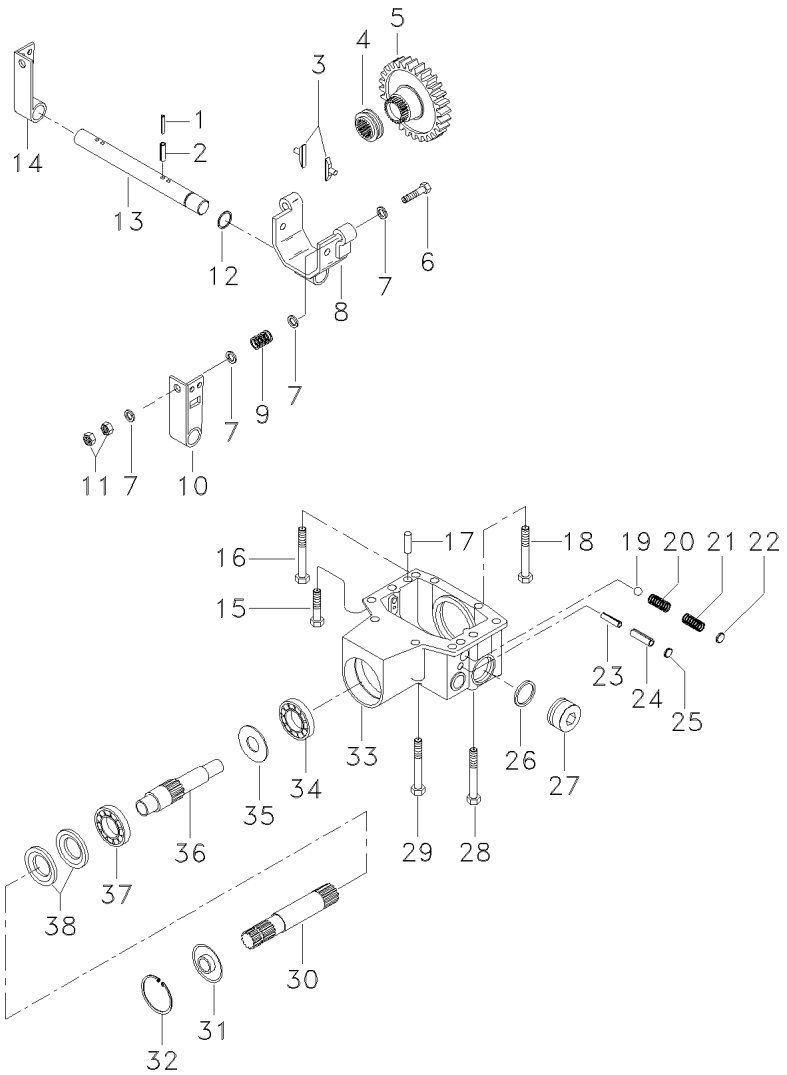
[A] AGULHAS  
NEEDLES  
AGUJAS

- |             |          |             |
|-------------|----------|-------------|
| 1 EIXO      | SHAFT    | ARBOL       |
| 2 PINO      | PIN      | PASADOR     |
| 2 PINO      | PIN      | PASADOR     |
| 1 PARAFUSO  | BOLT     | PERNO       |
| 1 PARAFUSO  | BOLT     | PERNO       |
| 2 TAMPÃO    | PAD      | ALMOHADILLA |
| 1 TAMPA     | COVER    | CUBIERTA    |
| 8 PARAFUSO  | BOLT     | PERNO       |
| 2 SELETOR   | SELECTOR | SELECTOR    |
| 1 EIXO      | SHAFT    | ARBOL       |
| 4 ROLAMENTO | BEARING  | COJINETE    |
| 1 TAMPA     | COVER    | CUBIERTA    |
| 1 PINO      | PIN      | PASADOR     |
| 4 PARAFUSO  | BOLT     | PERNO       |

Transmissão 12 Velocidades  
12 Speed Transmission  
Transmisión 12 Velocidades

Sincronizada  
Syncromesh  
Sincronizada

25-80



- 1 3006431X1
- 2 023226P1
- 3 023018R1
- 4 021991R1
- 5 021992R1
- 6 391854X1
- 7 390744X1
- 8 023020R1
- 9 021990R1
- 10 023019R1
- 11 023223R1
- 12 023192P1
- 13 023021R1
- 14 023015R1
- 15 339208X1
- 16 1440032X1
- 17 023208R1
- 18 339838X1
- 19 023225P1
- 20 023017R1
- 21 023016R1
- 22 392427X1
- 23 339248X1
- 24 339193X1
- 25 023227R1
- 26 033556R1
- 27 021021P1
- 28 390806X1
- 29 390826X1
- 30 023089N1
- 31 021986R1
- 32 3002187X1
- 33 021043T1
- 34 023224R1
- 35 021996R1
- 36 021995R1
- 37 021989R1
- 38 021987R1

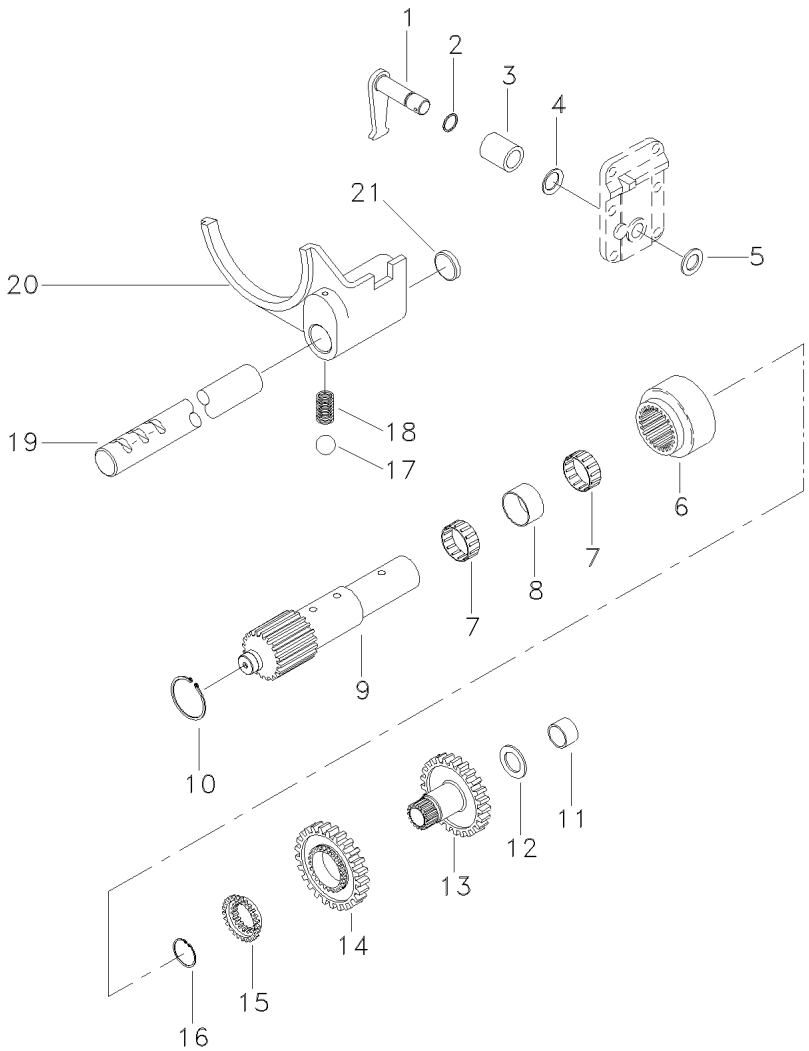
Ø 14

- |                  |           |                  |
|------------------|-----------|------------------|
| 4 PINO           | PIN       | PASADOR          |
| 4 PINO           | PIN       | PASADOR          |
| 2 PASTILHA       | PADDING   | RELLENO          |
| 1 LUVA           | SLEEVE    | MANCHA           |
| 1 CJ. ENGRENAGEM | KIT, GEAR | ENGRANAJES JUEGO |
| 2 PARAFUSO       | BOLT      | PERNO            |
| 8 ARRUELA        | WASHER    | ARANDELA         |
| 1 GARFO          | FORK      | HORQUILLA        |
| 2 MOLA           | SPRING    | RESORTE          |
| 1 ALAVANCA       | LEVER     | PALANCA          |
| 4 PORCA          | NUT       | TUERCA           |
| 1 ANEL "O"       | O RING    | JUNTA TORICA     |
| 1 EIXO           | SHAFT     | ARBOL            |
| 1 ALAVANCA       | LEVER     | PALANCA          |
| 2 PARAFUSO       | BOLT      | PERNO            |
| 2 PARAFUSO       | BOLT      | PERNO            |
| 2 PINO           | PIN       | PASADOR          |
| 2 PARAFUSO       | BOLT      | PERNO            |
| 2 ESFERA         | BALL      | BOLA             |
| 2 MOLA           | SPRING    | RESORTE          |
| 2 MOLA           | SPRING    | RESORTE          |
| 2 TAMPA          | COVER     | CUBIERTA         |
| 2 PINO           | PIN       | PASADOR          |
| 2 PINO           | PIN       | PASADOR          |
| 2 TAMPA          | COVER     | CUBIERTA         |
| 1 ANEL "O"       | O RING    | JUNTA TORICA     |
| 1 BUJÃO          | PLUG      | TAPON            |
| 2 PARAFUSO       | BOLT      | PERNO            |
| 2 PARAFUSO       | BOLT      | PERNO            |
| 1 CJ. EIXO       | KIT, AXLE | JUEGO DE EJE     |
| 1 TAMPA          | COVER     | CUBIERTA         |
| 1 ANEL TRAVA     | CIRCLIP   | CIRCULITO        |
| 1 CARÇAÇA        | HOUSING   | ALOJAMIENTO      |
| 1 ROLAMENTO      | BEARING   | COJINETE         |
| 1 ARRUELA        | WASHER    | ARANDELA         |
| 1 EIXO           | SHAFT     | ARBOL            |
| 1 ROLAMENTO      | BEARING   | COJINETE         |
| 2 RETENTOR       | SEAL      | RETEN            |

Transmissão 12 Velocidades  
12 Speed Transmission  
Transmisión 12 Velocidades

Sincronizada  
Syncromesh  
Sincronizada

25-85



- 1 026149R1
- 2 026141R1
- 3 026143R1
- 4 026140R1
- 5 026147R1
- 6 026153R1
- 7 026136R1
- 8 026145R1
- 9 026150R1
- 10 026137R1
- 11 026144R1
- 12 026146R1
- 13 026152R1
- 14 026154R1
- 15 026151R1
- 16 026138R1
- 17 023195P1
- 18 026148R1
- 19 026157R1
- 20 026156R1
- 21 026260R1

[A] INTERMEDIÁRIO  
INTERMEDIARY  
INTERMEDIARIO

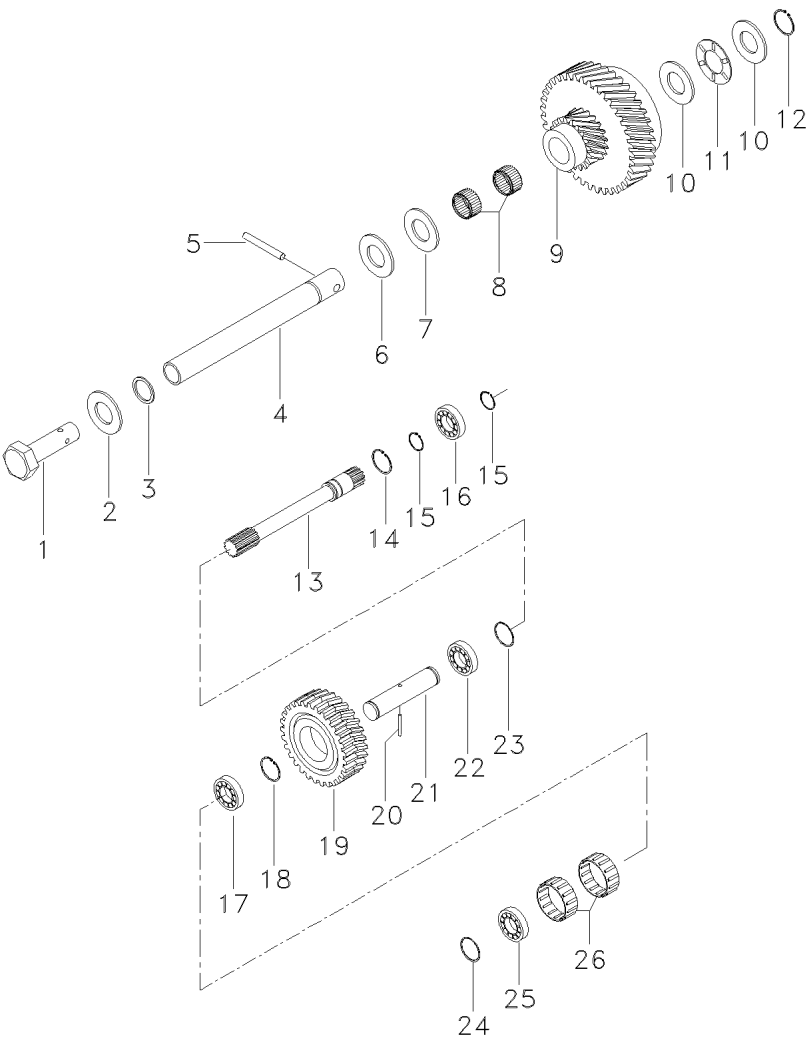
[A]

Ø 10

- 1 ALAVANCA
- 1 ANEL "O"
- 1 TUBO
- 3 MOLA
- 1 ARRUELA
- 1 LUVA
- 2 ROLAMENTO
- 1 BUCHA
- 1 EIXO
- 1 ANEL
- 1 BUCHA
- 1 ARRUELA
- 1 ENGRENAGEM
- 1 ENGRENAGEM
- 1 LUVA
- 1 ANEL
- 1 ESFERA
- 1 MOLA
- 1 EIXO
- 1 GARFO
- 1 BUJÃO

- LEVER
- O RING
- PIPE
- SPRING
- WASHER
- SLEEVE
- BEARING
- BUSH
- SHAFT
- RING
- BUSH
- WASHER
- GEAR
- GEAR
- SLEEVE
- RING
- BALL
- SPRING
- SHAFT
- FORK
- PLUG

- PALANCA
- JUNTA TORICA
- CANO
- RESORTE
- ARANDELA
- MANCHA
- COJINETE
- CASQUILLO
- ARBOL
- ARO
- CASQUILLO
- ARANDELA
- ENGRANAJE
- ENGRANAJE
- MANCHA
- ARO
- BOLA
- RESORTE
- ARBOL
- HORQUILLA
- TAPON

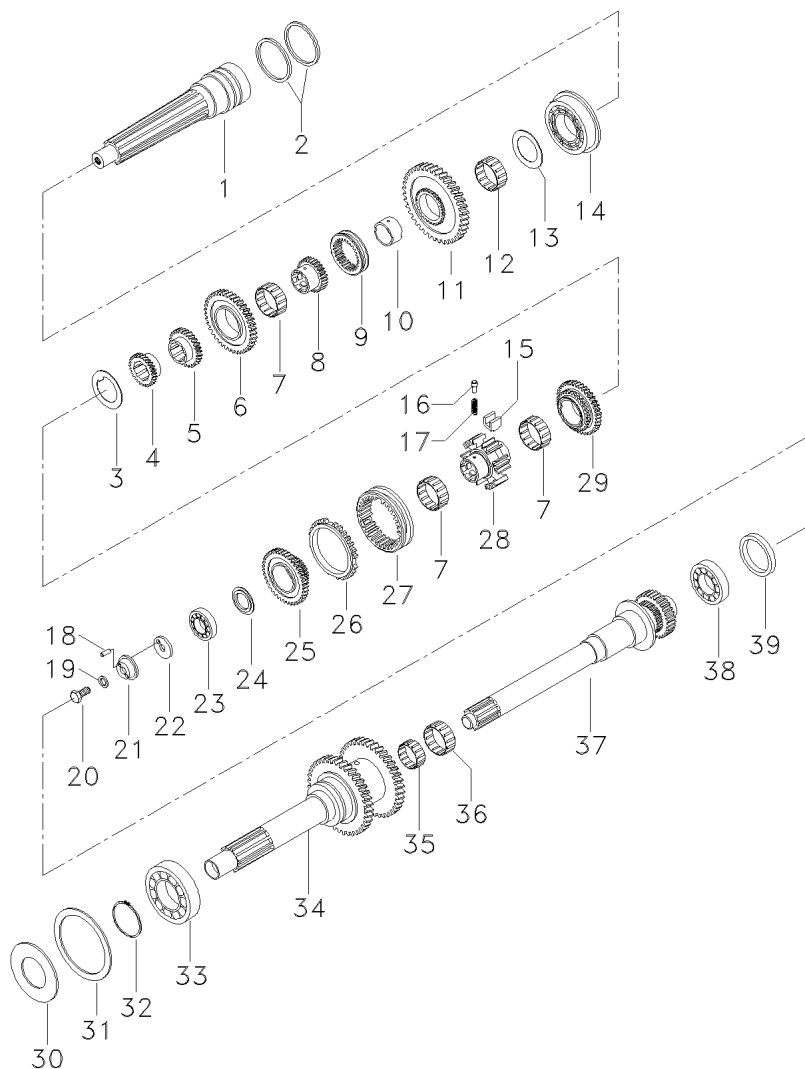


1	1440262X1	1	BUJÃO	PLUG	TAPON
2	023214P1	1	ARRUELA	WASHER	ARANDELA
3	023312P1	1	ANEL "O"	O RING	JUNTA TORICA
4	023007R1	1	PINO	PIN	PASADOR
5	339194X1	1	PINO	PIN	PASADOR
6	023008R1	1	ARRUELA	WASHER	ARANDELA
7	023009R1	1	ARRUELA	WASHER	ARANDELA
8	023010R1	2	ROLAMENTO	BEARING	COJINETE
9	050641R1	1	CJ. ENGRENAGEM	KIT, GEAR	ENGRANAJES JUEGO
10	023014R1	2	DISCO	DISC	DISCO
11	027749R1	1	ROLAMENTO	BEARING	COJINETE
12	1440523X1	1	ANEL TRAVA	CIRCLIP	CIRCULITO
13	021737P1	1	EIXO	SHAFT	ARBOL
14	1440480X1	2	ANEL	RING	ARO
15	339469X1	2	ANEL TRAVA	CIRCLIP	CIRCULITO
16	021930R1	1	ROLAMENTO	BEARING	COJINETE
17	1440596X1	1	ROLAMENTO	BEARING	COJINETE
18	1440516X1	1	ANEL TRAVA	CIRCLIP	CIRCULITO
19	021933R1	1	ENGRENAGEM	GEAR	ENGRANAJE
20	036309R1	1	PINO	PIN	PASADOR
21	036340R1	1	BUCHA	BUSH	CASQUILLO
22	021932R1	2	ROLAMENTO	BEARING	COJINETE
23	021997R1	X	CALÇO	SHIM	CALCE
23	021998R1	X	CALÇO	SHIM	CALCE
23	021999R1	X	CALÇO	SHIM	CALCE
23	023000R1	X	CALÇO	SHIM	CALCE
23	023001R1	X	CALÇO	SHIM	CALCE
23	023002R1	X	CALÇO	SHIM	CALCE
23	023003R1	X	CALÇO	SHIM	CALCE
23	023004R1	X	CALÇO	SHIM	CALCE
23	023005R1	X	CALÇO	SHIM	CALCE
23	023006R1	X	CALÇO	SHIM	CALCE
24	021974R1	X	CALÇO	SHIM	CALCE
24	021976R1	X	CALÇO	SHIM	CALCE
24	021978R1	X	CALÇO	SHIM	CALCE
24	021982R1	X	CALÇO	SHIM	CALCE
24	021983R1	X	CALÇO	SHIM	CALCE
25	021972R1	1	ROLAMENTO	BEARING	COJINETE
26	021967R1	2	ROLAMENTO	BEARING	COJINETE

[A] TOMADA DE FORÇA  
POWER TAKE-OFF  
TOMA DE FUERZA

[B] ROLETES  
ROLLERS  
RODILLOS

**25-95**



**25- 95**

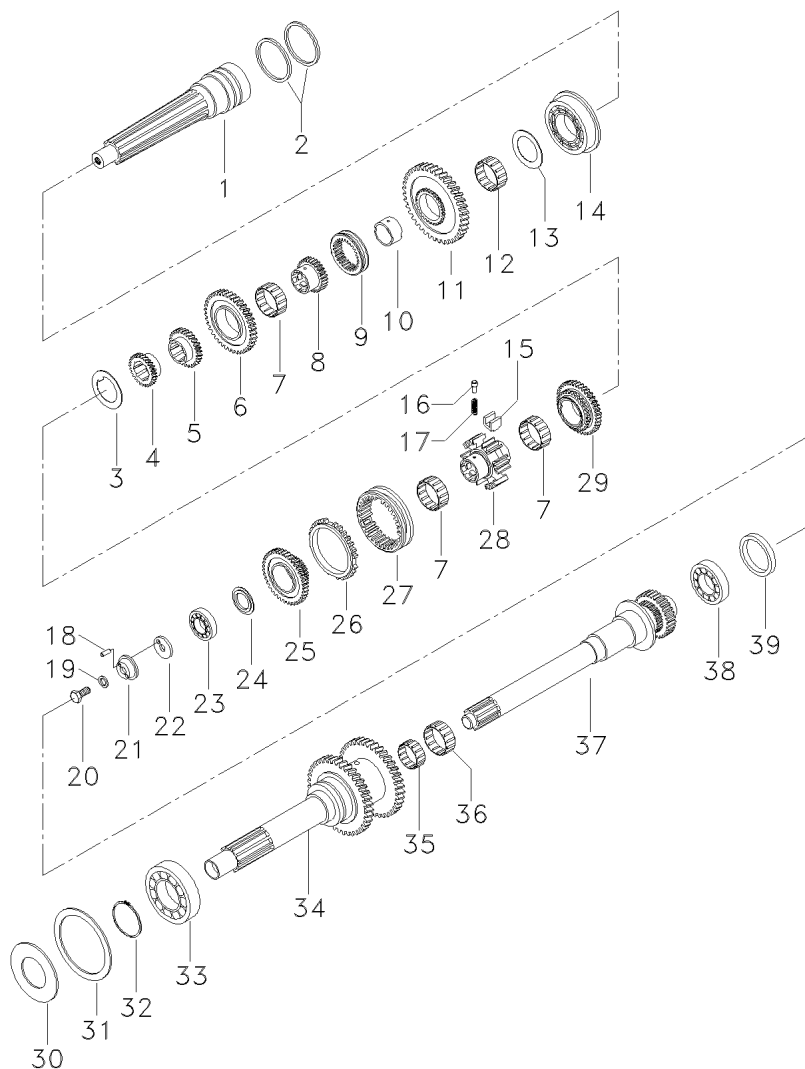
Line	Sample	Concentration (g/L)
1	021893R1	
2	021988R1	
3	021872R1	
4	021896R1	
5	021897R1	
6	021928R1	
7	021964R1	
8	021889R1	
9	021887R1	
10	021890R1	
11	021888R1	
12	021827R1	
13	021895R1	
14	021894R1	
15	021970R1	
16	021884R1	
17	021882R1	
18	3004816X1	
19	021870R1	
20	021873R1	
21	021871R1	
22	021898R1	1,2
22	021900R1	1,3
22	021902R1	1,4
22	021904R1	1,5
22	021906R1	1,6
22	021908R1	1,7
22	021910R1	1,8
22	021911R1	1,9
22	021912R1	2,0
22	021913R1	2,1
22	021914R1	2,2
22	021915R1	2,3
22	021916R1	2,4
22	021917R1	2,5
22	021918R1	2,6
22	021919R1	2,7
22	021920R1	2,8
22	021921R1	2,9
22	021922R1	3,0
22	021923R1	3,1
22	021924R1	3,2
22	021925R1	3,3
22	021926R1	3,4
22	021927R1	3,5
23	021947R1	
24	021948R1	6,80
24	021949R1	6,95
24	021950R1	7,10
24	021951R1	7,25

1 EIXO	SHAFT	ARBOL
2 ANEL	RING	ARO
1 ARRUELA	WASHER	ARANDELA
1 ENGRENAGEM	GEAR	ENGRANAJE
1 ENGRENAGEM	GEAR	ENGRANAJE
1 ENGRENAGEM	GEAR	ENGRANAJE
3 ROLAMENTO	BEARING	COJINETE
1 CUBO	HUB	CUBO
1 LUVA	SLEEVE	MANCHA
1 BUCHA	BUSH	CASQUILLO
1 ENGRENAGEM	GEAR	ENGRANAJE
1 ROLAMENTO	BEARING	COJINETE
1 ARRUELA	WASHER	ARANDELA
1 ROLAMENTO	BEARING	COJINETE
3 BLOCO	BLOCK	BLOQUE
3 PINO	PIN	PASADOR
3 MOLA	SPRING	RESORTE
1 PINO	PIN	PASADOR
1 ARRUELA	WASHER	ARANDELA
1 PARAFUSO	BOLT	PERNO
1 ARRUELA	WASHER	ARANDELA
X CALÇO	SHIM	CALCE
X CALÇO	SHIM	CALCE
X CALÇO	SHIM	CALCE
X CALÇO	SHIM	CALCE
X CALÇO	SHIM	CALCE
X CALÇO	SHIM	CALCE
X CALÇO	SHIM	CALCE
X CALÇO	SHIM	CALCE
X CALÇO	SHIM	CALCE
X CALÇO	SHIM	CALCE
X CALÇO	SHIM	CALCE
X CALÇO	SHIM	CALCE
X CALÇO	SHIM	CALCE
X CALÇO	SHIM	CALCE
X CALÇO	SHIM	CALCE
X CALÇO	SHIM	CALCE
X CALÇO	SHIM	CALCE
X CALÇO	SHIM	CALCE
X CALÇO	SHIM	CALCE
X CALÇO	SHIM	CALCE
X CALÇO	SHIM	CALCE
X CALÇO	SHIM	CALCE
X CALÇO	SHIM	CALCE
X CALÇO	SHIM	CALCE
X CALÇO	SHIM	CALCE
X CALÇO	SHIM	CALCE
X CALÇO	SHIM	CALCE
1 ROLAMENTO	BEARING	COJINETE
X CALÇO	SHIM	CALCE
X CALÇO	SHIM	CALCE
X CALÇO	SHIM	CALCE
X CALÇO	SHIM	CALCE

Transmissão 12 Velocidades  
12 Speed Transmission  
Transmisión 12 Velocidades

Sincronizada  
Syncromesh  
Sincronizada

25-95



24	021952R1	7,40
24	021953R1	7,55
24	021954R1	7,70
24	021955R1	7,85
24	021956R1	8,00
24	021957R1	8,15
24	021958R1	8,30
24	021959R1	8,45
24	021960R1	8,60
24	021961R1	8,75
24	021962R1	8,90
24	021963R1	9,05
25	037368R1	
26	021874R1	
27	021875R1	
28	021892R1	
29	021891R1	
30	023209R1	0,3
30	023210P1	0,2
30	023211P1	0,1
31	1443567X1	
32	390455X1	
33	021946R1	
34	050639R1	
35	023220P1	
36	023221P1	
37	021944R1	
38	023222P1	
39	021965R1	

[A] PRINCIPAL  
PRINCIPAL  
PRINCIPAL

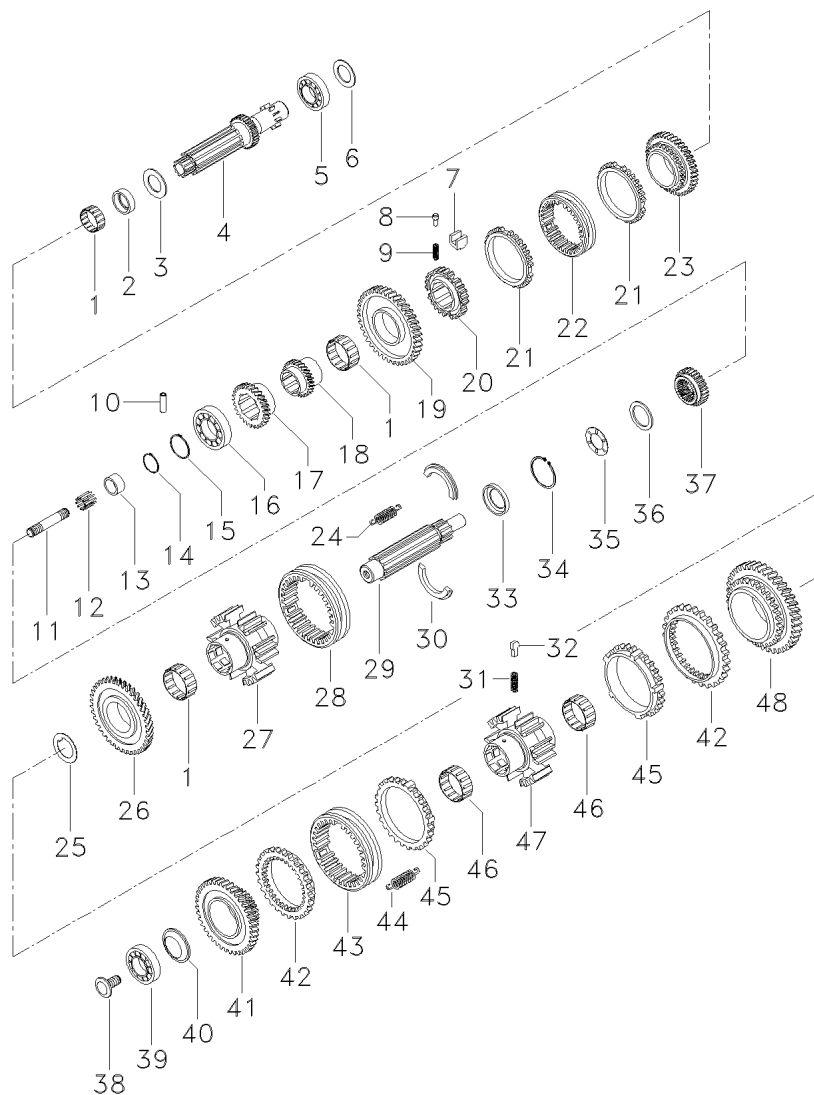
[B] ROLETES  
ROLLERS  
RODILLOS

[C] HELICOIDAL  
HELICOIDAL  
HELICOIDAL

[D] ROLETES CÔNICOS  
CONICAL ROLLERS  
RODILLOS CONICOS

X CALÇO	SHIM	CALCE
X CALÇO	SHIM	CALCE
X CALÇO	SHIM	CALCE
X CALÇO	SHIM	CALCE
X CALÇO	SHIM	CALCE
X CALÇO	SHIM	CALCE
X CALÇO	SHIM	CALCE
X CALÇO	SHIM	CALCE
X CALÇO	SHIM	CALCE
X CALÇO	SHIM	CALCE
X CALÇO	SHIM	CALCE
X CALÇO	SHIM	CALCE
1 CJ. ENGRENAGEM	KIT, GEAR	ENGRANAJES JUEGO
2 ANEL	RING	ARO
1 LUVA	SLEEVE	MANCHA
1 CORPO	BODY	CUERPO
1 ENGRENAGEM	GEAR	ENGRANAJE
X CALÇO	SHIM	CALCE
X CALÇO	SHIM	CALCE
X CALÇO	SHIM	CALCE
1 ANEL	RING	ARO
1 ANEL	RING	ARO
1 ROLAMENTO	BEARING	COJINETE
1 EIXO	SHAFT	ARBOL
1 ROLAMENTO	BEARING	COJINETE
1 ROLAMENTO	BEARING	COJINETE
1 EIXO	SHAFT	ARBOL
1 ROLAMENTO	BEARING	COJINETE
1 ANEL	RING	ARO

**25-100**



**25- 100**

- 1 021831R1
- 2 021878R1
- 3 021985R1
- 4 034005R1
- 5 021886R1
- 6 023068R1
- 6 023069R1
- 6 023070R1
- 6 023071R1
- 6 023072R1
- 6 023073R1
- 6 023074R1
- 6 023075R1
- 6 023076R1
- 6 023077R1
- 6 023078R1
- 6 023079R1
- 6 023080R1
- 6 023081R1
- 6 023082R1
- 6 023083R1
- 7 021970R1
- 8 021884R1
- 9 021882R1
- 10 390932X1
- 11 021869R1
- 12 023217P1
- 13 034003R1
- 14 339678X1
- 15 034010R1
- 16 034004R1
- 17 037369R1
- 18 021881R1
- 19 021883R1
- 20 021877R1
- 21 021874R1
- 22 021875R1
- 23 021876R1
- 24 021833R1
- 25 049387R1
- 26 021832R1
- 27 021834R1
- 28 021835R1
- 29 034007R1
- 30 021940R1
- 31 021824R1
- 32 021825R1
- 33 021941R1
- 34 023219R1
- 35 023216P1

3,9  
3,8  
3,7  
3,6  
3,4  
3,2  
3,0  
2,8  
2,6  
2,4  
2,3  
2,2  
2,1  
2,0  
1,9  
1,8

[B]

[A]

## 1 ROLAMENTO

BEARI

COJINE

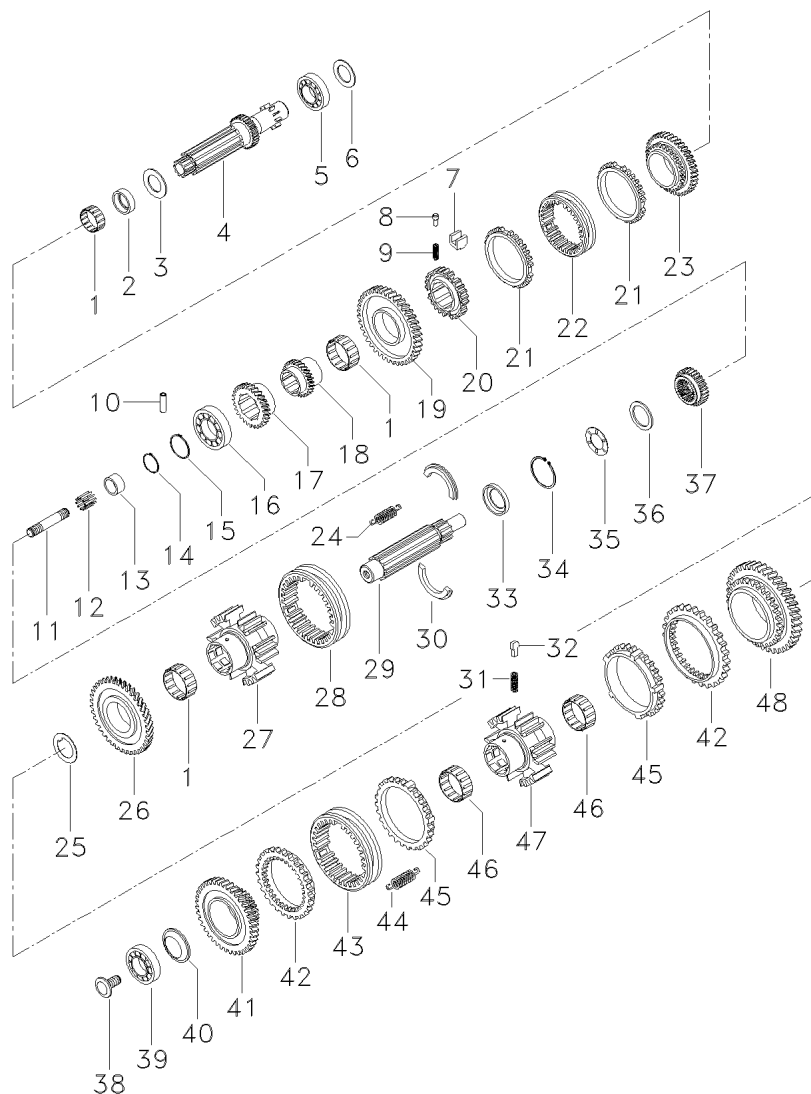
Q



Transmissão 12 Velocidades  
12 Speed Transmission  
Transmisión 12 Velocidades

Sincronizada  
Syncromesh  
Sincronizada

25-100



36	021843R1	3,40	X	CALÇO	SHIM	CALCE
36	021844R1	3,50	X	CALÇO	SHIM	CALCE
36	021845R1	3,60	X	CALÇO	SHIM	CALCE
36	021846R1	3,70	X	CALÇO	SHIM	CALCE
36	021847R1	3,80	X	CALÇO	SHIM	CALCE
36	021848R1	3,90	X	CALÇO	SHIM	CALCE
36	023116R1	4,00	X	CALÇO	SHIM	CALCE
36	021849R1	4,10	X	CALÇO	SHIM	CALCE
36	021850R1	4,20	X	CALÇO	SHIM	CALCE
36	021851R1	4,30	X	CALÇO	SHIM	CALCE
36	021852R1	4,40	X	CALÇO	SHIM	CALCE
36	021853R1	4,60	X	CALÇO	SHIM	CALCE
36	021854R1	4,80	X	CALÇO	SHIM	CALCE
36	021855R1	5,00	X	CALÇO	SHIM	CALCE
36	021856R1	5,05	X	CALÇO	SHIM	CALCE
36	021857R1	5,15	X	CALÇO	SHIM	CALCE
36	021858R1	5,20	X	CALÇO	SHIM	CALCE
36	021859R1	5,25	X	CALÇO	SHIM	CALCE
36	021860R1	5,35	X	CALÇO	SHIM	CALCE
36	021861R1	5,40	X	CALÇO	SHIM	CALCE
36	021862R1	5,50	X	CALÇO	SHIM	CALCE
36	021863R1	5,60	X	CALÇO	SHIM	CALCE
36	021864R1	5,80	X	CALÇO	SHIM	CALCE
36	021865R1	6,00	X	CALÇO	SHIM	CALCE
36	021866R1	6,20	X	CALÇO	SHIM	CALCE
37	021836R1		1	ENGRENAGEM	GEAR	ENGRANAJE
37	036236R1		1	LUVA	SLEEVE	MANCHA
38	021939R1		1	PARAFUSO	BOLT	PERNO
39	1440596X1		1	ROLAMENTO	BEARING	COJINETE
40	021937R1		1	ARRUELA	WASHER	ARANDELA
41	021935R1		1	ENGRENAGEM	GEAR	ENGRANAJE
42	021828R1		3	CORPO	BODY	CUERPO
43	021826R1		1	LUVA	SLEEVE	MANCHA
44	021822R1		3	MOLA	SPRING	RESORTE
45	021823R1		3	ANEL	RING	ARO
46	021827R1		2	ROLAMENTO	BEARING	COJINETE
47	021942R1		1	CORPO	BODY	CUERPO
48	050640R1		1	ENGRENAGEM	GEAR	ENGRANAJE

[B]

023087T1

[A] AXIAL  
AXIAL  
AXIAL

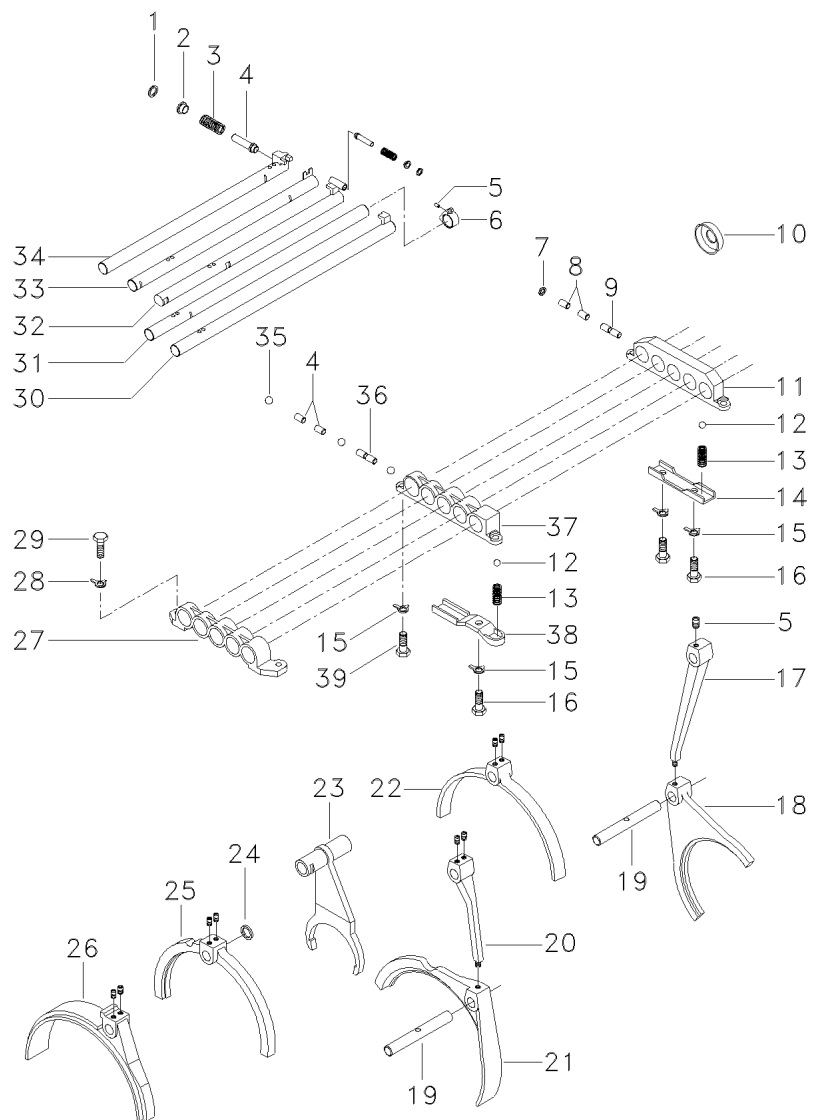
[B] ROLETES  
ROLLERS  
RODILLOS

[C] INTERMEDIÁRIO  
INTERMEDIARY  
INTERMEDIARIO

Transmissão 12 Velocidades  
12 Speed Transmission  
Transmisión 12 Velocidades

Sincronizada  
Syncromesh  
Sincronizada

25-105



- 1 3008261X1
- 2 023037R1
- 3 023038R1
- 4 023039R1
- 5 023030R1
- 6 023040R1
- 7 023194R1
- 8 023047R1
- 9 023048R1
- 10 023215R1
- 11 023035R1
- 12 023195P1
- 13 023046R1
- 14 023049R1
- 15 3002145X1
- 16 390379X1
- 17 023036R1
- 18 023057R1
- 19 023055R1
- 20 023031R1
- 21 023056R1
- 22 023034R1
- 23 023029R1
- 24 023198P1
- 24 023199P1
- 24 023200P1
- 24 023201R1
- 24 023202R1
- 24 023203R1
- 24 023204P1
- 25 023026R1
- 26 023023R1
- 27 023022R1
- 28 023197R1
- 29 339401X1
- 30 023025R1
- 31 023024R1
- 32 023032R1
- 33 023028R1
- 34 023033R1
- 35 023228R1
- 36 023051R1
- 37 023027R1
- 38 023050R1
- 39 023206R1

[A]  
Ø 10

0,2  
0,5  
1,0  
1,2  
1,4  
1,5  
2,0

[C]

Ø 8

[B]

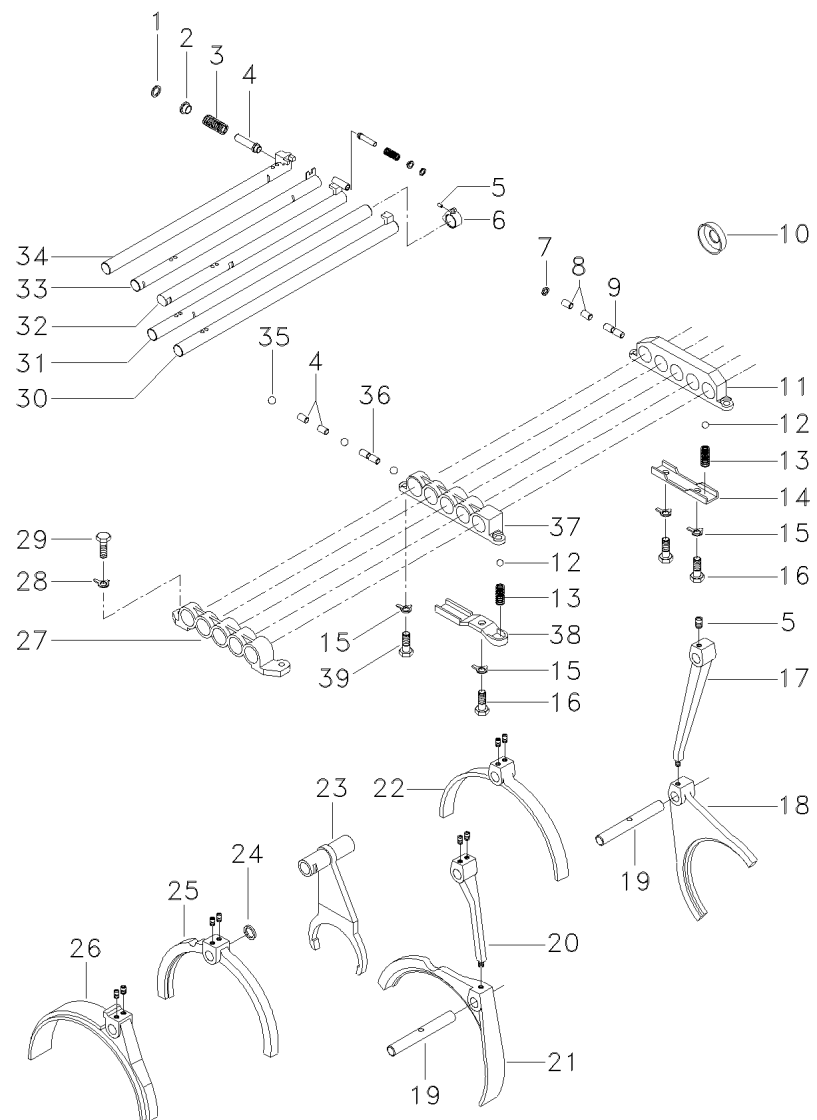
[A] SUPORTE HASTES - TRASEIRO  
ROD BRACKET - REAR  
SOPORTE VARILLAS - TRASERO

4 ANEL	RING	ARO
2 BUCHA	BUSH	CASQUILLO
2 MOLA	SPRING	RESORTE
2 PINO	PIN	PASADOR
14 PINO	PIN	PASADOR
1 SELETOR	SELECTOR	SELECTOR
1 ANEL	RING	ARO
4 PINO	PIN	PASADOR
1 PINO	PIN	PASADOR
1 DEFLETOR	DEFLECTOR	DEFLECTOR
1 SUPORTE	BRACKET	SOPORTE
6 ESFERA	BALL	BOLA
6 MOLA	SPRING	RESORTE
1 PLACA	PLATE	PLATO
4 ARRUELA	WASHER	ARANDELA
3 PARAFUSO	BOLT	PERNO
1 ALAVANCA	LEVER	PALANCA
1 GARFO	FORK	HORQUILLA
2 PINO	PIN	PASADOR
1 ALAVANCA	LEVER	PALANCA
1 GARFO	FORK	HORQUILLA
1 GARFO	FORK	HORQUILLA
1 GARFO	FORK	HORQUILLA
X CALÇO	SHIM	CALCE
X CALÇO	SHIM	CALCE
X CALÇO	SHIM	CALCE
X CALÇO	SHIM	CALCE
X CALÇO	SHIM	CALCE
X CALÇO	SHIM	CALCE
X CALÇO	SHIM	CALCE
1 GARFO	FORK	HORQUILLA
1 GARFO	FORK	HORQUILLA
1 SUPORTE	BRACKET	SOPORTE
5 ARRUELA	WASHER	ARANDELA
10 PARAFUSO	BOLT	PERNO
1 EIXO	SHAFT	ARBOL
1 EIXO	SHAFT	ARBOL
1 EIXO	SHAFT	ARBOL
1 EIXO	SHAFT	ARBOL
1 EIXO	SHAFT	ARBOL
3 ESFERA	BALL	BOLA
1 PINO	PIN	PASADOR
1 SUPORTE	BRACKET	SOPORTE
1 TAMPA	COVER	CUBIERTA
1 PARAFUSO	BOLT	PERNO

Transmissão 12 Velocidades  
12 Speed Transmission  
Transmisión 12 Velocidades

Sincronizada  
Syncromesh  
Sincronizada

25-105



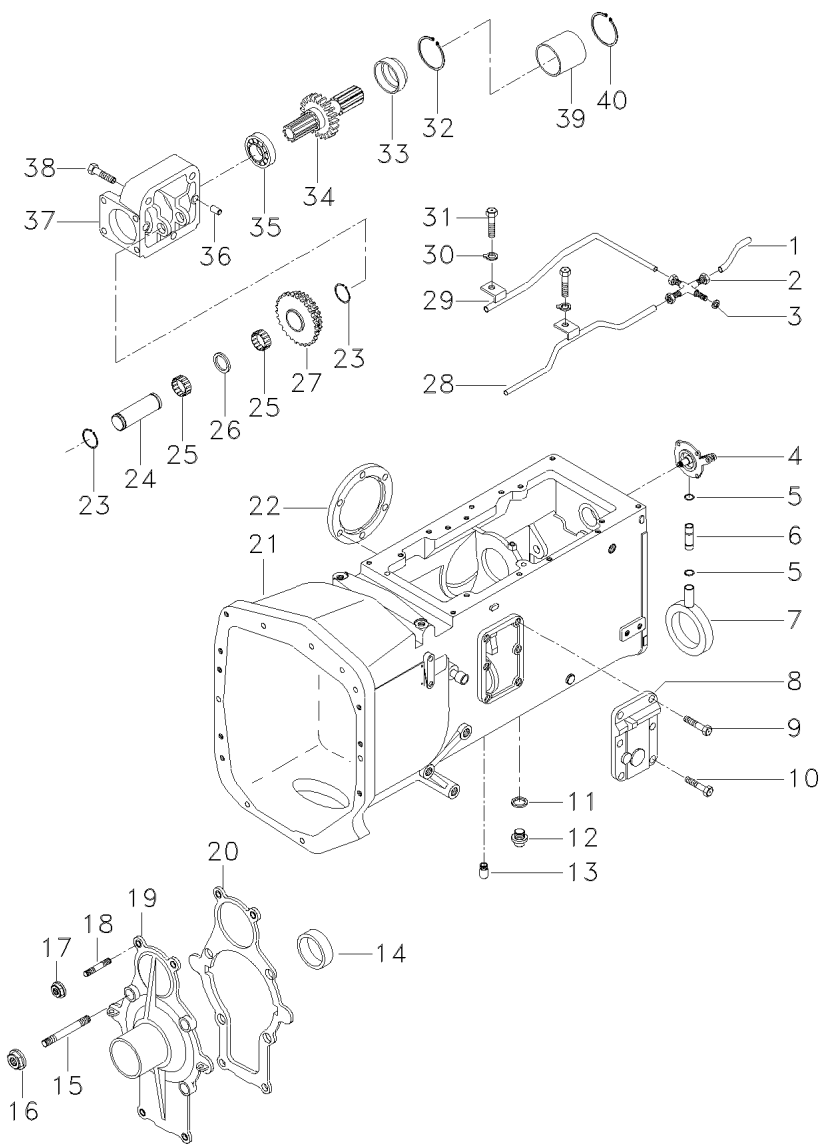
[B] SUPORTE HASTES - CENTRAL  
ROD BRACKET - CENTRAL  
SOPORTE VARILLAS - CENTRAL

[C] SUPORTE HASTES - DIANTEIRO  
ROD BRACKET - FRONTAL  
SOPORTE VARILLAS - DELANTERO

Transmissão 12 Velocidades  
12 Speed Transmission  
Transmision 12 Velocidades

Sincronizada  
Syncromesh  
Sincronizada

25-110



- 1 023054R1
- 2 023196R1
- 3 339526X1
- 4 021030P1
- 5 023218P1
- 6 021017P1
- 7 021034P1
- 8 021038P1
- 9 1442706X1
- 10 339451X1
- 11 391358X1
- 12 023066R1
- 13 023212R1
- 14 021945R1
- 15 390844X1
- 16 023207R1
- 17 023207R1
- 18 1443730X1
- 19 021044T1
- 20 021984R1
- 21 023679P2
- 22 021033P1
- 23 1440475X1
- 24 023205R1
- 25 023059R1
- 26 023064R1
- 27 038436R1
- 28 034009R1
- 29 034008R1
- 30 339680X1
- 31 391659X1
- 32 1440819X1
- 33 023063R1
- 34 038435R1
- 35 023061R1
- 36 023060R1
- 37 021042P1
- 38 391885X1
- 39 023065R1
- 40 6206132M1
- 40 1442446X1
- 40 1441711X1



[A]  
[A]

[A] COM FLUXO COMBINADO  
WITH COMBINED FLOW  
CON COMBINED FLOW

- |               |           |               |
|---------------|-----------|---------------|
| 1 TUBO        | PIPE      | CANO          |
| 1 CRUZETA     | SPIDER    | CRUCETA       |
| 1 ANEL        | RING      | ARO           |
| 1 FLANGE      | FLANGE    | PLETINA       |
| 4 ANEL "O"    | O RING    | JUNTA TORICA  |
| 1 TUBO        | PIPE      | CANO          |
| 1 ANEL        | RING      | ARO           |
| 1 TAMPA       | COVER     | CUBIERTA      |
| 8 PARAFUSO    | BOLT      | PERNO         |
| 4 PARAFUSO    | BOLT      | PERNO         |
| 1 ANEL "O"    | O RING    | JUNTA TORICA  |
| 1 BUJÃO       | PLUG      | TAPON         |
| 2 BUJÃO       | PLUG      | TAPON         |
| 1 RETENTOR    | SEAL      | RETEN         |
| 4 PRISIONEIRO | STUD      | ESPARRAGO     |
| 4 PORCA       | NUT       | TUERCA        |
| 4 PORCA       | NUT       | TUERCA        |
| 4 PRISIONEIRO | STUD      | ESPARRAGO     |
| 1 TAMPA       | COVER     | CUBIERTA      |
| 1 JUNTA       | GASKET    | EMPAQUETADURA |
| 1 CARÇAÇA     | HOUSING   | ALOJAMIENTO   |
| 1 TAMPA       | COVER     | CUBIERTA      |
| 2 ANEL TRAVA  | CIRCLIP   | CIRCULITO     |
| 2 PINO        | PIN       | PASADOR       |
| 2 ROLAMENTO   | BEARING   | COJINETE      |
| 1 ARRUELA     | WASHER    | ARANDELA      |
| 1 ENGRENAGEM  | GEAR      | ENGRANAJE     |
| 1 C.J. TUBO   | TUBE ASSY | CONJ.DE TUBO  |
| 1 C.J. TUBO   | TUBE ASSY | CONJ.DE TUBO  |
| 2 ARRUELA     | WASHER    | ARANDELA      |
| 2 PARAFUSO    | BOLT      | PERNO         |
| 1 ANEL TRAVA  | CIRCLIP   | CIRCULITO     |
| 1 BUCHA       | BUSH      | CASQUILLO     |
| 1 EIXO        | SHAFT     | ARBOL         |
| 2 ROLAMENTO   | BEARING   | COJINETE      |
| 1 PINO        | PIN       | PASADOR       |
| 1 CARÇAÇA     | HOUSING   | ALOJAMIENTO   |
| 3 PARAFUSO    | BOLT      | PERNO         |
| 1 BUCHA       | BUSH      | CASQUILLO     |
| 1 BUCHA       | BUSH      | CASQUILLO     |
| 1 ANEL TRAVA  | CIRCLIP   | CIRCULITO     |
| 1 ANEL TRAVA  | CIRCLIP   | CIRCULITO     |

Coifa  
Sealing  
Vedación

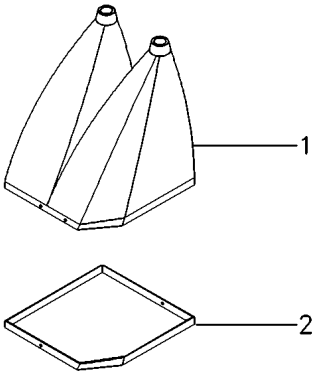
25-115

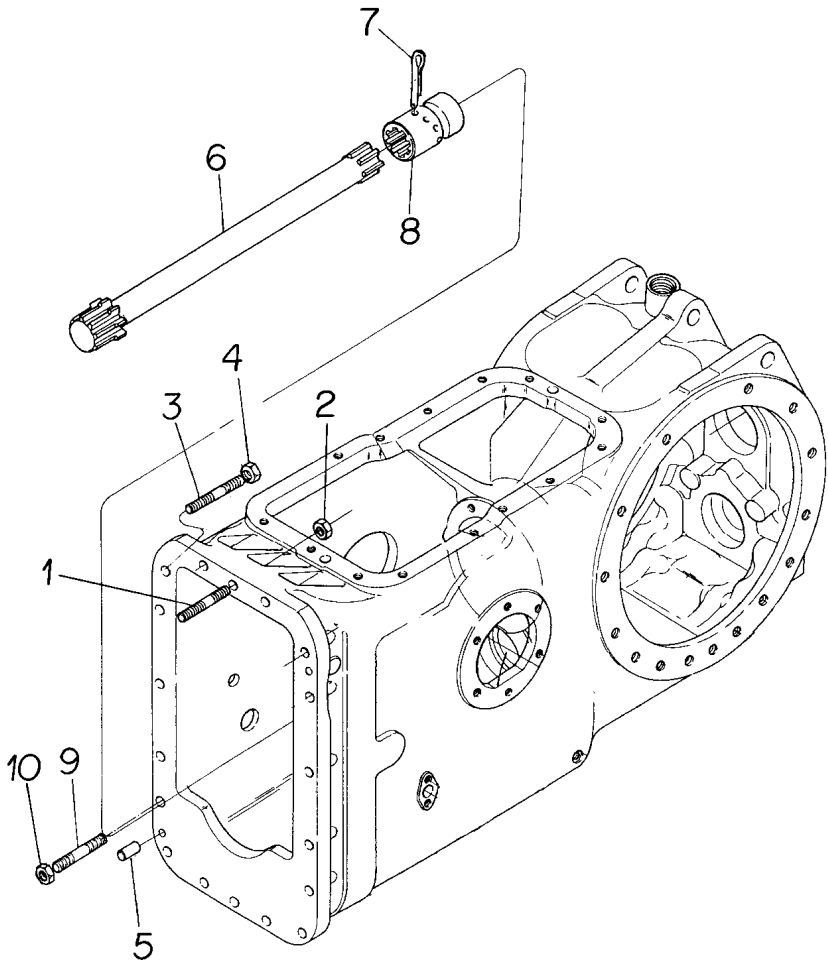
- 1 060005P1
- 2 060004P1

- 1 COIFA
- 1 ANEL

BELLOWS  
RING

FUELLE  
ARO





- 1 377591X1
- 2 069676T1
- 3 023494P1
- 4 377765X1
- 5 023495P1
- 6 020308P1
- 7 355342X1
- 8 1680189M1
- 9 023493P1
- 10 069676T1

- 3 PRISIONEIRO
- 3 PORCA
- 13 PRISIONEIRO
- 13 PORCA
- 2 PINO
- 1 EIXO
- 1 CUPILHA
- 1 LUVA
- 2 PRISIONEIRO
- 2 PORCA

- STUD
- NUT
- STUD
- NUT
- PIN
- SHAFT
- COTTER PIN
- SLEEVE
- STUD
- NUT

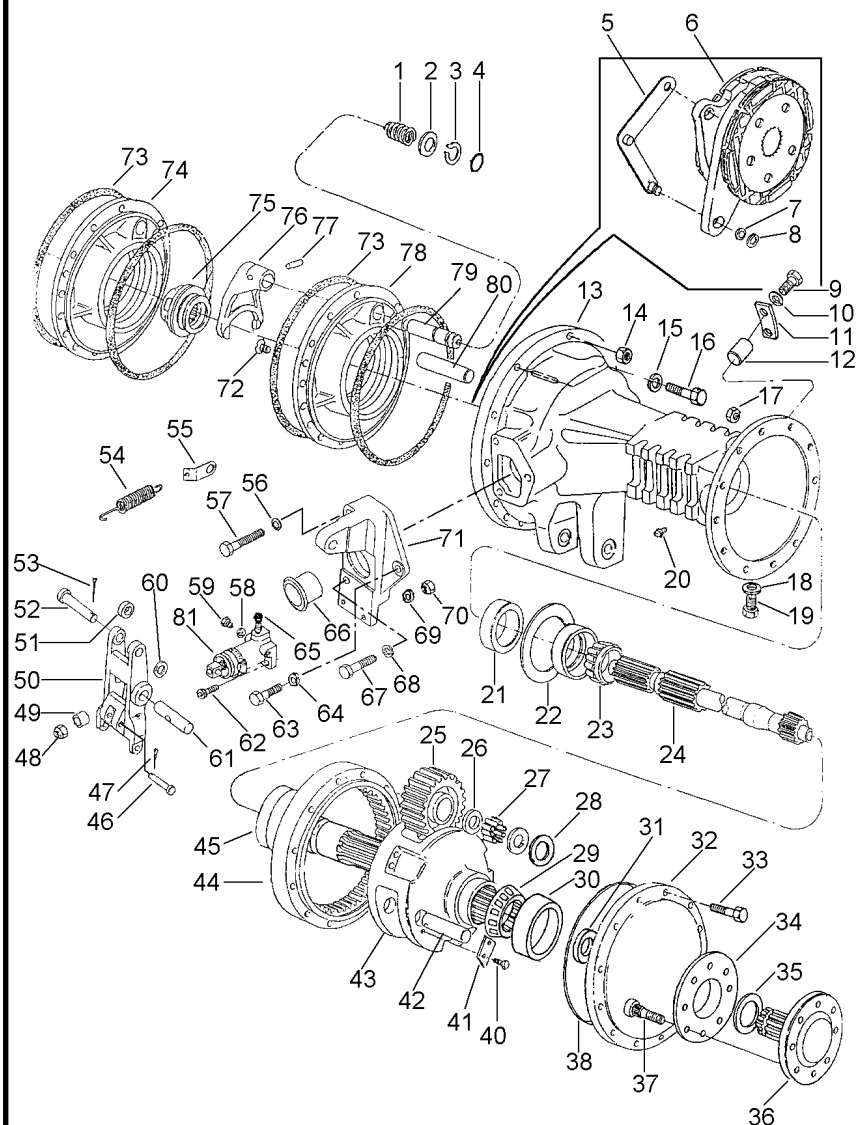
- ESPARRAGO
- TUERCA
- ESPARRAGO
- TUERCA
- PASADOR
- ARBOL
- PASADOR DOUBLE
- MANCHA
- ESPARRAGO
- TUERCA

**Eixo Traseiro E Diferencial**  
**Rear Axle And Diferential**  
**Aje Trasero E Diferencial**

**Sem Tdpi**  
**Without Ipto**  
**Sin Tdfl**

**30-15**

**Com Hydrotronic**  
**With Hydrotronic**  
**Con Hydrotronic**



- 1 906808M1
- 2 1864764M1
- 3 358950X1
- 4 851258M1
- 5 036591S1
- 5 036560S1
- 6 020905N1
- 7 829258M1
- 8 1440475X1
- 9 353677X1
- 10 353446X1
- 11 020925P1
- 12 1488046M1
- 13 041923P1
- 13 041924P1
- 14 363627X1
- 15 353439X1
- 16 354651X1
- 17 338600X1
- 18 180474M1
- 19 3409712M1
- 20 182099M91
- 21 1860954M1
- 22 042574P1
- 22 042575P1
- 22 042576P1
- 23 020902T1
- 24 041926P1
- 25 020940P1
- 26 020916P1
- 27 490016M1
- 28 1487072M2
- 29 3176506M91
- 30 3176506M91
- 31 022518P1
- 32 041913P1
- 33 338598X1
- 34 894756M1
- 35 1487077M1
- 36 051467P1
- 37 020928P1
- 38 1487082M1
- 40 3148503M2
- 41 3149278M1
- 42 020955P1
- 43 041915N1
- 44 020954P1
- 45 041917P1
- 46 363284X1
- 47 354041X1



30-140 No



30-100 No

- |                    |            |                  |
|--------------------|------------|------------------|
| 1 MOLA             | SPRING     | RESORTE          |
| 1 ARRUELA          | WASHER     | ARANDELA         |
| 1 ANEL TRAVA       | CIRCLIP    | CIRCULITO        |
| 1 ANEL "O"         | O RING     | JUNTA TORICA     |
| 1 ALAVANCA         | LEVER      | PALANCA          |
| 1 ALAVANCA         | LEVER      | PALANCA          |
| 2 CJ. FREIO        | KIT, BRAKE | FRENOS JUEGO     |
| 2 CALÇO            | SHIM       | CALCE            |
| 2 ANEL TRAVA       | CIRCLIP    | CIRCULITO        |
| 8 PARAFUSO         | BOLT       | PERNO            |
| 8 ARRUELA          | WASHER     | ARANDELA         |
| 4 BATENTE          | STOP       | PARO             |
| 4 PINO             | PIN        | PASADOR          |
| 1 CARCAÇA          | HOUSING    | ALOJAMIENTO      |
| 1 CARCAÇA          | HOUSING    | ALOJAMIENTO      |
| 22 PORCA           | NUT        | TUERCA           |
| 8 ARRUELA          | WASHER     | ARANDELA         |
| 8 PARAFUSO         | SCREW      | TORNILLO         |
| 24 PORCA           | NUT        | TUERCA           |
| 4 ARRUELA          | WASHER     | ARANDELA         |
| 4 BUJÃO            | PLUG       | TAPON            |
| 2 RESPIRO          | BREATHER   | RESPIRADERO      |
| 2 RETENTOR         | OIL SEAL   | BUJE RETENACEITE |
| X CALÇO            | SHIM       | CALCE            |
| X CALÇO            | SHIM       | CALCE            |
| X CALÇO            | SHIM       | CALCE            |
| 1 CONE             | CONE       | CONO             |
| 2 EIXO             | SHAFT      | ARBOL            |
| 6 ENGRENAGEM       | GEAR       | ENGRANAJE        |
| 18 ARRUELA         | WASHER     | ARANDELA         |
| 336 ROLETE         | ROLLER     | RODILLO          |
| 12 ARRUELA         | WASHER     | ARANDELA         |
| 4 ROLAMENTO        | BEARING    | COJINETE         |
| 4 ROLAMENTO        | BEARING    | COJINETE         |
| 2 RETENTOR         | SEAL       | RETEN            |
| 2 TAMPA            | COVER      | CUBIERTA         |
| 24 PARAFUSO        | BOLT       | PERNO            |
| 2 ESPAÇADOR        | SPACER     | PIEZA DISTANCIA  |
| 2 ANEL             | RING       | ARO              |
| 2 EIXO             | SHAFT      | ARBOL            |
| 16 PARAFUSO        | BOLT       | PERNO            |
| 2 ANEL "O"         | O RING     | JUNTA TORICA     |
| 12 PARAFUSO        | BOLT       | PERNO            |
| 6 CHAPA            | PLATE      | CHAPA            |
| 6 EIXO             | SHAFT      | ARBOL            |
| 2 PORTA ENGRENAGEM | CARRIER    | PORTADOR         |
| 2 COROA            | SPROCKET   | RUEDA DE CADENA  |
| 2 ENGRENAGEM       | GEAR       | ENGRANAJE        |
| 2 PINO             | PIN        | PASADOR          |
| 2 CUPILHA          | COTTER PIN | PASADOR DOUBLE   |

T0210063A

EH46Z003

C068002 E02 (1)

10/04

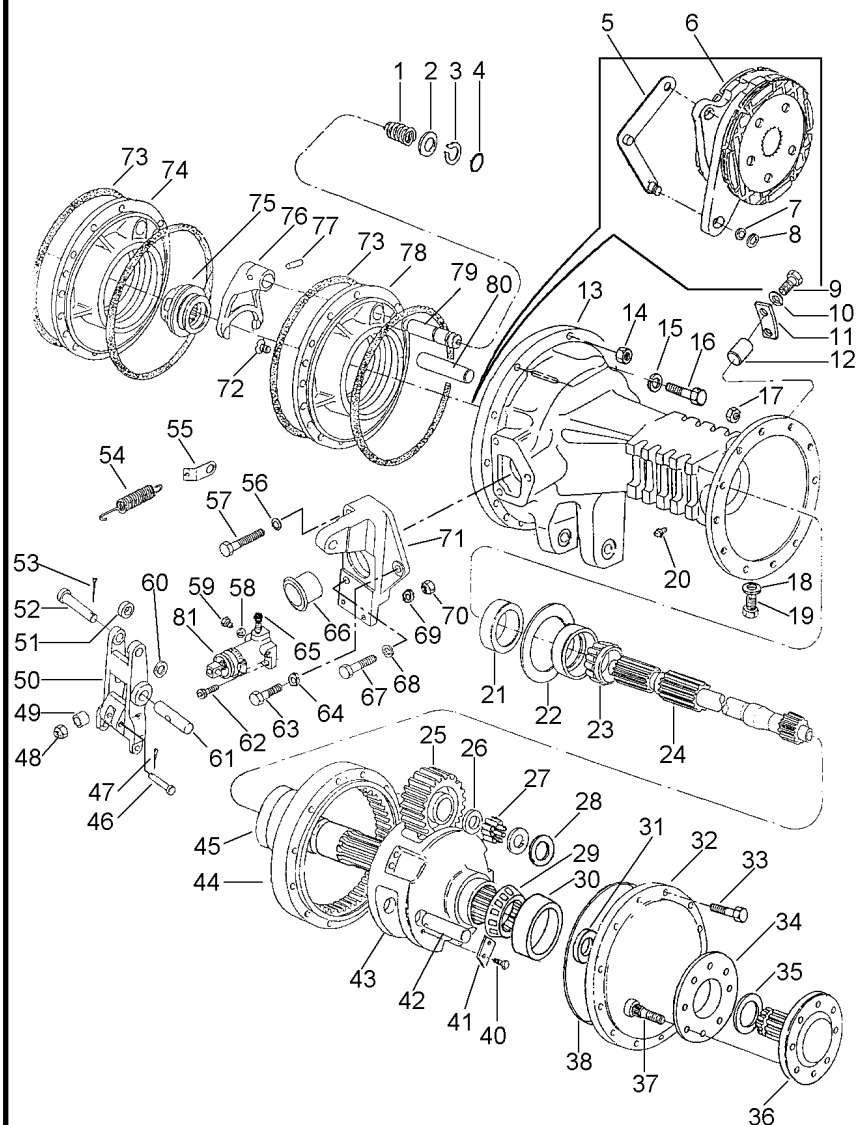
30-15

**Eixo Traseiro E Diferencial**  
**Rear Axle And Diferential**  
**Aje Trasero E Diferencial**

**Sem Tdpi**  
**Without Ipto**  
**Sin Tdfr**

**30-15**

**Com Hydrotronic**  
**With Hydrotronic**  
**Con Hydrotronic**



- 48 330797X1
- 49 1865002M1
- 50 023327P1
- 51 020894P1
- 52 021464P1
- 53 354059X1
- 54 184171M1
- 55 020924P1
- 56 353434X1
- 58 1440993X1
- 59 021349P1
- 60 353757X1
- 61 020895P1
- 62 353508X1
- 63 353691X1
- 64 353434X1
- 65 023473P1
- 66 1860959M1
- 67 353897X1
- 68 353434X1
- 69 353441X1
- 70 353918X1
- 71 023461N1
- 71 023462N1
- 72 034013P1
- 73 1860838M2
- 74 020931P1
- 75 897003M3
- 76 906807M1
- 77 420407M1
- 78 020932P1
- 79 020943P1
- 80 020942P1
- 81 020543T1

- ▶ 30-105 No
- ▶ 30-110 No
- ▶ 70-10 No

- 2 PORCA
- 2 ESPAÇADOR
- 2 ACIONADOR
- 2 ESPAÇADOR
- 2 PINO
- 2 CONTRAPINO
- 2 MOLA
- 2 SUPORTE
- 2 ARRUELA
- 2 ANEL
- 2 BUJÃO
- 2 ARRUELA
- 2 PINO
- 4 PARAFUSO
- 2 PARAFUSO
- 2 ARRUELA
- 2 TAMPÃO
- 2 CAPA
- 2 PARAFUSO
- 2 ARRUELA
- 4 ARRUELA
- 4 PORCA
- 1 SUPORTE
- 1 SUPORTE
- 4 PARAFUSO
- 4 ANEL "O"
- 1 PLACA
- 1 LUVA
- 1 GARFO
- 1 PINO
- 1 PLACA
- 1 EIXO
- 2 EIXO
- 2 CILINDRO

- NUT
- SPACER
- DRIVE
- SPACER
- PIN
- DOWEL
- SPRING
- BRACKET
- WASHER
- RING
- PLUG
- WASHER
- PIN
- BOLT
- BOLT
- WASHER
- PAD
- CAP
- BOLT
- WASHER
- WASHER
- NUT
- BRACKET
- BRACKET
- BOLT
- O RING
- PLATE
- SLEEVE
- FORK
- PIN
- PLATE
- SHAFT
- SHAFT
- CYLINDER

- TUERCA
- PIEZA DISTANCIA
- TRASMISION
- PIEZA DISTANCIA
- PASADOR
- CENTRAJE
- RESORTE
- SOPORTE
- ARANDELA
- ARO
- TAPON
- ARANDELA
- PASADOR
- PERNO
- PERNO
- ARANDELA
- ALMOHADILLA
- TAPA
- PERNO
- ARANDELA
- ARANDELA
- TUERCA
- SOPORTE
- SOPORTE
- PERNO
- JUNTA TORICA
- PLATO
- MANCHA
- HORQUILLA
- PASADOR
- PLATO
- ARBOL
- ARBOL
- CILINDRO

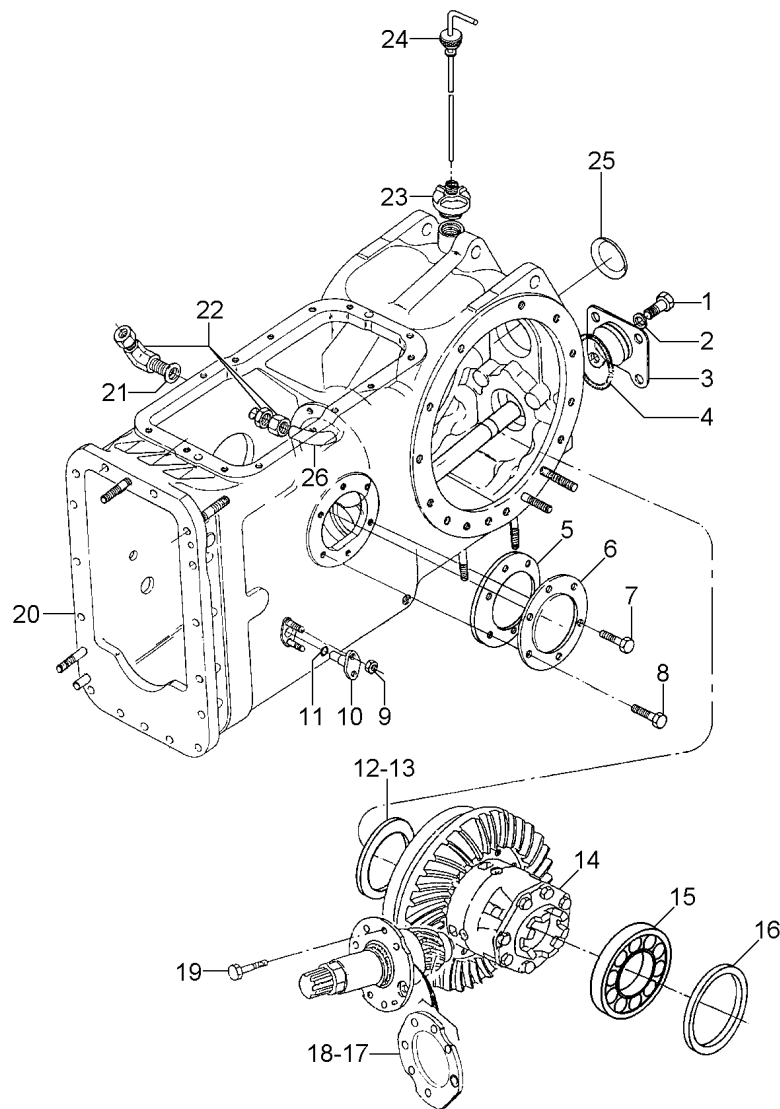


**Eixo Traseiro E Diferencial**  
**Rear Axle And Differential**  
**Aje Trasero E Diferencial**

**Sem Tdpi**  
**Without Ipto**  
**Sin Tdfi**

**30-20**

**Com Hydrotronic**  
**With Hydrotronic**  
**Con Hydrotronic**



- 1 353726X1
- 2 353433X1
- 3 023642S1
- 4 359103X1
- 5 181217M1
- 6 489190M1
- 7 353698X1
- 8 353698X1
- 9 353916X1
- 10 898643M1
- 11 851258M1
- 12 023653P1
- 12 023654P1
- 12 023655P1
- 13 023634P1
- 13 023635P1
- 14 020953N2
- 15 1850909M91
- 16 023662P1
- 16 023663P1
- 16 023664P1
- 16 023665P1
- 16 023666P1
- 17 023657P1
- 17 023658P1
- 18 023637P1
- 18 023638P1
- 18 023656P1
- 19 020920P1
- 20 037074N1
- 21 390855X1
- 22 020927P1
- 23 020908N1
- 24 020912N1
- 25 023639P1
- 26 020896P1

7/16" - 14X1"

- ▲ 0,15
- ▲ 0,20
- ▲ 0,25
- ▲ 0,50
- ▲ 1,00
- 👁 30-115 No
- ▲ 0,15
- ▲ 0,20
- ▲ 0,25
- ▲ 0,50
- ▲ 1,00
- ▲ 0,20
- ▲ 0,25
- ▲ 0,50
- ▲ 1,00
- ▲ 0,15

👁 30-120 No

👁 30-125 No

👁 30-130 No

- 4 PARAFUSO
- 4 ARRUELA
- 1 TAMPA
- 1 ANEL "O"
- 1 JUNTA
- 2 TAMPA
- 4 PARAFUSO
- 2 PARAFUSO
- 4 PORCA
- 2 PINO
- 2 ANEL "O"
- X CALÇO
- X CALÇO
- X CALÇO
- X CALÇO
- X CALÇO
- 1 CJ. PINHÃO
- 1 CJ. ROLAMENTO
- X CALÇO
- X CALÇO
- X CALÇO
- X CALÇO
- X CALÇO
- X CALÇO
- X CALÇO
- X CALÇO
- X CALÇO
- X CALÇO
- X CALÇO
- X CALÇO
- 6 PARAFUSO
- 1 CJ. CARCAÇA
- 1 ARRUELA
- 1 CONEXÃO
- 1 CJ. TAMPA
- 1 CJ. VARETA
- 1 BUJÃO
- 1 TUBO

- BOLT
- WASHER
- COVER
- O RING
- GASKET
- COVER
- BOLT
- BOLT
- NUT
- PIN
- O RING
- SHIM
- SHIM
- SHIM
- SHIM
- SHIM
- KIT, PINION
- BEARING ASSY
- SHIM
- SHIM
- SHIM
- SHIM
- SHIM
- SHIM
- SHIM
- SHIM
- SHIM
- SHIM
- SHIM
- BOLT
- HOUSE ASSY
- WASHER
- CONNECTION
- KIT, COVER
- KIT, DIPSTICK
- PLUG
- PIPE

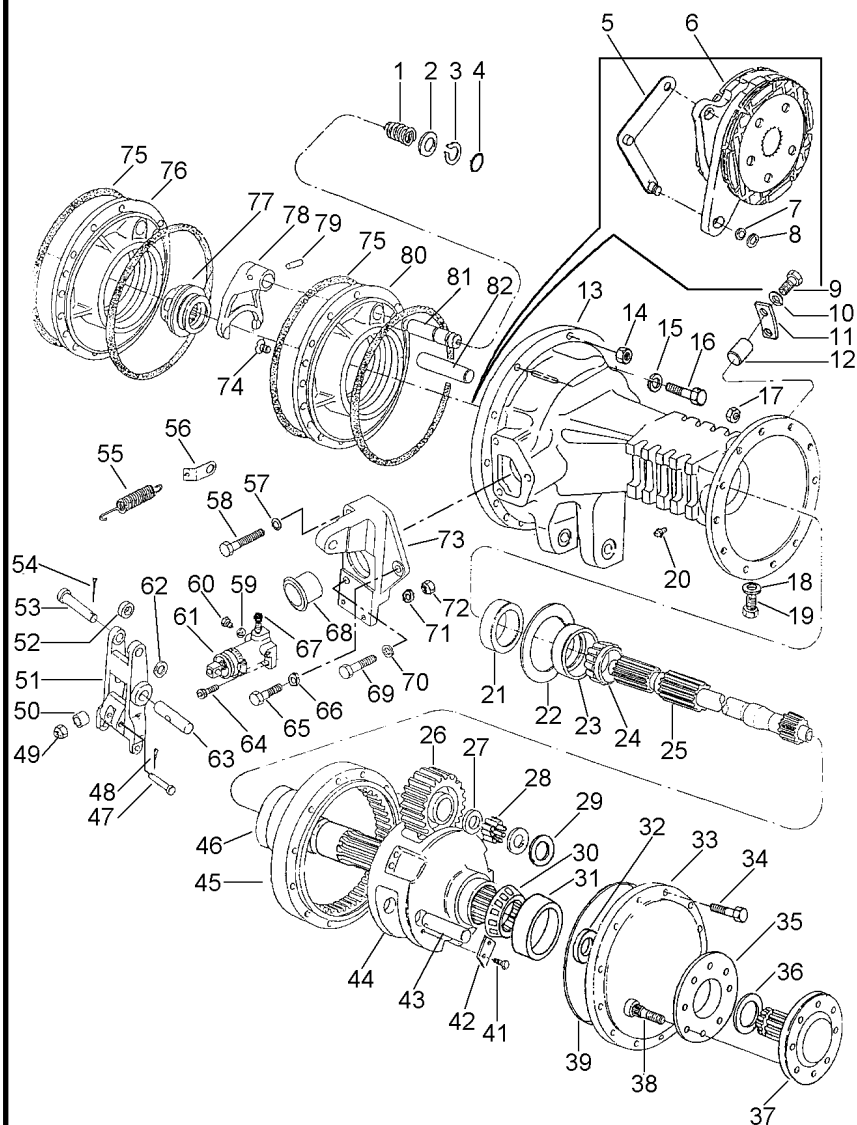
- PERNO
- ARANDELA
- CUBIERTA
- JUNTA TORICA
- EMPAQUETADURA.
- CUBIERTA
- PERNO
- PERNO
- TUERCA
- PASADOR
- JUNTA TORICA
- CALCE
- CALCE
- CALCE
- CALCE
- CALCE
- CALCE
- PINONES JUEGO
- RODAMIENTO RAD
- CALCE
- CALCE
- CALCE
- CALCE
- CALCE
- CALCE
- CALCE
- CALCE
- CALCE
- CALCE
- CALCE
- PERNO
- CONJ. CARTER
- ARANDELA
- CONEXION
- JUEGO DE TAPA
- JGO.REGLA.NIVEL
- TAPON
- CANO

**Eixo Traseiro E Diferencial**  
**Rear Axle And Differential**  
**Aje Trasero E Diferencial**

**Tdpi 1000 Rpm**  
**lpto 1000 Rpm**  
**Tdfi 1000 Rpm**

**30-25**

**Com Cabina / Com Hydrotronic**  
**With Cab / With Hydrotronic**  
**Con Cabina / Con Hydrotronic**



- 1 906808M1
- 2 1864764M1
- 3 358950X1
- 4 851258M1
- 5 036591S1
- 5 036560S1
- 6 020905N1
- 7 829258M1
- 8 1440475X1
- 9 353677X1
- 10 353446X1
- 11 020925P1
- 12 1488046M1
- 13 041923P1
- 13 041924P1
- 14 363627X1
- 15 353439X1
- 16 354651X1
- 17 338600X1
- 18 180474M1
- 19 3409712M1
- 20 182099M91
- 21 1860954M1
- 22 042576P1
- 22 042575P1
- 22 042574P1
- 23 020904T1
- 24 020902T1
- 25 041926P1
- 26 020940P1
- 27 020916P1
- 28 490016M1
- 29 1487072M2
- 30 3176506M91
- 31 3176506M91
- 32 022518P1
- 33 041913P1
- 34 338598X1
- 35 894756M1
- 36 1487077M1
- 37 051467P1
- 38 020928P1
- 39 1487082M1
- 41 3148503M2
- 42 3149278M1
- 43 020955P1
- 44 041915N1
- 45 020954P1
- 46 041917P1
- 47 363284X1



30-140 No



30-100 No

- |                    |             |                  |
|--------------------|-------------|------------------|
| 1 MOLA             | SPRING      | RESORTE          |
| 1 ARRUELA          | WASHER      | ARANDELA         |
| 1 ANEL TRAVA       | CIRCLIP     | CIRCULITO        |
| 1 ANEL "O"         | O RING      | JUNTA TORICA     |
| 1 ALAVANCA         | LEVER       | PALANCA          |
| 1 ALAVANCA         | LEVER       | PALANCA          |
| 2 CJ. FREIO        | KIT, BRAKE  | FRENOS JUEGO     |
| 2 CALÇO            | SHIM        | CALCE            |
| 2 ANEL TRAVA       | CIRCLIP     | CIRCULITO        |
| 8 PARAFUSO         | BOLT        | PERNO            |
| 8 ARRUELA          | WASHER      | ARANDELA         |
| 4 BATENTE          | STOP        | PARO             |
| 4 PINO             | PIN         | PASADOR          |
| 1 CARCAÇA          | HOUSING     | ALOJAMIENTO      |
| 1 CARCAÇA          | HOUSING     | ALOJAMIENTO      |
| 22 PORCA           | NUT         | TUERCA           |
| 8 ARRUELA          | WASHER      | ARANDELA         |
| 8 PARAFUSO         | SCREW       | TORNILLO         |
| 24 PORCA           | NUT         | TUERCA           |
| 4 ARRUELA          | WASHER      | ARANDELA         |
| 4 BUJÃO            | PLUG        | TAPON            |
| 2 RESPIRO          | BREATHER    | RESPIRADERO      |
| 2 RETENTOR         | OIL SEAL    | BUJE RETENACEITE |
| X CALÇO            | SHIM        | CALCE            |
| X CALÇO            | SHIM        | CALCE            |
| X CALÇO            | SHIM        | CALCE            |
| 1 CAPA ROLAMENTO   | BEARING CAP | TAPA DE COJINETE |
| 1 CONE             | CONE        | CONO             |
| 2 EIXO             | SHAFT       | ARBOL            |
| 6 ENGRENAGEM       | GEAR        | ENGRANAJE        |
| 18 ARRUELA         | WASHER      | ARANDELA         |
| 336 ROLETE         | ROLLER      | RODILLO          |
| 12 ARRUELA         | WASHER      | ARANDELA         |
| 4 ROLAMENTO        | BEARING     | COJINETE         |
| 4 ROLAMENTO        | BEARING     | COJINETE         |
| 2 RETENTOR         | SEAL        | REten            |
| 2 TAMPA            | COVER       | CUBIERTA         |
| 24 PARAFUSO        | BOLT        | PERNO            |
| 2 ESPAÇADOR        | SPACER      | PIEZA DISTANCIA  |
| 2 ANEL             | RING        | ARO              |
| 2 EIXO             | SHAFT       | ARBOL            |
| 16 PARAFUSO        | BOLT        | PERNO            |
| 2 ANEL "O"         | O RING      | JUNTA TORICA     |
| 12 PARAFUSO        | BOLT        | PERNO            |
| 6 CHAPA            | PLATE       | CHAPA            |
| 6 EIXO             | SHAFT       | ARBOL            |
| 2 PORTA ENGRENAGEM | CARRIER     | PORTADOR         |
| 2 COROA            | SPROCKET    | RUEDA DE CADENA  |
| 2 ENGRENAGEM       | GEAR        | ENGRANAJE        |
| 2 PINO             | PIN         | PASADOR          |

T0210064A

EH48Z004

C068002 E02 (1)

10/04

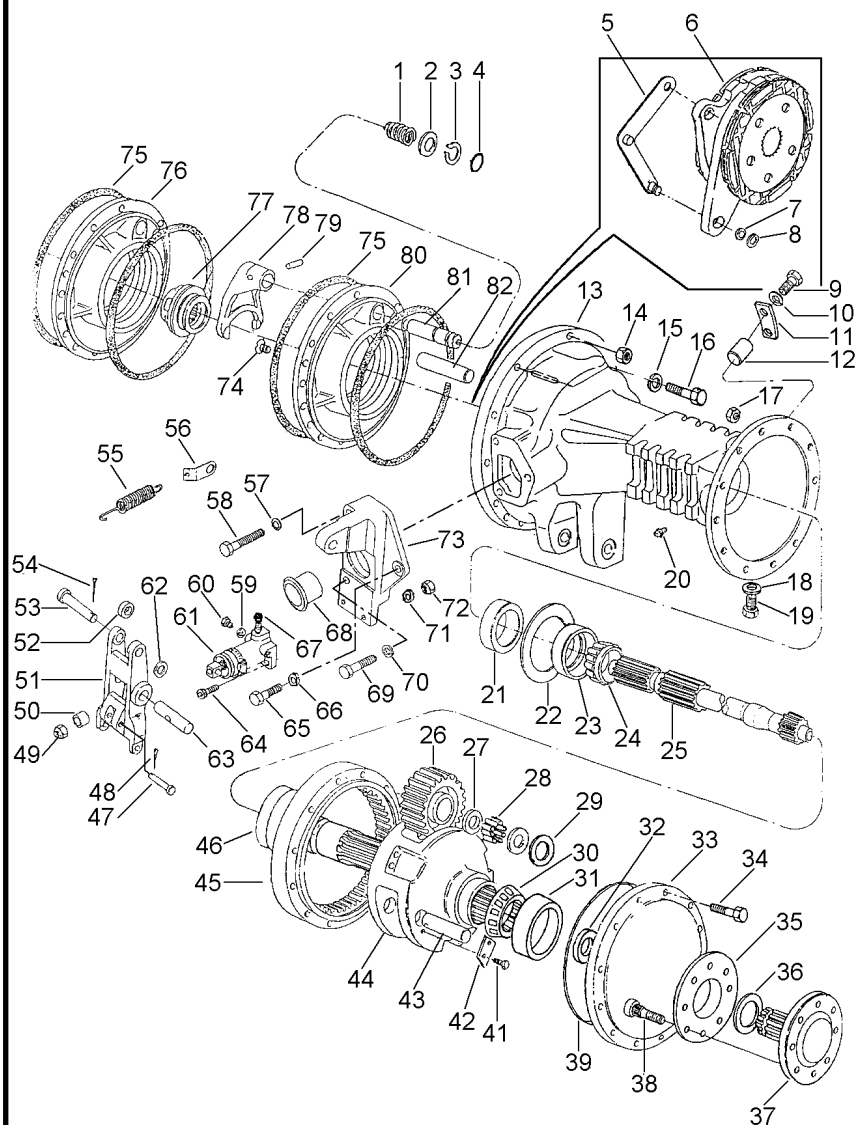
30-25

**Eixo Traseiro E Diferencial**  
**Rear Axle And Differential**  
**Aje Trasero E Diferencial**

**Tdpi 1000 Rpm**  
**Ipto 1000 Rpm**  
**Tdfi 1000 Rpm**

**30-25**

**Com Cabina / Com Hydrotronic**  
**With Cab / With Hydrotronic**  
**Con Cabina / Con Hydrotronic**



- 48 354041X1
- 49 330797X1
- 50 1865002M1
- 51 023327P1
- 52 020894P1
- 53 021464P1
- 54 354059X1
- 55 184171M1
- 56 020924P1
- 57 353434X1
- 58 353898X1
- 59 1440993X1
- 60 021349P1
- 61 020543T1
- 62 353757X1
- 63 020895P1
- 64 353508X1
- 65 353691X1
- 66 353434X1
- 67 023473P1
- 68 1860959M1
- 69 353897X1
- 70 353434X1
- 71 353441X1
- 72 353918X1
- 73 023461N1
- 73 023462N1
- 74 034013P1
- 75 1860838M2
- 76 020931P1
- 77 897003M3
- 78 906807M1
- 79 420407M1
- 80 020932P1
- 81 020943P1
- 82 020942P1

70-10 No

30-105 No

30-110 No

- 2 CUPILHA
- 2 PORCA
- 2 ESPAÇADOR
- 2 ACIONADOR
- 2 ESPAÇADOR
- 2 PINO
- 2 CONTRAPINO
- 2 MOLA
- 2 SUPORTE
- 2 ARRUELA
- 2 PARAFUSO
- 2 ANEL
- 2 BUJÃO
- 2 CILINDRO
- 2 ARRUELA
- 2 PINO
- 4 PARAFUSO
- 2 PARAFUSO
- 2 ARRUELA
- 2 TAMPÃO
- 2 CAPA
- 2 PARAFUSO
- 2 ARRUELA
- 4 ARRUELA
- 4 PORCA
- 1 SUPORTE
- 1 SUPORTE
- 4 PARAFUSO
- 4 ANEL "O"
- 1 PLACA
- 1 LUVA
- 1 GARFO
- 1 PINO
- 1 PLACA
- 1 EIXO
- 2 EIXO

- COTTER PIN
- NUT
- SPACER
- DRIVE
- SPACER
- PIN
- DOWEL
- SPRING
- BRACKET
- WASHER
- BOLT
- RING
- PLUG
- CYLINDER
- WASHER
- PIN
- BOLT
- BOLT
- WASHER
- PAD
- CAP
- BOLT
- WASHER
- WASHER
- NUT
- BRACKET
- BRACKET
- BOLT
- O RING
- PLATE
- SLEEVE
- FORK
- PIN
- PLATE
- SHAFT
- SHAFT

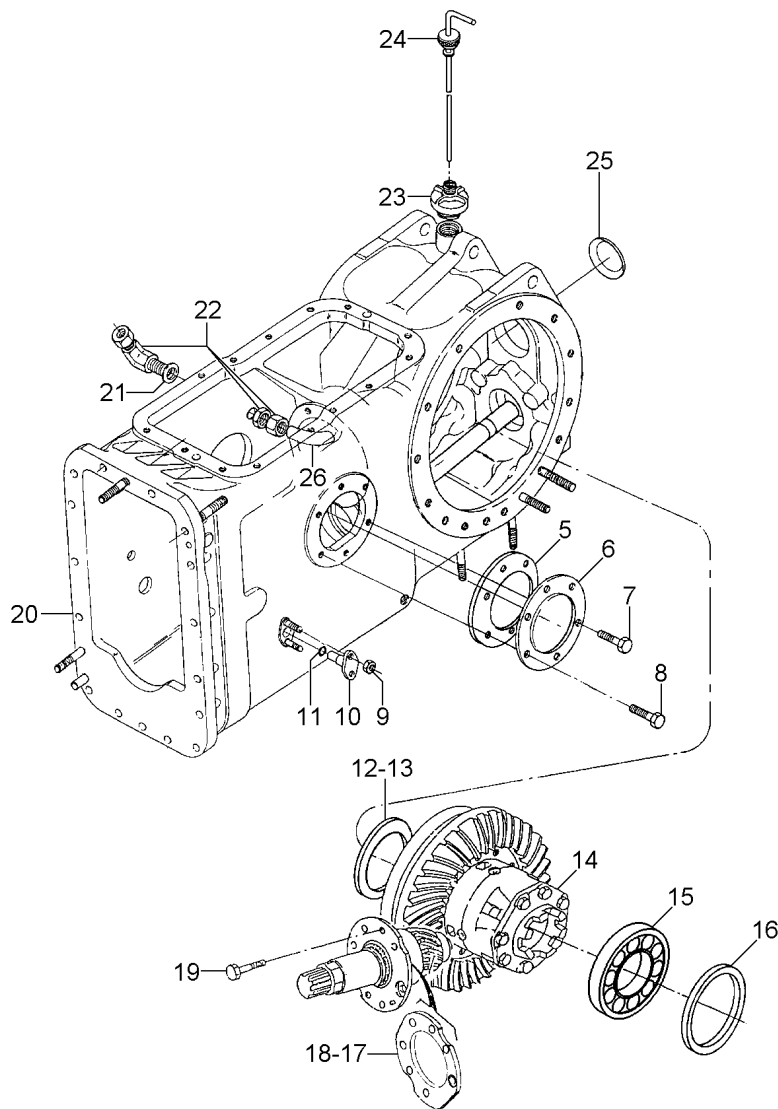
- PASADOR DOUBLE
- TUERCA
- PIEZA DISTANCIA
- TRASMISION
- PIEZA DISTANCIA
- PASADOR
- CENTRAJE
- RESORTE
- SOPORTE
- ARANDELA
- PERNO
- ARO
- TAPON
- CILINDRO
- ARANDELA
- PASADOR
- PERNO
- PERNO
- ARANDELA
- ALMOHADILLA
- TAPA
- PERNO
- ARANDELA
- ARANDELA
- TUERCA
- SOPORTE
- SOPORTE
- PERNO
- JUNTA TORICA
- PLATO
- MANCHA
- HORQUILLA
- PASADOR
- PLATO
- ARBOL
- ARBOL

**Eixo Traseiro E Diferencial**  
**Rear Axle And Differential**  
**Aje Trasero E Diferencial**

**Tdpi 1000 Rpm**  
**lpto 1000 Rpm**  
**Tdfi 1000 Rpm**

**30-30**

**Com Cabina / Com Hydrotronic**  
**With Cab / With Hydrotronic**  
**Con Cabina / Con Hydrotronic**



- 5 181217M1
- 6 489190M1
- 7 353698X1
- 8 353700X1
- 9 353916X1
- 10 898643M1
- 11 851258M1
- 12 023653P1
- 12 023654P1
- 12 023655P1
- 13 023634P1
- 13 023635P1
- 14 020953N2
- 15 1850909M91
- 16 023662P1
- 16 023663P1
- 16 023664P1
- 16 023665P1
- 16 023666P1
- 17 023657P1
- 17 023658P1
- 18 023637P1
- 18 023638P1
- 18 023656P1
- 19 020920P1
- 20 037074N1
- 21 390855X1
- 22 020927P1
- 23 020908N1
- 24 020912N1
- 25 023639P1
- 26 020896P1

7/16" - 14X1"

0,15

0,20

0,25

0,50

1,00

30-115 No

0,15

0,20

0,25

0,50

1,00

0,20

0,25

0,50

1,00

0,15

30-120 No

30-125 No

30-130 No

- 1 JUNTA
- 1 TAMPA
- 4 PARAFUSO
- 2 PARAFUSO
- 4 PORCA
- 2 PINO
- 2 ANEL "O"
- X CALÇO
- X CALÇO
- X CALÇO
- X CALÇO
- X CALÇO
- 1 CJ. PINHÃO
- 1 CJ. ROLAMENTO
- X CALÇO
- X CALÇO
- X CALÇO
- X CALÇO
- X CALÇO
- X CALÇO
- X CALÇO
- X CALÇO
- X CALÇO
- X CALÇO
- X CALÇO
- X CALÇO
- X CALÇO
- X CALÇO
- X CALÇO
- 6 PARAFUSO
- 1 CJ. CARÇAÇA
- 1 ARRUELA
- 1 CONEXÃO
- 1 CJ. TAMPA
- 1 CJ. VARETA
- 1 BUJÃO
- 1 TUBO

- GASKET
- COVER
- BOLT
- BOLT
- NUT
- PIN
- O RING
- SHIM
- SHIM
- SHIM
- SHIM
- SHIM
- KIT, PINION
- BEARING ASSY
- SHIM
- SHIM
- SHIM
- SHIM
- SHIM
- SHIM
- SHIM
- SHIM
- SHIM
- SHIM
- SHIM
- SHIM
- SHIM
- SHIM
- SHIM
- BOLT
- HOUSE ASSY
- WASHER
- CONNECTION
- KIT, COVER
- KIT, DIPSTICK
- PLUG
- PIPE

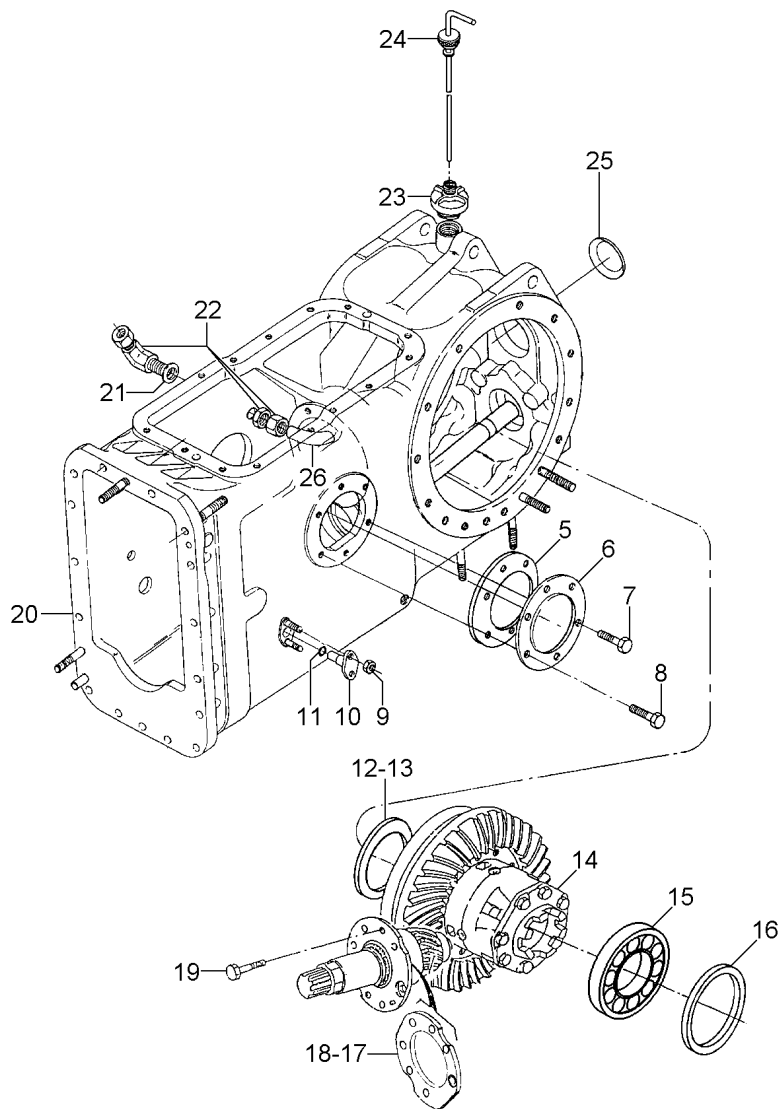
- EMPAQUETADURA.
- CUBIERTA
- PERNO
- PERNO
- TUERCA
- PASADOR
- JUNTA TORICA
- CALCE
- CALCE
- CALCE
- CALCE
- CALCE
- CALCE
- PINONES JUEGO
- RODAMIENTO RAD
- CALCE
- CALCE
- CALCE
- CALCE
- CALCE
- CALCE
- CALCE
- CALCE
- CALCE
- CALCE
- CALCE
- CALCE
- CALCE
- CALCE
- CALCE
- CONJ. CARTER
- ARANDELA
- CONEXION
- JUEGO DE TAPA
- JGO.REGLA.NIVEL
- TAPON
- CANO

Eixo Traseiro E Diferencial  
Rear Axle And Differential  
Aje Trasero E Diferencial

Tdpi 540/1000 Rpm  
Ipto 540/1000 Rpm  
Tdft 540/1000 Rpm

30-35

Com Hydrotronic  
With Hydrotronic  
Con Hydrotronic



- 5 181217M1
- 6 489190M1
- 7 353698X1
- 8 353700X1
- 9 353916X1
- 10 898643M1
- 11 851258M1
- 12 023653P1
- 12 023654P1
- 12 023655P1
- 13 023634P1
- 13 023635P1
- 14 020953N2
- 15 1850909M91
- 16 023662P1
- 16 023663P1
- 16 023664P1
- 16 023665P1
- 16 023666P1
- 17 023657P1
- 17 023658P1
- 18 023637P1
- 18 023638P1
- 18 023656P1
- 19 020920P1
- 20 037074N1
- 21 390855X1
- 22 020927P1
- 23 020908N1
- 24 020912N1
- 25 023639P1
- 26 020896P1

7/16" - 14X1"

0,15

0,20

0,25

0,50

1,00

30-115 No

0,15

0,20

0,25

0,50

1,00

0,20

0,25

0,50

1,00

0,15

30-120 No

30-125 No

30-130 No

- 1 JUNTA
- 1 TAMPA
- 4 PARAFUSO
- 2 PARAFUSO
- 4 PORCA
- 2 PINO
- 2 ANEL "O"
- X CALÇO
- X CALÇO
- X CALÇO
- X CALÇO
- X CALÇO
- 1 CJ. PINHÃO
- 1 CJ. ROLAMENTO
- X CALÇO
- X CALÇO
- X CALÇO
- X CALÇO
- X CALÇO
- X CALÇO
- X CALÇO
- X CALÇO
- X CALÇO
- X CALÇO
- X CALÇO
- X CALÇO
- X CALÇO
- X CALÇO
- X CALÇO
- X CALÇO
- 6 PARAFUSO
- 1 CJ. CARÇAÇA
- 1 ARRUELA
- 1 CONEXÃO
- 1 CJ. TAMPA
- 1 CJ. VARETA
- 1 BUJÃO
- 1 TUBO

- GASKET
- COVER
- BOLT
- BOLT
- NUT
- PIN
- O RING
- SHIM
- SHIM
- SHIM
- SHIM
- SHIM
- KIT, PINION
- BEARING ASSY
- SHIM
- SHIM
- SHIM
- SHIM
- SHIM
- SHIM
- SHIM
- SHIM
- SHIM
- SHIM
- SHIM
- SHIM
- SHIM
- SHIM
- SHIM
- SHIM
- BOLT
- HOUSE ASSY
- WASHER
- CONNECTION
- KIT, COVER
- KIT, DIPSTICK
- PLUG
- PIPE

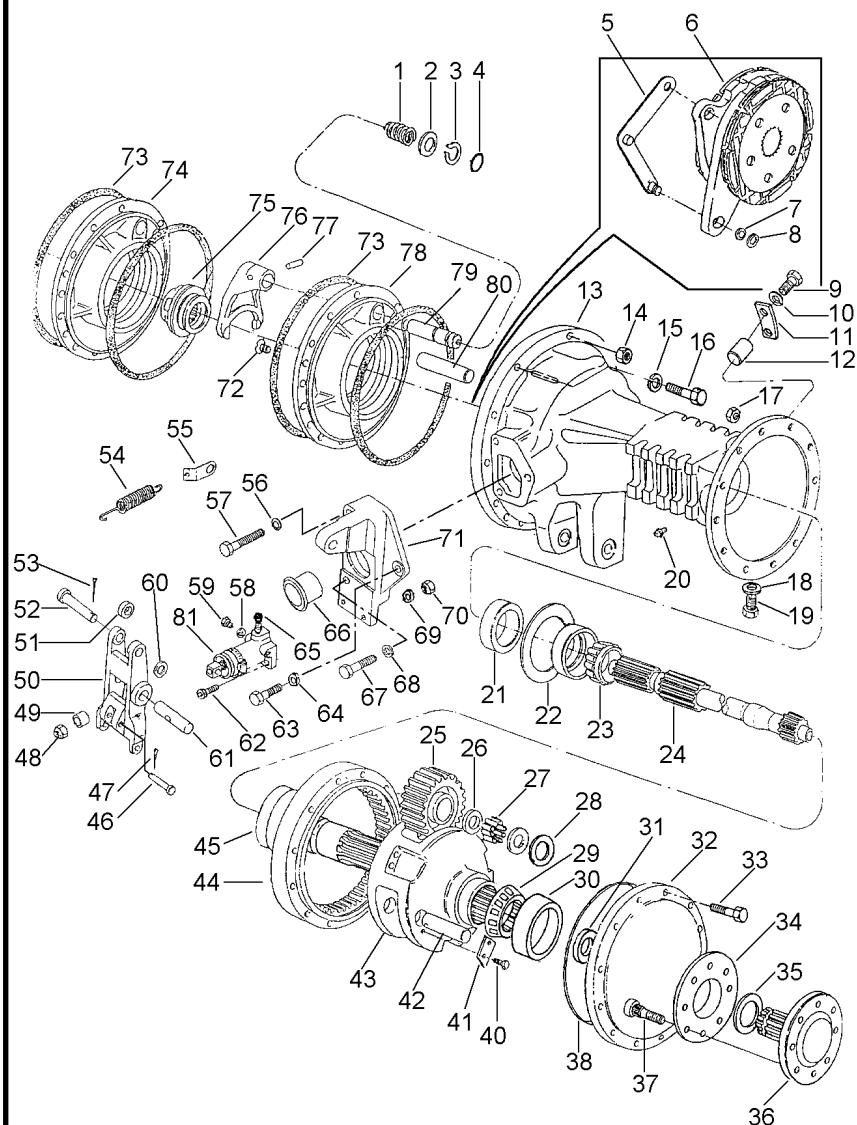
- EMPAQUETADURA.
- CUBIERTA
- PERNO
- PERNO
- TUERCA
- PASADOR
- JUNTA TORICA
- CALCE
- CALCE
- CALCE
- CALCE
- CALCE
- CALCE
- PINONES JUEGO
- RODAMIENTO RAD
- CALCE
- CALCE
- CALCE
- CALCE
- CALCE
- CALCE
- CALCE
- CALCE
- CALCE
- CALCE
- CALCE
- CALCE
- CALCE
- CALCE
- CALCE
- CALCE
- CONJ. CARTER
- ARANDELA
- CONEXION
- JUEGO DE TAPA
- JGO.REGLA.NIVEL
- TAPON
- CANO

Eixo Traseiro E Diferencial  
Rear Axle And Differential  
Aje Trasero E Diferencial

Tdpi 540/1000 Rpm  
Ipto 540/1000 Rpm  
Tdffi 540/1000 Rpm

30-40

Com Hydrotronic  
With Hydrotronic  
Con Hydrotronic



- 1 906808M1
- 2 1864764M1
- 3 358950X1
- 4 851258M1
- 5 036560S1
- 5 036591S1
- 6 020905N1
- 7 829258M1
- 8 1440475X1
- 9 353677X1
- 10 353446X1
- 11 020925P1
- 12 1488046M1
- 13 041923P1
- 13 041924P1
- 14 363627X1
- 15 353439X1
- 16 354651X1
- 17 338600X1
- 18 180474M1
- 19 3409712M1
- 20 182099M91
- 21 1860954M1
- 22 042576P1
- 22 042575P1
- 22 042574P1
- 23 020902T1
- 24 041926P1
- 25 020940P1
- 26 020916P1
- 27 490016M1
- 28 1487072M2
- 29 3176506M91
- 30 3176506M91
- 31 022518P1
- 32 041913P1
- 33 338598X1
- 34 894756M1
- 35 1487077M1
- 36 051467P1
- 37 020928P1
- 38 1487082M1
- 40 3148503M2
- 41 3149278M1
- 42 020955P1
- 43 041915N1
- 44 020954P1
- 45 041917P1
- 46 363284X1
- 47 354041X1



30-140 No



30-100 No

- 1 MOLA
- 1 ARRUELA
- 1 ANEL TRAVA
- 1 ANEL "O"
- 1 ALAVANCA
- 1 ALAVANCA
- 2 CJ. FREIO
- 2 CALÇO
- 2 ANEL TRAVA
- 8 PARAFUSO
- 8 ARRUELA
- 4 BATENTE
- 4 PINO
- 1 CARCAÇA
- 1 CARCAÇA
- 22 PORCA
- 8 ARRUELA
- 8 PARAFUSO
- 24 PORCA
- 4 ARRUELA
- 4 BUJÃO
- 2 RESPIRO
- 2 RETENTOR
- X CALÇO
- X CALÇO
- X CALÇO
- 1 CONE
- 2 EIXO
- 6 ENGRENAGEM
- 18 ARRUELA
- 336 ROLETE
- 12 ARRUELA
- 4 ROLAMENTO
- 4 ROLAMENTO
- 2 RETENTOR
- 2 TAMPA
- 24 PARAFUSO
- 2 ESPAÇADOR
- 2 ANEL
- 2 EIXO
- 16 PARAFUSO
- 2 ANEL "O"
- 12 PARAFUSO
- 6 CHAPA
- 6 EIXO
- 2 PORTA ENGRENAGEM
- 2 COROA
- 2 ENGRENAGEM
- 2 PINO
- 2 CUPILHA

- SPRING
- WASHER
- CIRCLIP
- O RING
- LEVER
- LEVER
- KIT, BRAKE
- SHIM
- CIRCLIP
- BOLT
- WASHER
- STOP
- PIN
- HOUSING
- HOUSING
- NUT
- WASHER
- SCREW
- NUT
- WASHER
- PLUG
- BREATHER
- OIL SEAL
- SHIM
- SHIM
- SHIM
- CONE
- SHAFT
- GEAR
- WASHER
- ROLLER
- WASHER
- BEARING
- BEARING
- SEAL
- COVER
- BOLT
- SPACER
- RING
- SHAFT
- BOLT
- O RING
- BOLT
- PLATE
- SHAFT
- CARRIER
- SPROCKET
- GEAR
- PIN
- COTTER PIN

- RESORTE
- ARANDELA
- CIRCULITO
- JUNTA TORICA
- PALANCA
- PALANCA
- FRENOS JUEGO
- CALCE
- CIRCULITO
- PERNO
- ARANDELA
- PARO
- PASADOR
- ALOJAMIENTO
- ALOJAMIENTO
- TUERCA
- ARANDELA
- TORNILLO
- TUERCA
- ARANDELA
- TAPON
- RESPIRADERO
- BUJE RETENACEITE
- CALCE
- CALCE
- CALCE
- CONO
- ARBOL
- ENGRANAJE
- ARANDELA
- RODILLO
- ARANDELA
- COJINETE
- COJINETE
- RETEN
- CUBIERTA
- PERNO
- PIEZA DISTANCIA
- ARO
- ARBOL
- PERNO
- JUNTA TORICA
- PERNO
- CHAPA
- ARBOL
- PORTADOR
- RUEDA DE CADENA
- ENGRANAJE
- PASADOR
- PASADOR DOUBLE

T0210065A

EH47Z004

C068002 E02 (1)

10/04

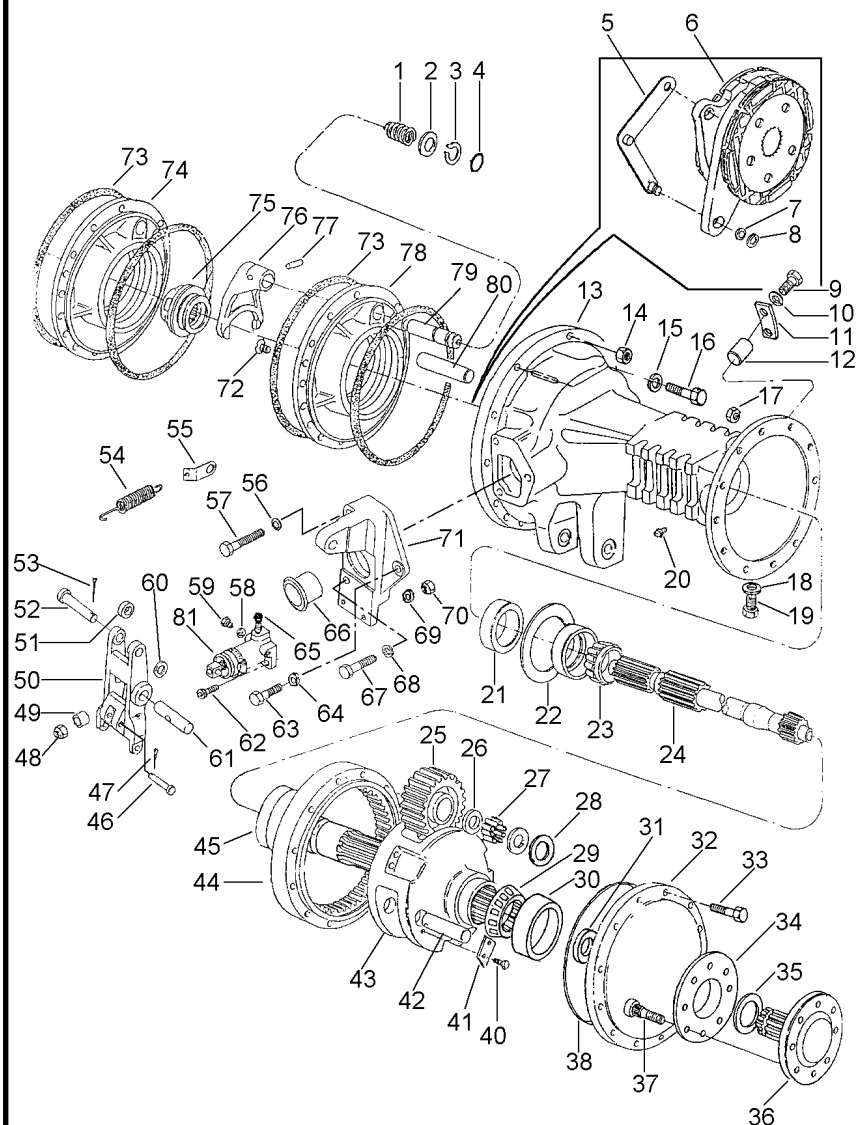
30-40

Eixo Traseiro E Diferencial  
Rear Axle And Differential  
Aje Trasero E Diferencial

Tdpi 540/1000 Rpm  
Ipto 540/1000 Rpm  
Tdft 540/1000 Rpm

30-40

Com Hydrotronic  
With Hydrotronic  
Con Hydrotronic



- 48 330797X1
- 49 1865002M1
- 50 023327P1
- 51 020894P1
- 52 021464P1
- 53 354059X1
- 54 184171M1
- 55 020924P1
- 56 353434X1
- 57 353898X1
- 58 1440993X1
- 59 021349P1
- 60 353757X1
- 61 353691X1
- 62 353508X1
- 63 353691X1
- 64 353434X1
- 65 023473P1
- 66 1860959M1
- 67 353897X1
- 68 353434X1
- 69 353441X1
- 70 353918X1
- 71 023461N1
- 71 023462N1
- 72 034013P1
- 73 1860838M2
- 74 020931P1
- 75 897003M3
- 76 906807M1
- 77 420407M1
- 78 020932P1
- 79 020943P1
- 80 020942P1
- 81 020543T1

- ▶ 30-105 No
- ▶ 30-110 No
- ▶
- ▶
- ▶ 70-10 No

- 2 PORCA
- 2 ESPAÇADOR
- 2 ACIONADOR
- 2 ESPAÇADOR
- 2 PINO
- 2 CONTRAPINO
- 2 MOLLA
- 2 SUPORTE
- 2 ARRUELA
- 2 PARAFUSO
- 2 ANEL
- 2 BUJÃO
- 2 ARRUELA
- 2 PARAFUSO
- 4 PARAFUSO
- 2 PARAFUSO
- 2 ARRUELA
- 2 TAMPÃO
- 2 CAPA
- 2 PARAFUSO
- 2 ARRUELA
- 4 ARRUELA
- 4 PORCA
- 1 SUPORTE
- 1 SUPORTE
- 4 PARAFUSO
- 4 ANEL "O"
- 1 PLACA
- 1 LUVA
- 1 GARFO
- 1 PINO
- 1 PLACA
- 1 EIXO
- 2 EIXO
- 2 CILINDRO

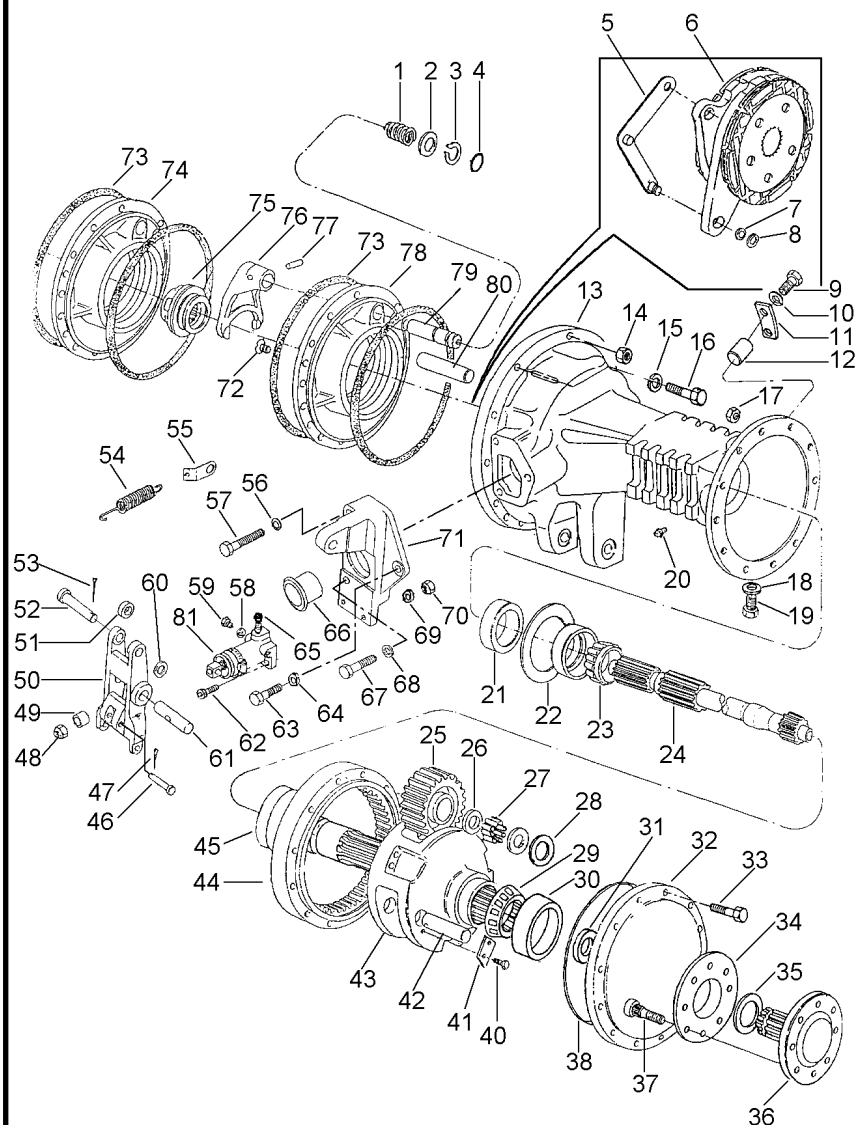
- NUT
- SPACER
- DRIVE
- SPACER
- PIN
- DOWEL
- SPRING
- BRACKET
- WASHER
- BOLT
- RING
- PLUG
- WASHER
- BOLT
- BOLT
- BOLT
- WASHER
- PAD
- CAP
- BOLT
- WASHER
- WASHER
- NUT
- BRACKET
- BRACKET
- BOLT
- O RING
- PLATE
- SLEEVE
- FORK
- PIN
- PLATE
- SHAFT
- SHAFT
- CYLINDER

- TUERCA
- PIEZA DISTANCIA
- TRASMISION
- PIEZA DISTANCIA
- PASADOR
- CENTRAJE
- RESORTE
- SOPORTE
- ARANDELA
- PERNO
- ARO
- TAPON
- ARANDELA
- PERNO
- PERNO
- PERNO
- ARANDELA
- ALMOHADILLA
- TAPA
- PERNO
- ARANDELA
- ARANDELA
- TUERCA
- SOPORTE
- SOPORTE
- PERNO
- JUNTA TORICA
- PLATO
- MANCHA
- HORQUILLA
- PASADOR
- PLATO
- ARBOL
- ARBOL
- CILINDRO

**Eixo Traseiro E Diferencial**  
**Rear Axle And Differential**  
**Aje Trasero E Diferencial**

**30-45**

**Sem Hidráulico / Sem Tdp**  
**Without Hydraulic / Without Tdp**  
**Sin Hidraulico / Sin Tdf**



- 1 906808M1
- 2 1864764M1
- 3 358950X1
- 4 851258M1
- 5 036560S1
- 5 036591S1
- 6 020905N1
- 7 829258M1
- 8 1440475X1
- 9 353677X1
- 10 353446X1
- 11 020925P1
- 12 1488046M1
- 13 041923P1
- 13 041924P1
- 14 363627X1
- 15 353439X1
- 16 354651X1
- 17 338600X1
- 18 180474M1
- 19 3409712M1
- 20 182099M91
- 21 1860954M1
- 22 042574P1
- 22 042575P1
- 22 042576P1
- 23 020902T1
- 24 041926P1
- 25 020940P1
- 26 020916P1
- 27 490016M1
- 28 1487072M2
- 29 3176506M91
- 30 3176506M91
- 31 022518P1
- 32 041913P1
- 33 338598X1
- 34 894756M1
- 35 1487077M1
- 36 051467P1
- 37 020928P1
- 38 1487082M1
- 40 3148503M2
- 41 3149278M1
- 42 020955P1
- 43 041915N1
- 44 020954P1
- 45 041917P1
- 46 363284X1
- 47 354041X1



30-140 No



30-100 No

- |                    |            |                  |
|--------------------|------------|------------------|
| 1 MOLA             | SPRING     | RESORTE          |
| 1 ARRUELA          | WASHER     | ARANDELA         |
| 1 ANEL TRAVA       | CIRCLIP    | CIRCULITO        |
| 1 ANEL "O"         | O RING     | JUNTA TORICA     |
| 1 ALAVANCA         | LEVER      | PALANCA          |
| 1 ALAVANCA         | LEVER      | PALANCA          |
| 2 CJ. FREIO        | KIT, BRAKE | FRENOS JUEGO     |
| 2 CALÇO            | SHIM       | CALCE            |
| 2 ANEL TRAVA       | CIRCLIP    | CIRCULITO        |
| 8 PARAFUSO         | BOLT       | PERNO            |
| 8 ARRUELA          | WASHER     | ARANDELA         |
| 4 BATENTE          | STOP       | PARO             |
| 4 PINO             | PIN        | PASADOR          |
| 1 CARCAÇA          | HOUSING    | ALOJAMIENTO      |
| 1 CARCAÇA          | HOUSING    | ALOJAMIENTO      |
| 22 PORCA           | NUT        | TUERCA           |
| 8 ARRUELA          | WASHER     | ARANDELA         |
| 8 PARAFUSO         | SCREW      | TORNILLO         |
| 24 PORCA           | NUT        | TUERCA           |
| 4 ARRUELA          | WASHER     | ARANDELA         |
| 4 BUJÃO            | PLUG       | TAPON            |
| 2 RESPIRO          | BREATHER   | RESPIRADERO      |
| 2 RETENTOR         | OIL SEAL   | BUJE RETENACEITE |
| X CALÇO            | SHIM       | CALCE            |
| X CALÇO            | SHIM       | CALCE            |
| X CALÇO            | SHIM       | CALCE            |
| 1 CONE             | CONE       | CONO             |
| 2 EIXO             | SHAFT      | ARBOL            |
| 6 ENGRENAGEM       | GEAR       | ENGRANAJE        |
| 18 ARRUELA         | WASHER     | ARANDELA         |
| 336 ROLETE         | ROLLER     | RODILLO          |
| 12 ARRUELA         | WASHER     | ARANDELA         |
| 4 ROLAMENTO        | BEARING    | COJINETE         |
| 4 ROLAMENTO        | BEARING    | COJINETE         |
| 2 RETENTOR         | SEAL       | RETEN            |
| 2 TAMPA            | COVER      | CUBIERTA         |
| 24 PARAFUSO        | BOLT       | PERNO            |
| 2 ESPAÇADOR        | SPACER     | PIEZA DISTANCIA  |
| 2 ANEL             | RING       | ARO              |
| 2 EIXO             | SHAFT      | ARBOL            |
| 16 PARAFUSO        | BOLT       | PERNO            |
| 2 ANEL "O"         | O RING     | JUNTA TORICA     |
| 12 PARAFUSO        | BOLT       | PERNO            |
| 6 CHAPA            | PLATE      | CHAPA            |
| 6 EIXO             | SHAFT      | ARBOL            |
| 2 PORTA ENGRENAGEM | CARRIER    | PORTADOR         |
| 1 COROA            | SPROCKET   | RUEDA DE CADENA  |
| 2 ENGRENAGEM       | GEAR       | ENGRANAJE        |
| 2 PINO             | PIN        | PASADOR          |
| 2 CUPILHA          | COTTER PIN | PASADOR DOUBLE   |

T0210066A

EH43Z001

C068002 E02 (1)

10/04

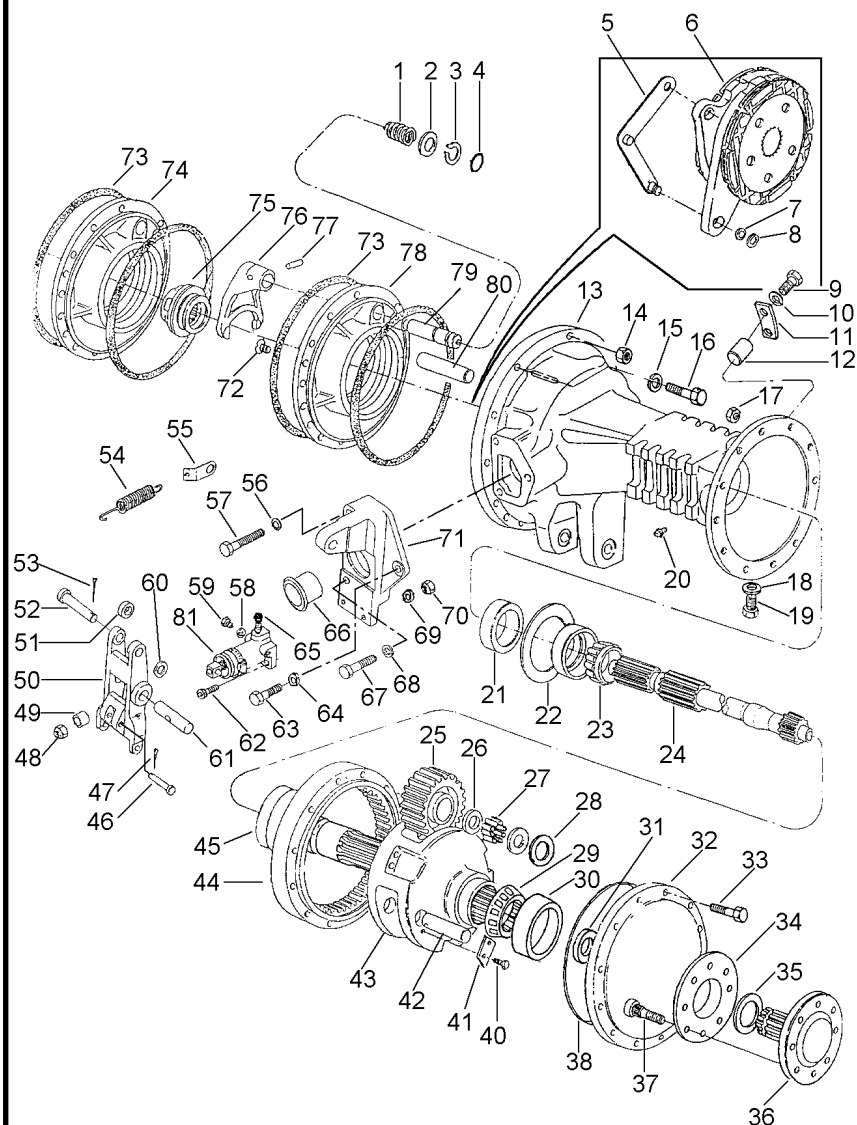
30-45



**Eixo Traseiro E Diferencial**  
**Rear Axle And Diferential**  
**Aje Trasero E Diferencial**

**30-45**

**Sem Hidráulico / Sem Tdp**  
**Without Hydraulic / Without Tdp**  
**Sin Hidraulico / Sin Tdf**



- 48 330797X1
- 49 1865002M1
- 50 023327P1
- 51 020894P1
- 52 021464P1
- 53 354059X1
- 54 184171M1
- 55 020924P1
- 56 353434X1
- 57 353898X1
- 58 1440993X1
- 59 021349P1
- 60 353757X1
- 61 020895P1
- 62 353508X1
- 63 353691X1
- 64 353434X1
- 65 023473P1
- 66 1860959M1
- 67 353897X1
- 68 353434X1
- 69 353441X1
- 70 353918X1
- 71 023461N1
- 71 023462N1
- 72 034013P1
- 73 1860838M2
- 74 020931P1
- 75 897003M3
- 76 906807M1
- 77 420407M1
- 78 020932P1
- 79 020943P1
- 80 020942P1
- 81 020543T1

- ▶ 30-105 No
- ▶ 30-110 No
- ▶
- ▶
- ▶
- ▶ 70-10 No

- 2 PORCA
- 2 ESPAÇADOR
- 2 ACIONADOR
- 2 ESPAÇADOR
- 2 PINO
- 2 CONTRAPINO
- 2 MOLA
- 2 SUPORTE
- 2 ARRUELA
- 2 PARAFUSO
- 2 ANEL
- 2 BUJÃO
- 2 ARRUELA
- 2 PINO
- 4 PARAFUSO
- 2 PARAFUSO
- 2 ARRUELA
- 2 TAMPÃO
- 2 CAPA
- 2 PARAFUSO
- 2 ARRUELA
- 4 ARRUELA
- 4 PORCA
- 1 SUPORTE
- 1 SUPORTE
- 4 PARAFUSO
- 4 ANEL "O"
- 1 PLACA
- 1 LUVA
- 1 GARFO
- 1 PINO
- 1 PLACA
- 1 EIXO
- 2 EIXO
- 2 CILINDRO

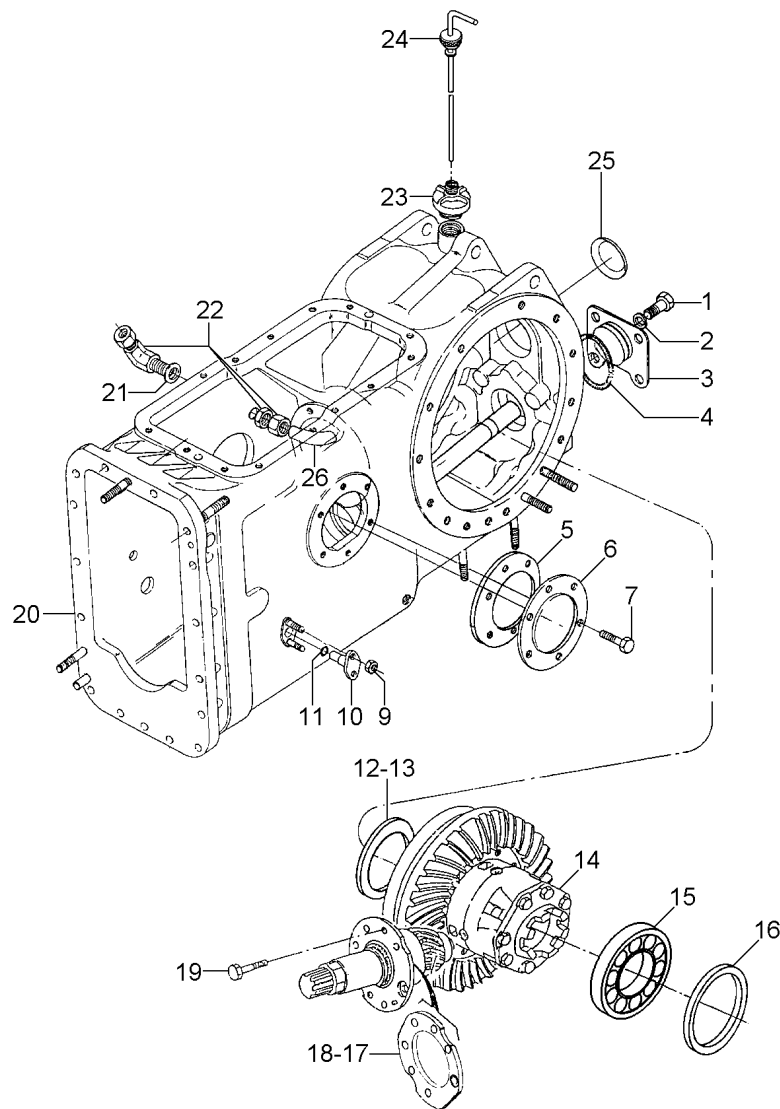
- NUT
- SPACER
- DRIVE
- SPACER
- PIN
- DOWEL
- SPRING
- BRACKET
- WASHER
- BOLT
- RING
- PLUG
- WASHER
- PIN
- BOLT
- BOLT
- WASHER
- PAD
- CAP
- BOLT
- WASHER
- WASHER
- NUT
- BRACKET
- BRACKET
- BOLT
- O RING
- PLATE
- SLEEVE
- FORK
- PIN
- PLATE
- SHAFT
- SHAFT
- CYLINDER

- TUERCA
- PIEZA DISTANCIA
- TRASMISION
- PIEZA DISTANCIA
- PASADOR
- CENTRAJE
- RESORTE
- SOPORTE
- ARANDELA
- PERNO
- ARO
- TAPON
- ARANDELA
- PASADOR
- PERNO
- PERNO
- ARANDELA
- ARANDELA
- ALMOHADILLA
- TAPA
- PERNO
- ARANDELA
- ARANDELA
- TUERCA
- SOPORTE
- SOPORTE
- PERNO
- JUNTA TORICA
- PLATO
- MANCHA
- HORQUILLA
- PASADOR
- PLATO
- ARBOL
- ARBOL
- CILINDRO

**Eixo Traseiro E Diferencial**  
**Rear Axle And Diferential**  
**Aje Trasero E Diferencial**

**30-50**

**Sem Hidráulico / Sem Tdp**  
**Without Hydraulic / Without Tdp**  
**Sin Hidraulico / Sin Tdf**



- 1 353726X1
- 2 353433X1
- 3 023642S1
- 4 359103X1
- 5 181217M1
- 6 489190M1
- 7 353698X1
- 9 353916X1
- 10 898643M1
- 11 851258M1
- 12 023653P1
- 12 023654P1
- 12 023655P1
- 13 023634P1
- 13 023635P1
- 14 020953N2
- 15 1850909M91
- 16 023662P1
- 16 023663P1
- 16 023664P1
- 16 023665P1
- 16 023666P1
- 17 023657P1
- 17 023658P1
- 18 023637P1
- 18 023638P1
- 18 023656P1
- 19 020920P1
- 20 037074N1
- 21 390855X1
- 22 020927P1
- 23 020908N1
- 24 020912N1
- 25 023639P1
- 26 020896P1

▲ 0,15

▲ 0,20

▲ 0,25

▲ 0,50

▲ 1,00

👁 30-115 No

▲ 0,15

▲ 0,20

▲ 0,25

▲ 0,50

▲ 1,00

▲ 0,20

▲ 0,25

▲ 0,50

▲ 1,00

▲ 0,15

👁 30-120 No

👁 30-125 No

👁 30-130 No

- 4 PARAFUSO
- 4 ARRUELA
- 1 TAMPA
- 1 ANEL "O"
- 2 JUNTA
- 2 TAMPA
- 4 PARAFUSO
- 4 PORCA
- 2 PINO
- 2 ANEL "O"
- X CALÇO
- X CALÇO
- X CALÇO
- X CALÇO
- X CALÇO
- 1 C.J. PINHÃO
- 1 C.J. ROLAMENTO
- X CALÇO
- X CALÇO
- X CALÇO
- X CALÇO
- X CALÇO
- X CALÇO
- X CALÇO
- X CALÇO
- X CALÇO
- X CALÇO
- X CALÇO
- X CALÇO
- 6 PARAFUSO
- 1 C.J. CARÇAÇA
- 1 ARRUELA
- 1 CONEXÃO
- 1 C.J. TAMPA
- 1 C.J. VARETA
- 1 BUJÃO
- 1 TUBO

- BOLT
- WASHER
- COVER
- O RING
- GASKET
- COVER
- BOLT
- NUT
- PIN
- O RING
- SHIM
- SHIM
- SHIM
- SHIM
- SHIM
- KIT, PINION
- BEARING ASSY
- SHIM
- SHIM
- SHIM
- SHIM
- SHIM
- SHIM
- SHIM
- SHIM
- SHIM
- SHIM
- SHIM
- BOLT
- HOUSE ASSY
- WASHER
- CONNECTION
- KIT, COVER
- KIT, DIPSTICK
- PLUG
- PIPE

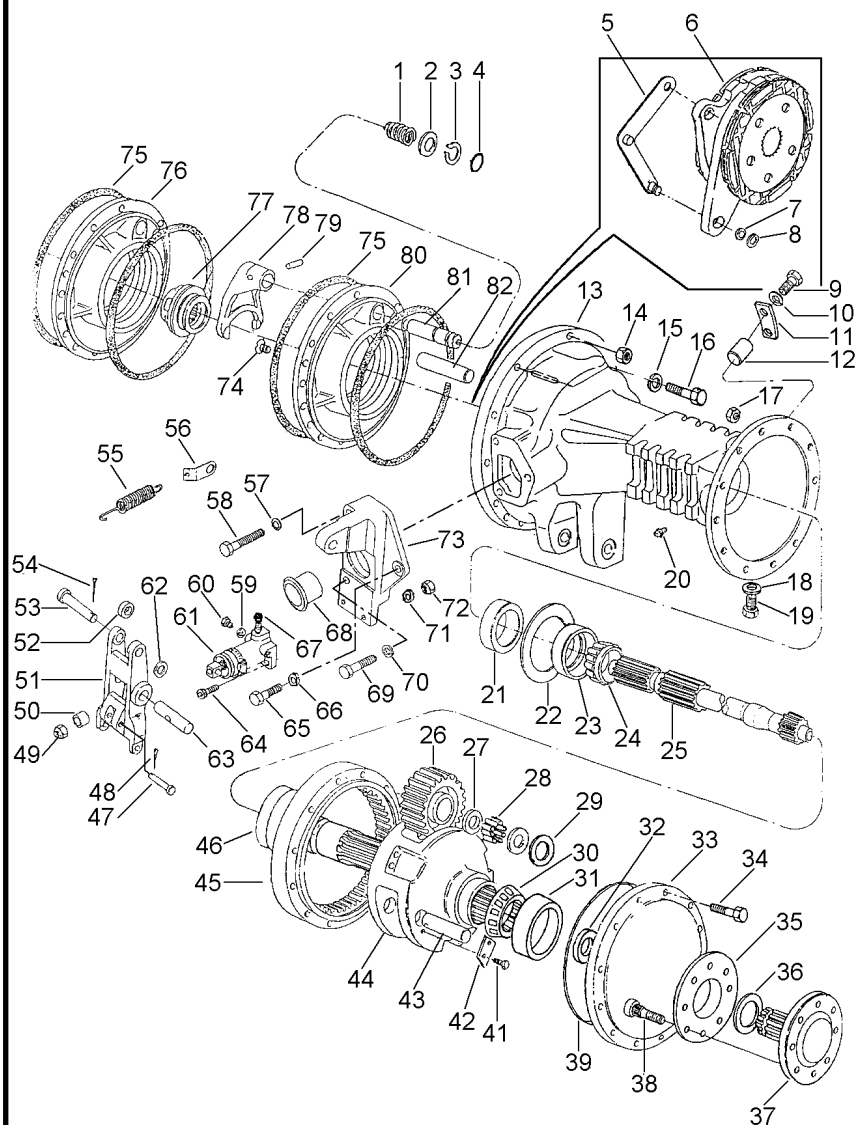
- PERNO
- ARANDELA
- CUBIERTA
- JUNTA TORICA
- EMPAQUETADURA.
- CUBIERTA
- PERNO
- TUERCA
- PASADOR
- JUNTA TORICA
- CALCE
- CALCE
- CALCE
- CALCE
- CALCE
- CALCE
- PINONES JUEGO
- RODAMIENTO RAD
- CALCE
- CALCE
- CALCE
- CALCE
- CALCE
- CALCE
- CALCE
- CALCE
- CALCE
- CALCE
- CALCE
- PERNO
- CONJ. CARTER
- ARANDELA
- CONEXION
- JUEGO DE TAPA
- JGO.REGLA.NIVEL
- TAPON
- CANO

**Eixo Traseiro E Diferencial**  
**Rear Axle And Differential**  
**Aje Trasero E Diferencial**

**Tdpi 540/1000 Rpm**  
**lpto 540/1000 Rpm**  
**Tdffi 540/1000 Rpm**

**30-55**

**Com Sistema Ferguson**  
**With Ferguson System**  
**Con Sistema Ferguson**



- 1 906808M1
- 2 1864764M1
- 3 358950X1
- 4 851258M1
- 5 036591S1
- 5 036560S1
- 6 020905N1
- 7 829258M1
- 8 1440475X1
- 9 353677X1
- 10 353446X1
- 11 020925P1
- 12 1488046M1
- 13 041923P1
- 13 041924P1
- 14 363627X1
- 15 353439X1
- 16 354651X1
- 17 338600X1
- 18 180474M1
- 19 3409712M1
- 20 182099M91
- 21 1860954M1
- 22 042576P1
- 22 042575P1
- 22 042574P1
- 23 020904T1
- 24 020902T1
- 25 041926P1
- 26 020940P1
- 27 020916P1
- 28 490016M1
- 29 1487072M2
- 30 3176506M91
- 31 3176506M91
- 32 022518P1
- 33 041913P1
- 34 338598X1
- 35 894756M1
- 36 1487077M1
- 37 051467P1
- 38 020928P1
- 39 1487082M1
- 41 3148503M2
- 42 3149278M1
- 43 020955P1
- 44 041915N1
- 45 020954P1
- 46 041917P1
- 47 363284X1



30-140 No



30-100 No

- 1 MOLA
- 1 ARRUELA
- 1 ANEL TRAVA
- 1 ANEL "O"
- 1 ALAVANCA
- 1 ALAVANCA
- 2 CJ. FREIO
- 2 CALÇO
- 2 ANEL TRAVA
- 8 PARAFUSO
- 8 ARRUELA
- 4 BATENTE
- 4 PINO
- 1 CARCAÇA
- 1 CARCAÇA
- 22 PORCA
- 8 ARRUELA
- 8 PARAFUSO
- 24 PORCA
- 4 ARRUELA
- 4 BUJÃO
- 2 RESPIRO
- 2 RETENTOR
- X CALÇO
- X CALÇO
- X CALÇO
- 1 CAPA ROLAMENTO
- 1 CONE
- 2 EIXO
- 6 ENGRENAGEM
- 18 ARRUELA
- 336 ROLETE
- 12 ARRUELA
- 4 ROLAMENTO
- 4 ROLAMENTO
- 2 RETENTOR
- 2 TAMPA
- 24 PARAFUSO
- 2 ESPAÇADOR
- 2 ANEL
- 2 EIXO
- 16 PARAFUSO
- 2 ANEL "O"
- 12 PARAFUSO
- 6 CHAPA
- 6 EIXO
- 2 PORTA ENGRENAGEM
- 2 COROA
- 2 ENGRENAGEM
- 2 PINO

- SPRING
- WASHER
- CIRCLIP
- O RING
- LEVER
- LEVER
- KIT, BRAKE
- SHIM
- CIRCLIP
- BOLT
- WASHER
- STOP
- PIN
- HOUSING
- HOUSING
- NUT
- WASHER
- SCREW
- NUT
- WASHER
- PLUG
- BREATHER
- OIL SEAL
- SHIM
- SHIM
- SHIM
- BEARING CAP
- CONE
- SHAFT
- GEAR
- WASHER
- ROLLER
- WASHER
- BEARING
- BEARING
- SEAL
- COVER
- BOLT
- SPACER
- RING
- SHAFT
- BOLT
- O RING
- BOLT
- PLATE
- SHAFT
- CARRIER
- SPROCKET
- GEAR
- PIN

- RESORTE
- ARANDELA
- CIRCULITO
- JUNTA TORICA
- PALANCA
- PALANCA
- FRENOS JUEGO
- CALCE
- CIRCULITO
- PERNO
- ARANDELA
- PARO
- PASADOR
- ALOJAMIENTO
- ALOJAMIENTO
- TUERCA
- ARANDELA
- TORNILLO
- TUERCA
- ARANDELA
- TAPON
- RESPIRADERO
- BUJE RETENACEITE
- CALCE
- CALCE
- CALCE
- TAPA DE COJINETE
- CONO
- ARBOL
- ENGRANAJE
- ARANDELA
- ARANDELA
- COJINETE
- COJINETE
- REten
- CUBIERTA
- PERNO
- PIEZA DISTANCIA
- ARO
- ARBOL
- PERNO
- JUNTA TORICA
- PERNO
- CHAPA
- ARBOL
- PORTADOR
- RUEDA DE CADENA
- ENGRANAJE
- PASADOR

T0210093A

EH47Z006

C068002 E02 (1)

10/04

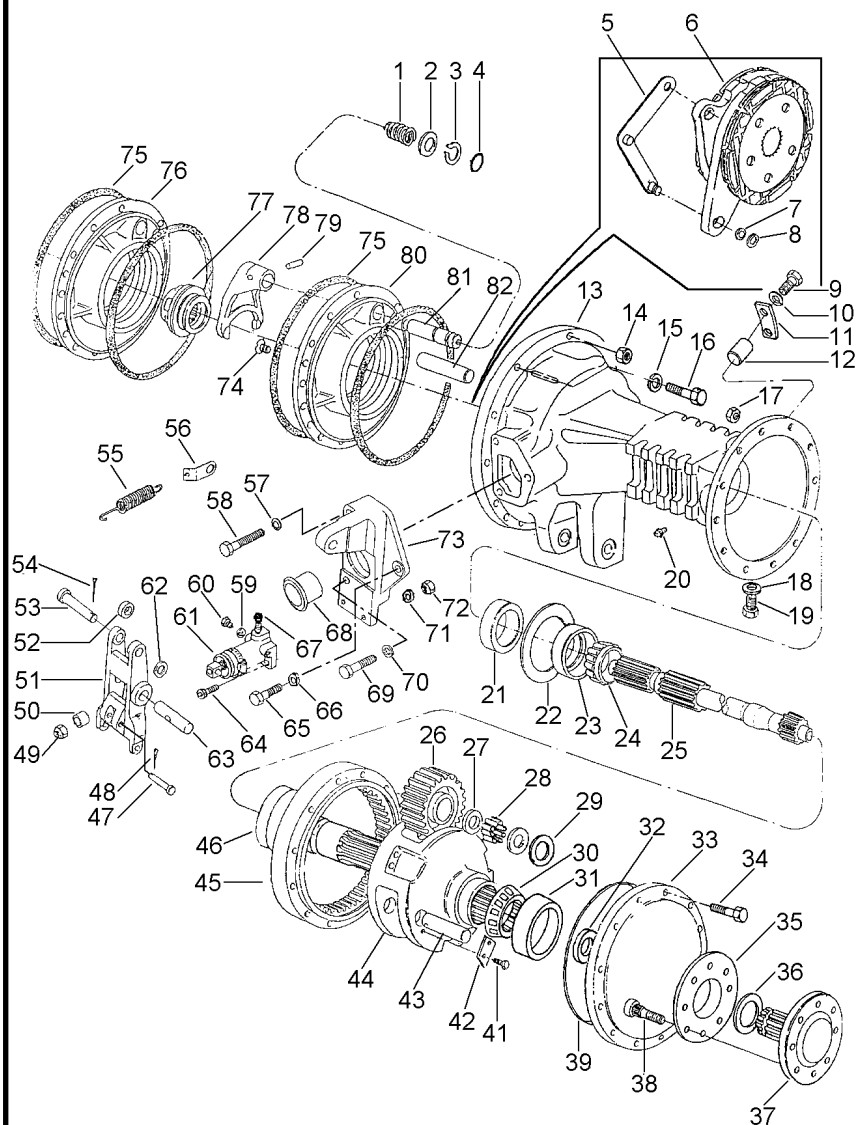
30-55

**Eixo Traseiro E Diferencial**  
**Rear Axle And Differential**  
**Aje Trasero E Diferencial**

**Tdpi 540/1000 Rpm**  
**lpto 540/1000 Rpm**  
**Tdft 540/1000 Rpm**

**30-55**

**Com Sistema Ferguson**  
**With Ferguson System**  
**Con Sistema Ferguson**



- 48 354041X1
- 49 330797X1
- 50 1865002M1
- 51 023327P1
- 52 020894P1
- 53 021464P1
- 54 354059X1
- 55 184171M1
- 56 020924P1
- 57 353434X1
- 58 353898X1
- 59 1440993X1
- 60 021349P1
- 61 020543T1
- 62 353757X1
- 63 020895P1
- 64 353508X1
- 65 353691X1
- 66 353434X1
- 67 023473P1
- 68 1860959M1
- 69 353897X1
- 70 353434X1
- 71 353441X1
- 72 353918X1
- 73 023461N1
- 73 023462N1
- 74 034013P1
- 75 1860838M2
- 76 020931P1
- 77 897003M3
- 78 906807M1
- 79 420407M1
- 80 020932P1
- 81 020943P1
- 82 020942P1

70-10 No

30-105 No

30-110 No

- 2 CUPILHA
- 2 PORCA
- 2 ESPAÇADOR
- 2 ACIONADOR
- 2 ESPAÇADOR
- 2 PINO
- 2 CONTRAPINO
- 2 MOLA
- 2 SUPORTE
- 2 ARRUELA
- 2 PARAFUSO
- 2 ANEL
- 2 BUJÃO
- 2 CILINDRO
- 2 ARRUELA
- 2 PINO
- 4 PARAFUSO
- 2 PARAFUSO
- 2 ARRUELA
- 2 TAMPÃO
- 2 CAPA
- 2 PARAFUSO
- 2 ARRUELA
- 4 ARRUELA
- 4 PORCA
- 1 SUPORTE
- 1 SUPORTE
- 4 PARAFUSO
- 4 ANEL "O"
- 1 PLACA
- 1 LUVA
- 1 GARFO
- 1 PINO
- 1 PLACA
- 1 EIXO
- 2 EIXO

- COTTER PIN
- NUT
- SPACER
- DRIVE
- SPACER
- PIN
- DOWEL
- SPRING
- BRACKET
- WASHER
- BOLT
- RING
- PLUG
- CYLINDER
- WASHER
- PIN
- BOLT
- BOLT
- WASHER
- PAD
- CAP
- BOLT
- WASHER
- WASHER
- NUT
- BRACKET
- BRACKET
- BOLT
- O RING
- PLATE
- SLEEVE
- FORK
- PIN
- PLATE
- SHAFT
- SHAFT

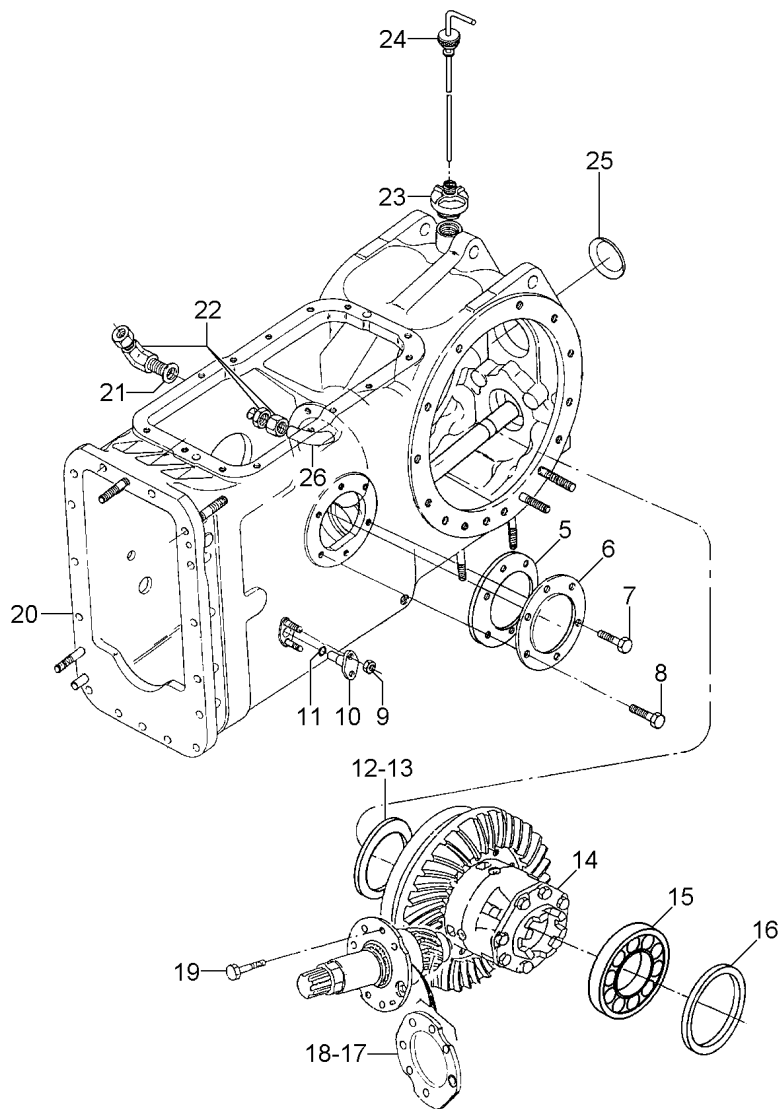
- PASADOR DOUBLE
- TUERCA
- PIEZA DISTANCIA
- TRASMISION
- PIEZA DISTANCIA
- PASADOR
- CENTRAJE
- RESORTE
- SOPORTE
- ARANDELA
- PERNO
- ARO
- TAPON
- CILINDRO
- ARANDELA
- PASADOR
- PERNO
- PERNO
- ARANDELA
- ALMOHADILLA
- TAPA
- PERNO
- ARANDELA
- ARANDELA
- TUERCA
- SOPORTE
- SOPORTE
- PERNO
- JUNTA TORICA
- PLATO
- MANCHA
- HORQUILLA
- PASADOR
- PLATO
- ARBOL
- ARBOL

Eixo Traseiro E Diferencial  
Rear Axle And Differential  
Aje Trasero E Diferencial

Tdpi 540/1000 Rpm  
lpto 540/1000 Rpm  
Tdfi 540/1000 Rpm

30-60

Com Sistema Ferguson  
With Ferguson System  
Con Sistema Ferguson



- 5 181217M1
- 6 489190M1
- 7 353698X1
- 8 353700X1
- 9 353916X1
- 10 898643M1
- 11 851258M1
- 12 023653P1
- 12 023654P1
- 12 023655P1
- 13 023634P1
- 13 023635P1
- 14 020953N2
- 15 1850909M91
- 16 023662P1
- 16 023663P1
- 16 023664P1
- 16 023665P1
- 16 023666P1
- 17 023657P1
- 17 023658P1
- 18 023637P1
- 18 023638P1
- 18 023656P1
- 19 020920P1
- 20 049933N1
- 21 390855X1
- 22 020927P1
- 23 020908N1
- 24 020912N1
- 25 023639P1
- 26 020896P1

7/16" - 14X1"

- ▲ 0,15
- ▲ 0,20
- ▲ 0,25
- ▲ 0,50
- ▲ 1,00

👁 30-115 No

- ▲ 0,15
- ▲ 0,20
- ▲ 0,25
- ▲ 0,50
- ▲ 1,00
- ▲ 0,20
- ▲ 0,25
- ▲ 0,50
- ▲ 1,00
- ▲ 0,15

👁 30-135 No

👁 30-125 No

👁 30-130 No

- 1 JUNTA
- 1 TAMPA
- 4 PARAFUSO
- 2 PARAFUSO
- 4 PORCA
- 2 PINO
- 2 ANEL "O"
- X CALÇO
- X CALÇO
- X CALÇO
- X CALÇO
- X CALÇO
- 1 CJ. PINHÃO
- 1 CJ. ROLAMENTO
- X CALÇO
- X CALÇO
- X CALÇO
- X CALÇO
- X CALÇO
- X CALÇO
- X CALÇO
- X CALÇO
- X CALÇO
- X CALÇO
- 6 PARAFUSO
- 1 CJ. CARÇAÇA
- 1 ARRUELA
- 1 CONEXÃO
- 1 CJ. TAMPA
- 1 CJ. VARETA
- 1 BUJÃO
- 1 TUBO

- GASKET
- COVER
- BOLT
- BOLT
- NUT
- PIN
- O RING
- SHIM
- SHIM
- SHIM
- SHIM
- SHIM
- KIT, PINION
- BEARING ASSY
- SHIM
- SHIM
- SHIM
- SHIM
- SHIM
- SHIM
- SHIM
- SHIM
- SHIM
- BOLT
- HOUSE ASSY
- WASHER
- CONNECTION
- KIT, COVER
- KIT, DIPSTICK
- PLUG
- PIPE

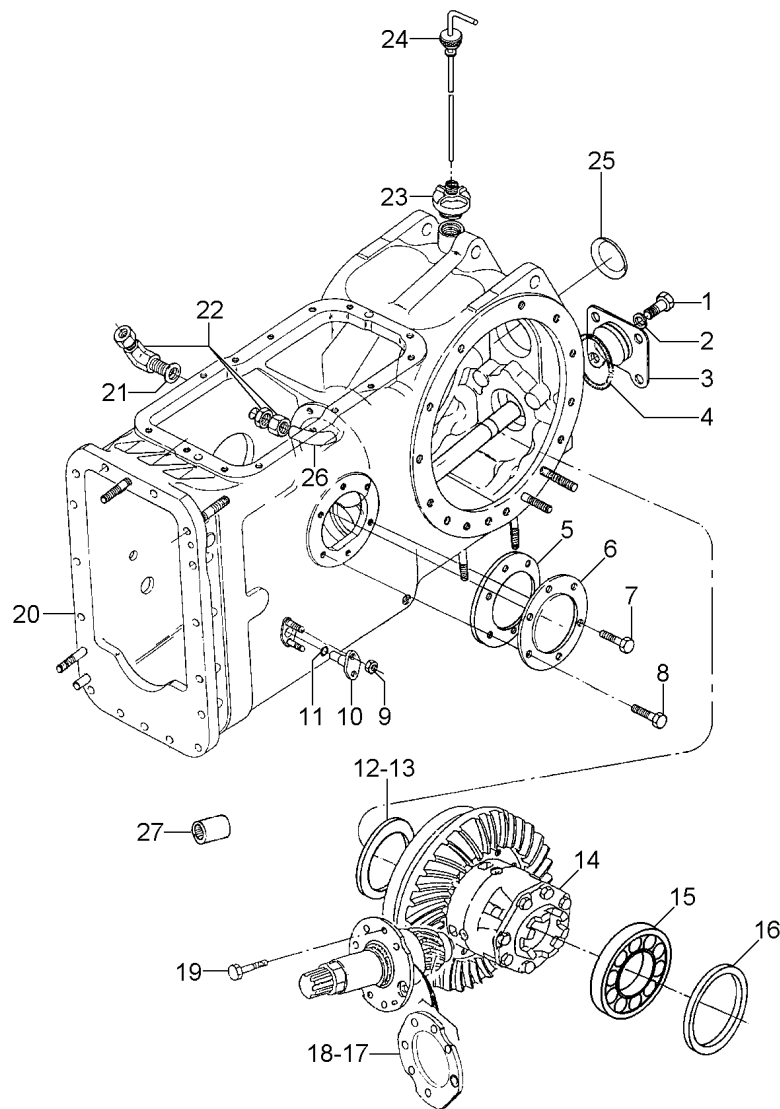
- EMPAQUETADURA.
- CUBIERTA
- PERNO
- PERNO
- TUERCA
- PASADOR
- JUNTA TORICA
- CALCE
- CALCE
- CALCE
- CALCE
- CALCE
- CALCE
- PINONES JUEGO
- RODAMIENTO RAD
- CALCE
- CALCE
- CALCE
- CALCE
- CALCE
- CALCE
- CALCE
- CALCE
- CALCE
- PERNO
- CONJ. CARTER
- ARANDELA
- CONEXION
- JUEGO DE TAPA
- JGO.REGLA.NIVEL
- TAPON
- CANO

**Eixo Traseiro E Diferencial**  
**Rear Axle And Differential**  
**Aje Trasero E Diferencial**

**Sem Tdpi**  
**Without Ipto**  
**Sin Tdfi**

**30-65**

**Com Sistema Ferguson**  
**With Ferguson System**  
**Con Sistema Ferguson**



- 1 353726X1
- 2 353433X1
- 3 023642S1
- 4 359103X1
- 5 181217M1
- 6 489190M1
- 7 353698X1
- 8 353698X1
- 9 353916X1
- 10 898643M1
- 11 851258M1
- 12 023653P1
- 12 023654P1
- 12 023655P1
- 13 023634P1
- 13 023635P1
- 14 020953N2
- 15 1850909M91
- 16 023662P1
- 16 023663P1
- 16 023664P1
- 16 023665P1
- 16 023666P1
- 17 023657P1
- 17 023658P1
- 18 023637P1
- 18 023638P1
- 18 023656P1
- 19 020920P1
- 20 049933N1
- 21 390855X1
- 22 020927P1
- 23 020908N1
- 24 020912N1
- 25 023639P1
- 26 020896P1
- 27 1868538M4

7/16" - 14X1"

- ▲ 0,15
- ▲ 0,20
- ▲ 0,25
- ▲ 0,50
- ▲ 1,00

👁 30-115 No

- ▲ 0,15
- ▲ 0,20
- ▲ 0,25
- ▲ 0,50
- ▲ 1,00
- ▲ 0,20
- ▲ 0,25
- ▲ 0,50
- ▲ 1,00
- ▲ 0,15

👁 30-135 No

👁 30-125 No

👁 30-130 No

- 4 PARAFUSO
- 4 ARRUELA
- 1 TAMPA
- 1 ANEL "O"
- 1 JUNTA
- 2 TAMPA
- 4 PARAFUSO
- 2 PARAFUSO
- 4 PORCA
- 2 PINO
- 2 ANEL "O"
- X CALÇO
- X CALÇO
- X CALÇO
- X CALÇO
- X CALÇO
- 1 C.J. PINHÃO
- 1 C.J. ROLAMENTO
- X CALÇO
- X CALÇO
- X CALÇO
- X CALÇO
- X CALÇO
- X CALÇO
- X CALÇO
- X CALÇO
- X CALÇO
- X CALÇO
- X CALÇO
- 6 PARAFUSO
- 1 C.J. CARÇAÇA
- 1 ARRUELA
- 1 CONEXÃO
- 1 C.J. TAMPA
- 1 C.J. VARETA
- 1 BUJÃO
- 1 TUBO
- 1 LUYA

- BOLT
- WASHER
- COVER
- O RING
- GASKET
- COVER
- BOLT
- BOLT
- NUT
- PIN
- O RING
- SHIM
- SHIM
- SHIM
- SHIM
- SHIM
- KIT, PINION
- BEARING ASSY
- SHIM
- SHIM
- SHIM
- SHIM
- SHIM
- SHIM
- SHIM
- SHIM
- SHIM
- SHIM
- SHIM
- BOLT
- HOUSE ASSY
- WASHER
- CONNECTION
- KIT, COVER
- KIT, DIPSTICK
- PLUG
- PIPE
- SLEEVE

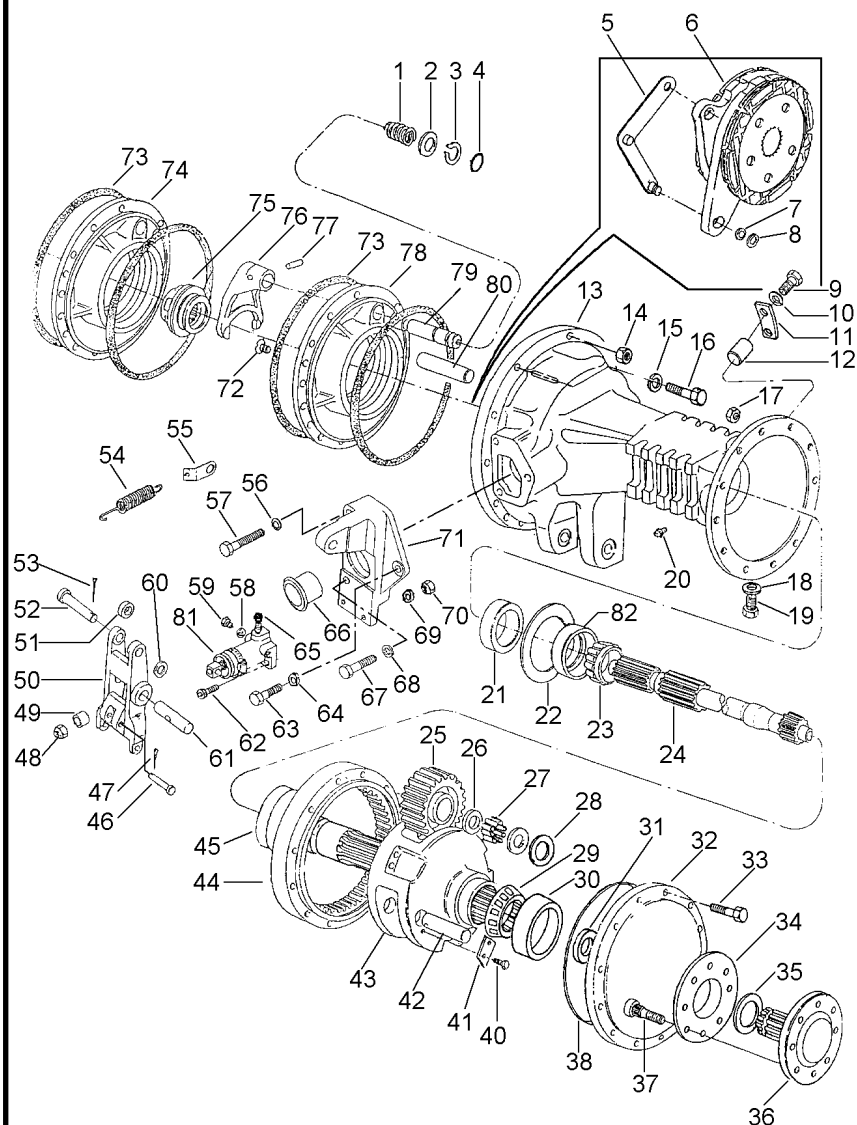
- PERNO
- ARANDELA
- CUBIERTA
- JUNTA TORICA
- EMPAQUETADURA.
- CUBIERTA
- PERNO
- PERNO
- TUERCA
- PASADOR
- JUNTA TORICA
- CALCE
- CALCE
- CALCE
- CALCE
- CALCE
- CALCE
- PINONES JUEGO
- RODAMIENTO RAD
- CALCE
- CALCE
- CALCE
- CALCE
- CALCE
- CALCE
- CALCE
- CALCE
- CALCE
- CALCE
- PERNO
- CONJ. CARTER
- ARANDELA
- CONEXION
- JUEGO DE TAPA
- JGO.REGLA.NIVEL
- TAPON
- CANO
- MANCHA

**Eixo Traseiro E Diferencial**  
**Rear Axle And Diferential**  
**Aje Trasero E Diferencial**

**Sem Tdpi**  
**Without Ipto**  
**Sin Tdfl**

**30-70**

**Com Sistema Ferguson**  
**With Ferguson System**  
**Con Sistema Ferguson**



- 1 906808M1
- 2 1864764M1
- 3 358950X1
- 4 851258M1
- 5 036591S1
- 5 036560S1
- 6 020905N1
- 7 829258M1
- 8 1440475X1
- 9 353677X1
- 10 353446X1
- 11 020925P1
- 12 1488046M1
- 13 041923P1
- 13 041924P1
- 14 363627X1
- 15 353439X1
- 16 354651X1
- 17 338600X1
- 18 180474M1
- 19 3409712M1
- 20 182099M91
- 21 1860954M1
- 22 042576P1
- 22 042575P1
- 22 042574P1
- 23 020902T1
- 24 041926P1
- 25 020940P1
- 26 020916P1
- 27 490016M1
- 28 1487072M2
- 29 3176506M91
- 30 3176506M91
- 31 022518P1
- 32 041913P1
- 33 338598X1
- 34 894756M1
- 35 1487077M1
- 36 051467P1
- 37 020928P1
- 38 1487082M1
- 40 3148503M2
- 41 3149278M1
- 42 020955P1
- 43 041915N1
- 44 020954P1
- 45 041917P1
- 46 363284X1
- 47 354041X1



30-140 No



30-100 No

- 1 MOLA
- 1 ARRUELA
- 1 ANEL TRAVA
- 1 ANEL "O"
- 1 ALAVANCA
- 1 ALAVANCA
- 2 CJ. FREIO
- 2 CALÇO
- 2 ANEL TRAVA
- 8 PARAFUSO
- 8 ARRUELA
- 4 BATENTE
- 4 PINO
- 1 CARCAÇA
- 1 CARCAÇA
- 22 PORCA
- 8 ARRUELA
- 8 PARAFUSO
- 24 PORCA
- 4 ARRUELA
- 4 BUJÃO
- 2 RESPIRO
- 2 RETENTOR
- X CALÇO
- X CALÇO
- X CALÇO
- 1 CONE
- 2 EIXO
- 6 ENGRENAGEM
- 18 ARRUELA
- 336 ROLETE
- 12 ARRUELA
- 4 ROLAMENTO
- 4 ROLAMENTO
- 2 RETENTOR
- 2 TAMPA
- 24 PARAFUSO
- 2 ESPAÇADOR
- 2 ANEL
- 2 EIXO
- 16 PARAFUSO
- 2 ANEL "O"
- 12 PARAFUSO
- 6 CHAPA
- 6 EIXO
- 2 PORTA ENGRENAGEM
- 2 COROA
- 2 ENGRENAGEM
- 2 PINO
- 2 CUPILHA

- SPRING
- WASHER
- CIRCLIP
- O RING
- LEVER
- LEVER
- KIT, BRAKE
- SHIM
- CIRCLIP
- BOLT
- WASHER
- STOP
- PIN
- HOUSING
- HOUSING
- NUT
- WASHER
- SCREW
- NUT
- WASHER
- PLUG
- BREATHER
- OIL SEAL
- SHIM
- SHIM
- SHIM
- CONE
- SHAFT
- GEAR
- WASHER
- ROLLER
- WASHER
- BEARING
- BEARING
- SEAL
- COVER
- BOLT
- SPACER
- RING
- SHAFT
- BOLT
- O RING
- BOLT
- PLATE
- SHAFT
- CARRIER
- SPROCKET
- GEAR
- PIN
- COTTER PIN

- RESORTE
- ARANDELA
- CIRCULITO
- JUNTA TORICA
- PALANCA
- PALANCA
- FRENOS JUEGO
- CALCE
- CIRCULITO
- PERNO
- ARANDELA
- PARO
- PASADOR
- ALOJAMIENTO
- ALOJAMIENTO
- TUERCA
- ARANDELA
- TORNILLO
- TUERCA
- ARANDELA
- TAPON
- RESPIRADERO
- BUJE RETENACEITE
- CALCE
- CALCE
- CALCE
- CONO
- ARBOL
- ENGRANAJE
- ARANDELA
- RODILLO
- ARANDELA
- COJINETE
- COJINETE
- RETEN
- CUBIERTA
- PERNO
- PIEZA DISTANCIA
- ARO
- ARBOL
- PERNO
- JUNTA TORICA
- PERNO
- CHAPA
- ARBOL
- PORTADOR
- RUEDA DE CADENA
- ENGRANAJE
- PASADOR
- PASADOR DOUBLE

T0210113A

EH46Z005

C068002 E02 (1)

10/04

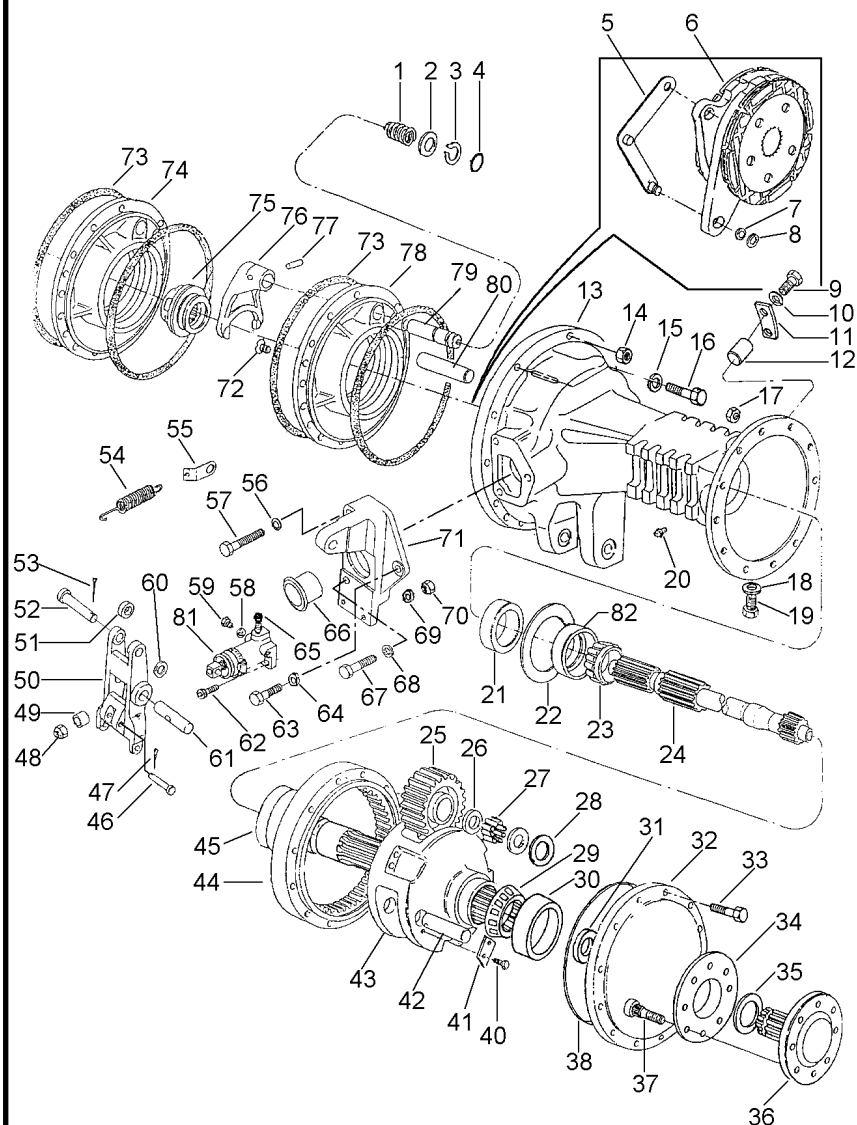
30-70

**Eixo Traseiro E Diferencial**  
**Rear Axle And Diferential**  
**Aje Trasero E Diferencial**

Sem Tdpi
Without Ipto
Sin Tdfr

**30-70**

**Com Sistema Ferguson  
With Ferguson System  
Con Sistema Ferguson**




- 48 330797X1  
49 1865002M1  
50 023327P1  
51 020894P1  
52 021464P1  
53 354059X1  
54 184171M1  
55 020924P1  
56 353434X1  
57 353898X1  
58 1440993X1  
59 021349P1  
60 353757X1  
61 020895P1  
62 353508X1  
63 353691X1  
64 353434X1  
65 023473P1  
66 1860959M1  
67 353897X1  
68 353434X1  
69 353441X1  
70 353918X1  
71 023461N1  
  
71 023462N1  
  
72 034013P1  
73 1860838M2  
74 020931P1  
75 897003M3  
76 906807M1  
77 420407M1  
78 020932P1  
79 020943P1  
80 020942P1  
81 020543T1  
82 020904T1

- 2 PORCA  
2 ESPAÇADOR  
2 ACIONADOR  
2 ESPAÇADOR  
2 PINO  
2 CONTRAPINO  
2 MOLA  
2 SUPORTE  
2 ARRUELA  
2 PARAFUSO  
2 ANEL  
2 BUJÃO  
2 ARRUELA  
2 PINO  
4 PARAFUSO  
2 PARAFUSO  
2 ARRUELA  
2 TAMPÃO  
2 CAPA  
2 PARAFUSO  
2 ARRUELA  
4 ARRUELA  
4 PORCA  
1 SUPORTE
- 1 SUPORTE
- 4 PARAFUSO  
4 ANEL "O"  
1 PLACA  
1 LUVA  
1 GARFO  
1 PINO  
1 PLACA  
1 EIXO  
2 EIXO  
2 CILINDRO  
1 CAPA ROLAMENTO


- NUT  
SPACER  
DRIVE  
SPACER  
PIN  
DOWEL  
SPRING  
BRACKET  
WASHER  
BOLT  
RING  
PLUG  
WASHER  
PIN  
BOLT  
BOLT  
WASHER  
PAD  
CAP  
BOLT  
WASHER  
WASHER  
NUT  
BRACKET
- BRACKET
- BOLT  
O RING  
PLATE  
SLEEVE  
FORK  
PIN  
PLATE  
SHAFT  
SHAFT  
CYLINDER  
BEARING CAP

- TUERCA  
PIEZA DISTANCIA  
TRASMISION  
PIEZA DISTANCIA  
PASADOR  
CENTRAJE  
RESORTE  
SOPORTE  
ARANDELA  
PERNO  
ARO  
TAPON  
ARANDELA  
PASADOR  
PERNO  
PERNO  
ARANDELA  
ALMOHADILLA  
TAPA  
PERNO  
ARANDELA  
ARANDELA  
TUERCA  
SOPORTE  
  
SOPORTE  
  
PERNO  
JUNTA TORICA  
PLATO  
MANCHA  
HORQUILLA  
PASADOR  
PLATO  
ARBOL  
ARBOL  
CILINDRO  
TAPA DE COJINETE

▶ 30-105 No

 30-110 No



 70-10 No

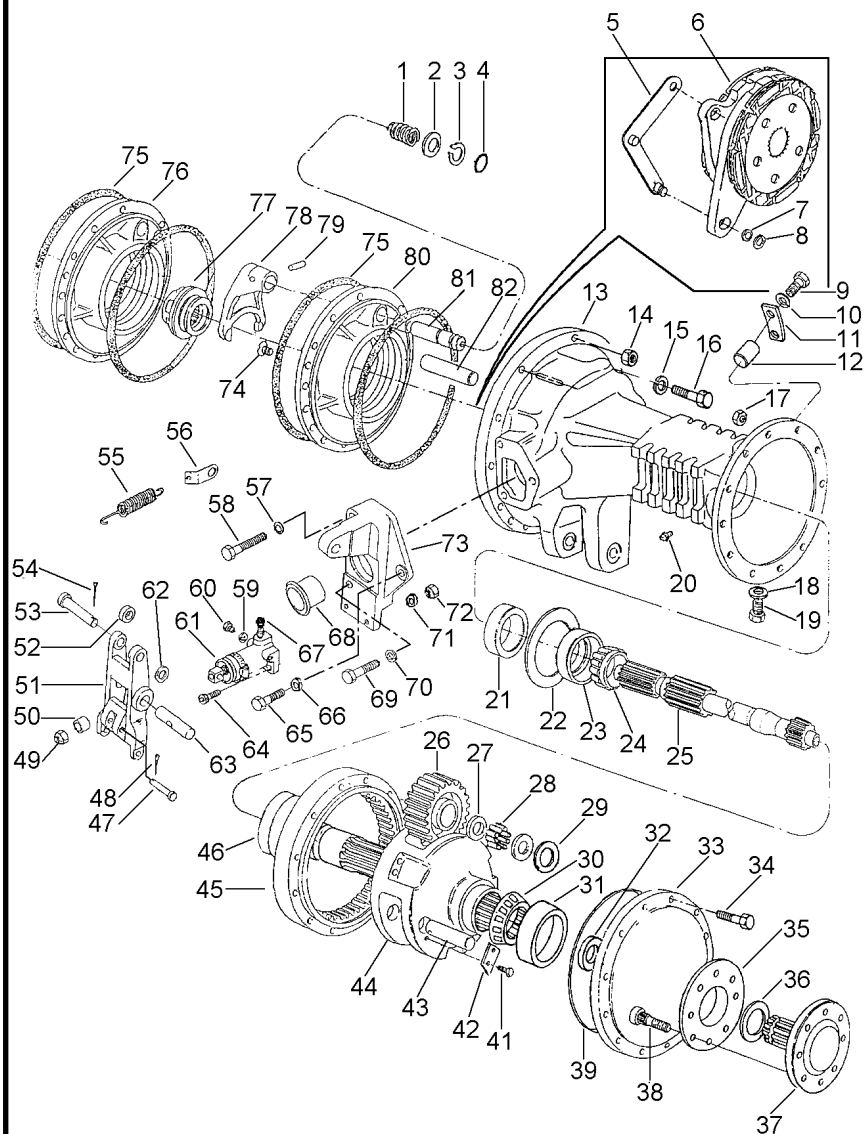


**Eixo Traseiro E Diferencial**  
**Rear Axle And Differential**  
**Aje Trasero E Diferencial**

**Tdpi 540/1000 Rpm**  
**lpto 540/1000 Rpm**  
**Tdft 540/1000 Rpm**

**30-75**

**Sem Hidráulico**  
**Without Hydraulic**  
**Sin Hidraulico**



- 1 906808M1
- 2 1864764M1
- 3 358950X1
- 4 851258M1
- 5 036591S1
- 5 036560S1
- 6 020905N1
- 7 829258M1
- 8 1440475X1
- 9 353677X1
- 10 353446X1
- 11 020925P1
- 12 1488046M1
- 13 041923P1
- 13 041924P1
- 14 363627X1
- 15 353439X1
- 16 354651X1
- 17 338600X1
- 18 180474M1
- 19 3409712M1
- 20 182099M91
- 21 1860954M1
- 22 042576P1
- 22 042575P1
- 22 042574P1
- 23 020904T1
- 24 020902T1
- 25 041926P1
- 26 020940P1
- 27 020916P1
- 28 490016M1
- 29 1487072M2
- 30 3176506M91
- 31 3176506M91
- 32 022518P1
- 33 041913P1
- 34 338598X1
- 35 894756M1
- 36 1487077M1
- 37 051467P1
- 38 020928P1
- 39 1487082M1
- 41 3148503M2
- 42 3149278M1
- 43 020955P1
- 44 041915N1
- 45 020954P1
- 46 041917P1
- 47 363284X1

▶▶▶ 30-140 No

▶▶▶

▶▶▶ 30-100 No

- |                    |             |                  |
|--------------------|-------------|------------------|
| 1 MOLA             | SPRING      | RESORTE          |
| 1 ARRUELA          | WASHER      | ARANDELA         |
| 1 ANEL TRAVA       | CIRCLIP     | CIRCULITO        |
| 1 ANEL "O"         | O RING      | JUNTA TORICA     |
| 1 ALAVANCA         | LEVER       | PALANCA          |
| 1 ALAVANCA         | LEVER       | PALANCA          |
| 2 CJ. FREIO        | KIT, BRAKE  | FRENOS JUEGO     |
| 2 CALÇO            | SHIM        | CALCE            |
| 2 ANEL TRAVA       | CIRCLIP     | CIRCULITO        |
| 8 PARAFUSO         | BOLT        | PERNO            |
| 8 ARRUELA          | WASHER      | ARANDELA         |
| 4 BATENTE          | STOP        | PARO             |
| 4 PINO             | PIN         | PASADOR          |
| 1 CARCAÇA          | HOUSING     | ALOJAMIENTO      |
| 1 CARCAÇA          | HOUSING     | ALOJAMIENTO      |
| 22 PORCA           | NUT         | TUERCA           |
| 8 ARRUELA          | WASHER      | ARANDELA         |
| 8 PARAFUSO         | SCREW       | TORNILLO         |
| 24 PORCA           | NUT         | TUERCA           |
| 4 ARRUELA          | WASHER      | ARANDELA         |
| 4 BUJÃO            | PLUG        | TAPON            |
| 2 RESPIRO          | BREATHER    | RESPIRADERO      |
| 2 RETENTOR         | OIL SEAL    | BUJE RETENACEITE |
| X CALÇO            | SHIM        | CALCE            |
| X CALÇO            | SHIM        | CALCE            |
| X CALÇO            | SHIM        | CALCE            |
| 1 CAPA ROLAMENTO   | BEARING CAP | TAPA DE COJINETE |
| 1 CONE             | CONE        | CONO             |
| 2 EIXO             | SHAFT       | ARBOL            |
| 6 ENGRANAGEM       | GEAR        | ENGRANAJE        |
| 18 ARRUELA         | WASHER      | ARANDELA         |
| 336 ROLETE         | ROLLER      | RODILLO          |
| 12 ARRUELA         | WASHER      | ARANDELA         |
| 4 ROLAMENTO        | BEARING     | COJINETE         |
| 4 ROLAMENTO        | BEARING     | COJINETE         |
| 2 RETENTOR         | SEAL        | REten            |
| 2 TAMPA            | COVER       | CUBIERTA         |
| 24 PARAFUSO        | BOLT        | PERNO            |
| 2 ESPAÇADOR        | SPACER      | PIEZA DISTANCIA  |
| 2 ANEL             | RING        | ARO              |
| 2 EIXO             | SHAFT       | ARBOL            |
| 16 PARAFUSO        | BOLT        | PERNO            |
| 2 ANEL "O"         | O RING      | JUNTA TORICA     |
| 12 PARAFUSO        | BOLT        | PERNO            |
| 6 CHAPA            | PLATE       | CHAPA            |
| 6 EIXO             | SHAFT       | ARBOL            |
| 2 PORTA ENGRANAGEM | CARRIER     | PORTADOR         |
| 2 COROA            | SPROCKET    | RUEDA DE CADENA  |
| 2 ENGRANAGEM       | GEAR        | ENGRANAJE        |
| 2 PINO             | PIN         | PASADOR          |

T0210131A

EH47Z009

C068002 E02 (1)

10/04

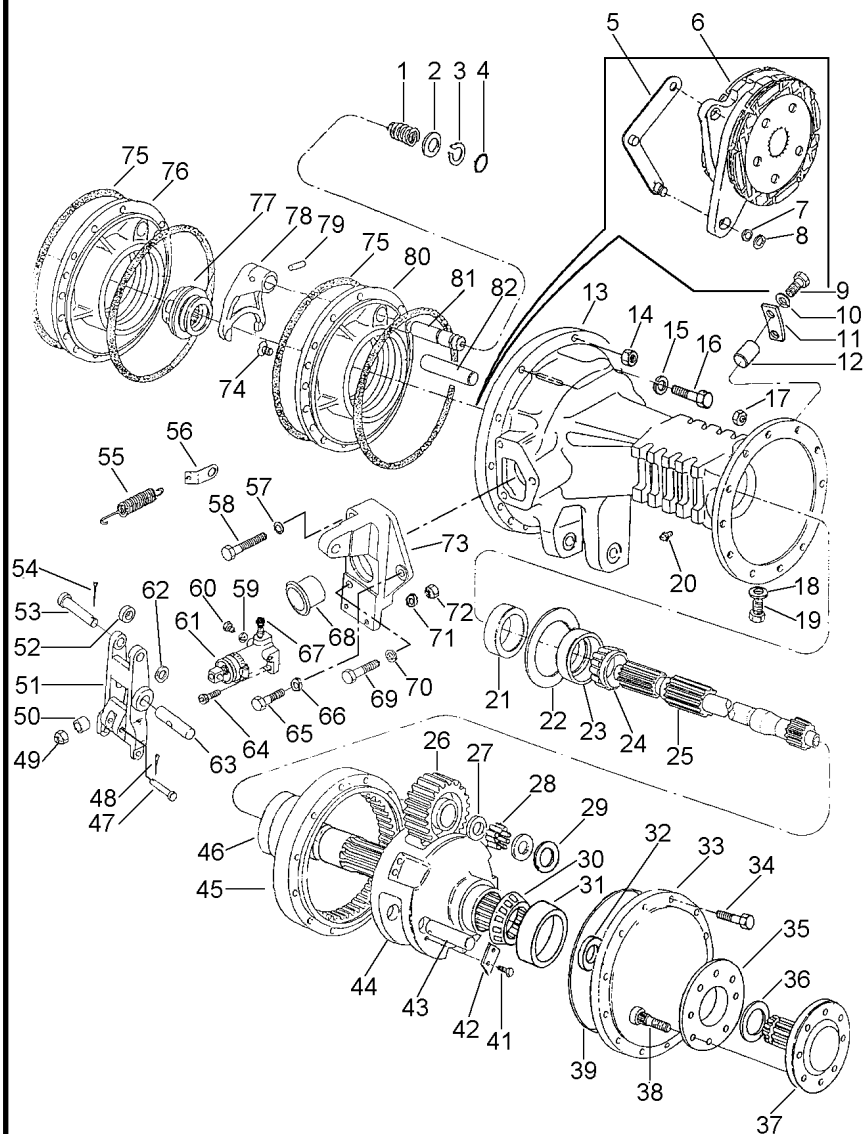
30-75

Eixo Traseiro E Diferencial  
Rear Axle And Differential  
Aje Trasero E Diferencial

Tdpi 540/1000 Rpm  
Ipto 540/1000 Rpm  
Tdft 540/1000 Rpm

30-75

Sem Hidráulico  
Without Hydraulic  
Sin Hidraulico



- 48 354041X1
- 49 330797X1
- 50 1865002M1
- 51 023327P1
- 52 020894P1
- 53 021464P1
- 54 354059X1
- 55 184171M1
- 56 020924P1
- 57 353434X1
- 58 353898X1
- 59 1440993X1
- 60 021349P1
- 61 020543T1
- 62 353757X1
- 63 020895P1
- 64 353508X1
- 65 353691X1
- 66 353434X1
- 67 023473P1
- 68 1860959M1
- 69 353897X1
- 70 353434X1
- 71 353441X1
- 72 353918X1
- 73 023461N1
- 73 023462N1
- 74 034013P1
- 75 1860838M2
- 76 020931P1
- 77 897003M3
- 78 906807M1
- 79 420407M1
- 80 020932P1
- 81 020943P1
- 82 020942P1

70-10 No

30-105 No

30-110 No

- 2 CUPILHA
- 2 PORCA
- 2 ESPAÇADOR
- 2 ACIONADOR
- 2 ESPAÇADOR
- 2 PINO
- 2 CONTRAPINO
- 2 MOLA
- 2 SUPORTE
- 2 ARRUELA
- 2 PARAFUSO
- 2 ANEL
- 2 BUJÃO
- 2 CILINDRO
- 2 ARRUELA
- 2 PINO
- 4 PARAFUSO
- 2 PARAFUSO
- 2 ARRUELA
- 2 TAMPÃO
- 2 CAPA
- 2 PARAFUSO
- 2 ARRUELA
- 4 ARRUELA
- 4 PORCA
- 1 SUPORTE
- 1 SUPORTE
- 4 PARAFUSO
- 4 ANEL "O"
- 1 PLACA
- 1 LUVA
- 1 GARFO
- 1 PINO
- 1 PLACA
- 1 EIXO
- 2 EIXO

- COTTER PIN
- NUT
- SPACER
- DRIVE
- SPACER
- PIN
- DOWEL
- SPRING
- BRACKET
- WASHER
- BOLT
- RING
- PLUG
- CYLINDER
- WASHER
- PIN
- BOLT
- BOLT
- WASHER
- PAD
- CAP
- BOLT
- WASHER
- WASHER
- NUT
- BRACKET
- BRACKET
- BOLT
- O RING
- PLATE
- SLEEVE
- FORK
- PIN
- PLATE
- SHAFT
- SHAFT

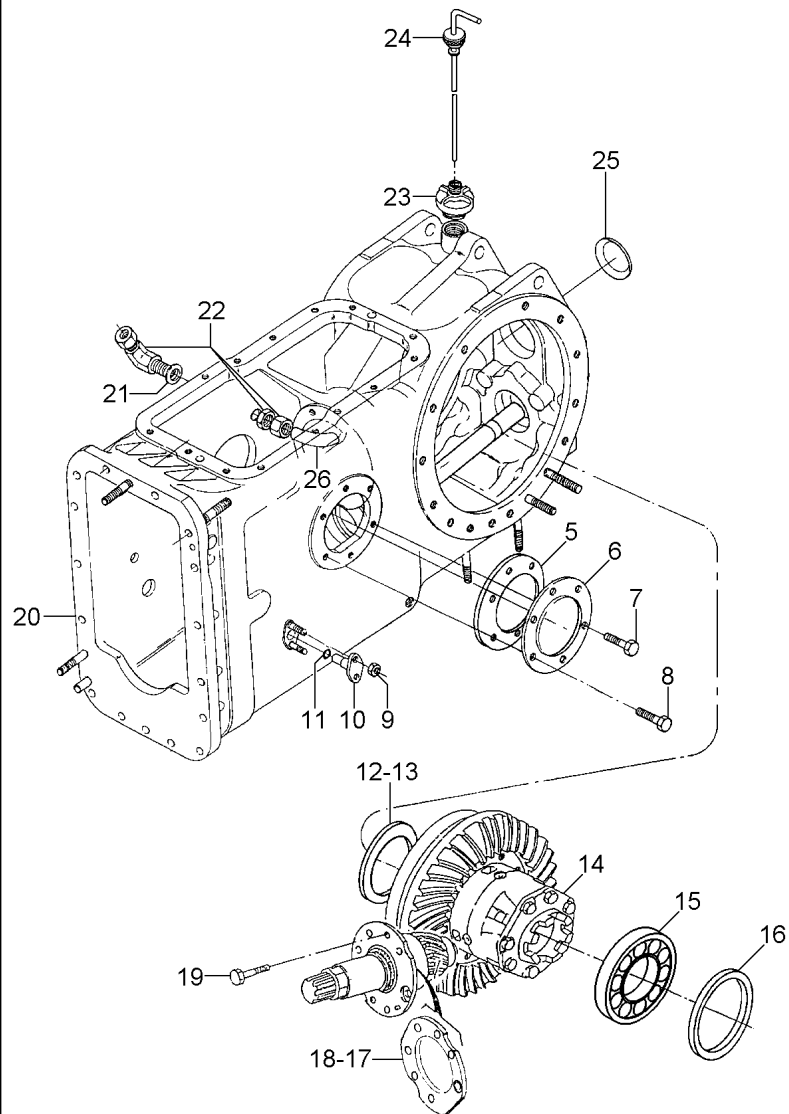
- PASADOR DOUBLE
- TUERCA
- PIEZA DISTANCIA
- TRASMISION
- PIEZA DISTANCIA
- PASADOR
- CENTRAJE
- RESORTE
- SOPORTE
- ARANDELA
- PERNO
- ARO
- TAPON
- CILINDRO
- ARANDELA
- PASADOR
- PERNO
- PERNO
- ARANDELA
- ALMOHADILLA
- TAPA
- PERNO
- ARANDELA
- ARANDELA
- TUERCA
- SOPORTE
- SOPORTE
- PERNO
- JUNTA TORICA
- PLATO
- MANCHA
- HORQUILLA
- PASADOR
- PLATO
- ARBOL
- ARBOL

Eixo Traseiro E Diferencial  
Rear Axle And Differential  
Aje Trasero E Diferencial

Tdpi 540/1000 Rpm  
lpto 540/1000 Rpm  
Tdft 540/1000 Rpm

30-80

Sem Hidráulico  
Without Hydraulic  
Sin Hidraulico



- 5 181217M1
- 6 489190M1
- 7 353698X1
- 8 353700X1
- 9 353916X1
- 10 898643M1
- 11 851258M1
- 12 023653P1
- 12 023654P1
- 12 023655P1
- 13 023634P1
- 13 023635P1
- 14 020953N2

7/16" - 14X1"

- 0,15
- 0,20
- 0,25
- 0,50
- 1,00

[A]

30-115 No

- 15 1850909M91
- 16 023662P1
- 16 023663P1
- 16 023664P1
- 16 023665P1
- 16 023666P1
- 17 023657P1
- 17 023658P1
- 18 023637P1
- 18 023638P1
- 18 023656P1
- 19 020920P1
- 20 049933N1
- 21 390855X1
- 22 020927P1
- 23 020908N1
- 24 020912N1
- 25 023639P1
- 26 020896P1

30-135 No

30-125 No

30-130 No

[A] VER BP 23/00  
SEE PB 23/00  
VER BR 23/00

- 1 JUNTA
- 1 TAMPA
- 4 PARAFUSO
- 2 PARAFUSO
- 4 PORCA
- 2 PINO
- 2 ANEL "O"
- X CALÇO
- X CALÇO
- X CALÇO
- X CALÇO
- X CALÇO
- 1 CJ. PINHÃO

- GASKET
- COVER
- BOLT
- BOLT
- NUT
- PIN
- O RING
- SHIM
- SHIM
- SHIM
- SHIM
- SHIM
- KIT, PINION

- EMPAQUETADURA.
- CUBIERTA
- PERNO
- PERNO
- TUERCA
- PASADOR
- JUNTA TORICA
- CALCE
- CALCE
- CALCE
- CALCE
- CALCE
- PINONES JUEGO

- 1 CJ. ROLAMENTO
- X CALÇO
- X CALÇO
- X CALÇO
- X CALÇO
- X CALÇO
- X CALÇO
- X CALÇO
- X CALÇO
- X CALÇO
- X CALÇO
- X CALÇO
- X CALÇO
- X CALÇO
- X CALÇO
- X CALÇO
- 6 PARAFUSO
- 1 CJ. CARÇAÇA
- 1 ARRUELA
- 1 CONEXÃO
- 1 CJ. TAMPA
- 1 CJ. VARETA
- 1 BUJÃO
- 1 TUBO

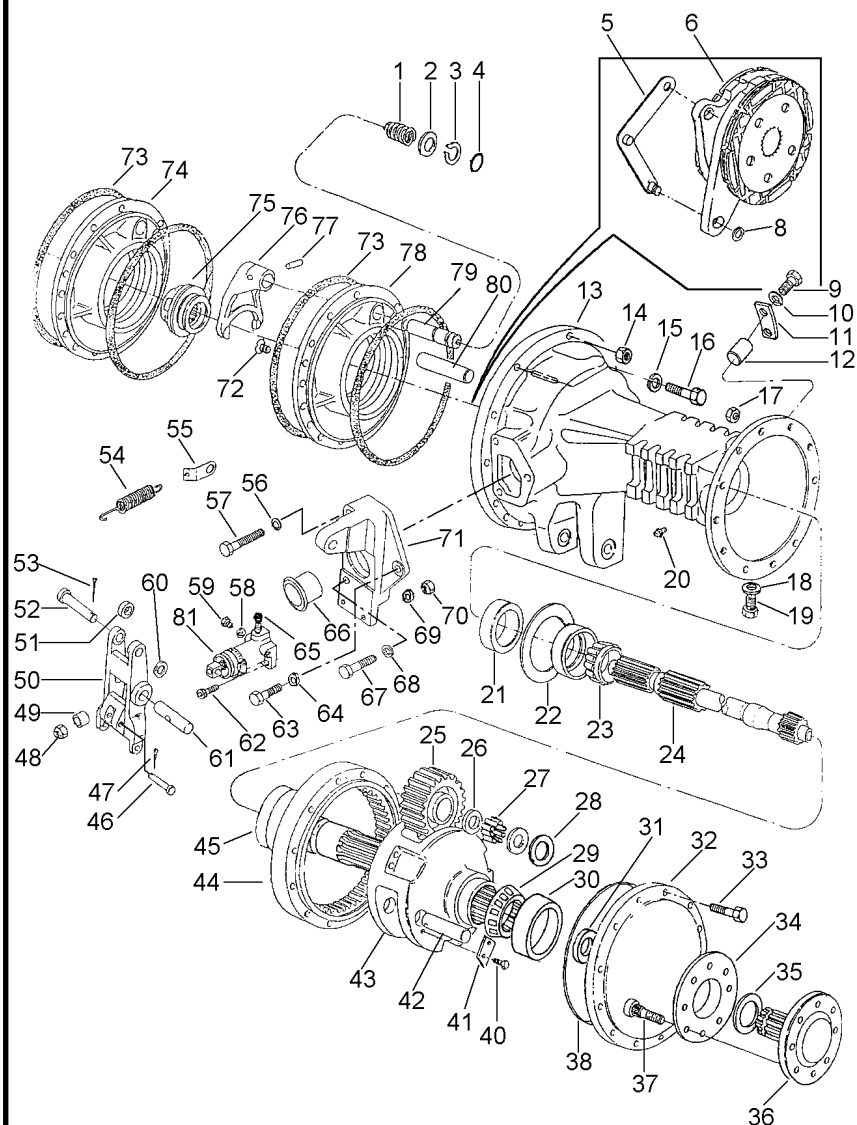
- BEARING ASSY
- SHIM
- SHIM
- SHIM
- SHIM
- SHIM
- SHIM
- SHIM
- SHIM
- SHIM
- SHIM
- SHIM
- SHIM
- SHIM
- SHIM
- SHIM
- BOLT
- HOUSE ASSY
- WASHER
- CONNECTION
- KIT, COVER
- KIT, DIPSTICK
- PLUG
- PIPE

- RODAMIENTO RAD
- CALCE
- CALCE
- CALCE
- CALCE
- CALCE
- CALCE
- CALCE
- CALCE
- CALCE
- CALCE
- CALCE
- CALCE
- CALCE
- CALCE
- CALCE
- CALCE
- PERNO
- CONJ. CARTER
- ARANDELA
- CONEXION
- JUEGO DE TAPA
- JGO.REGLA.NIVEL
- TAPON
- CANO

**Eixo Traseiro E Diferencial**  
**Rear Axle And Differential**  
**Aje Trasero E Diferencial**

**30-85**

**Com Fluxo Combinado**  
**With Combined Flow**  
**Con Combined Flow**



- 1 906808M1
- 2 1864764M1
- 3 358950X1
- 4 851258M1
- 5 036560S1
- 5 036591S1
- 6 020905N1
- 8 1440475X1
- 9 353677X1
- 10 353446X1
- 11 020925P1
- 12 1488046M1
- 13 041923P1
- 13 041924P1
- 14 363627X1
- 15 353439X1
- 16 354651X1
- 17 338600X1
- 18 180474M1
- 19 3409712M1
- 20 182099M91
- 21 1860954M1
- 22 042574P1
- 22 042575P1
- 22 042576P1
- 23 020902T1
- 24 041926P1
- 25 020940P1
- 26 020916P1
- 27 490016M1
- 28 1487072M2
- 29 832590M1
- 30 831894M1
- 31 022518P1
- 32 041913P1
- 33 338598X1
- 34 894756M1
- 35 1487077M1
- 36 051467P1
- 37 020928P1
- 38 1487082M1
- 40 3148503M2
- 41 3149278M1
- 42 020955P1
- 43 041915N1
- 44 020954P1
- 45 041917P1
- 46 363284X1
- 47 354041X1
- 48 330797X1



30-140 No



30-100 No

- |                    |            |                  |
|--------------------|------------|------------------|
| 1 MOLA             | SPRING     | RESORTE          |
| 1 ARRUELA          | WASHER     | ARANDELA         |
| 1 ANEL TRAVA       | CIRCLIP    | CIRCULITO        |
| 1 ANEL "O"         | O RING     | JUNTA TORICA     |
| 1 ALAVANCA         | LEVER      | PALANCA          |
| 1 ALAVANCA         | LEVER      | PALANCA          |
| 2 CJ. FREIO        | KIT, BRAKE | FRENOS JUEGO     |
| 2 ANEL TRAVA       | CIRCLIP    | CIRCULITO        |
| 8 PARAFUSO         | BOLT       | PERNO            |
| 8 ARRUELA          | WASHER     | ARANDELA         |
| 4 BATENTE          | STOP       | PARO             |
| 4 PINO             | PIN        | PASADOR          |
| 1 CARÇAÇA          | HOUSING    | ALOJAMIENTO      |
| 1 CARÇAÇA          | HOUSING    | ALOJAMIENTO      |
| 22 PORCA           | NUT        | TUERCA           |
| 8 ARRUELA          | WASHER     | ARANDELA         |
| 8 PARAFUSO         | SCREW      | TORNILLO         |
| 24 PORCA           | NUT        | TUERCA           |
| 4 ARRUELA          | WASHER     | ARANDELA         |
| 4 BUJÃO            | PLUG       | TAPON            |
| 2 RESPIRO          | BREATHER   | RESPIRADERO      |
| 2 RETENTOR         | OIL SEAL   | BUJE RETENACEITE |
| X CALÇO            | SHIM       | CALCE            |
| X CALÇO            | SHIM       | CALCE            |
| X CALÇO            | SHIM       | CALCE            |
| 1 CONE             | CONE       | CONO             |
| 2 EIXO             | SHAFT      | ARBOL            |
| 6 ENGRANAGEM       | GEAR       | ENGRANAJE        |
| 18 ARRUELA         | WASHER     | ARANDELA         |
| 336 ROLETE         | ROLLER     | RODILLO          |
| 12 ARRUELA         | WASHER     | ARANDELA         |
| 4 CONE             | CONE       | CONO             |
| 4 CAPA             | CAP        | TAPA             |
| 2 RETENTOR         | SEAL       | RETEN            |
| 2 TAMPA            | COVER      | CUBIERTA         |
| 24 PARAFUSO        | BOLT       | PERNO            |
| 2 ESPAÇADOR        | SPACER     | PIEZA DISTANCIA  |
| 2 ANEL             | RING       | ARO              |
| 2 EIXO             | SHAFT      | ARBOL            |
| 16 PARAFUSO        | BOLT       | PERNO            |
| 2 ANEL "O"         | O RING     | JUNTA TORICA     |
| 12 PARAFUSO        | BOLT       | PERNO            |
| 6 CHAPA            | PLATE      | CHAPA            |
| 6 EIXO             | SHAFT      | ARBOL            |
| 2 PORTA ENGRANAGEM | CARRIER    | PORTADOR         |
| 2 COROA            | SPROCKET   | RUEDA DE CADENA  |
| 2 ENGRANAGEM       | GEAR       | ENGRANAJE        |
| 2 PINO             | PIN        | PASADOR          |
| 2 CUPILHA          | COTTER PIN | PASADOR DOUBLE   |
| 2 PORCA            | NUT        | TUERCA           |

T0210159A

EH43Z003

C068002 E02 (1)

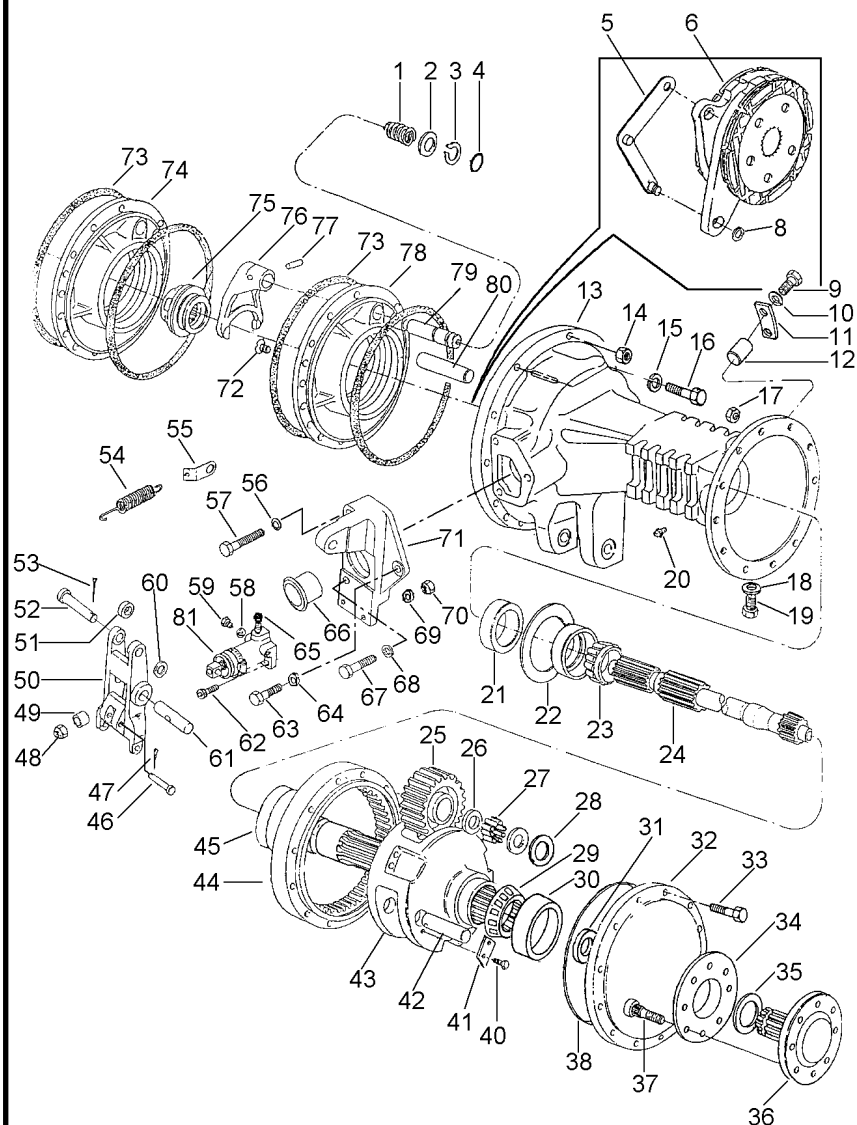
10/04

30-85

**Eixo Traseiro E Diferencial**  
**Rear Axle And Diferential**  
**Aje Trasero E Diferencial**

**30-85**

**Com Fluxo Combinado**  
**With Combined Flow**  
**Con Combined Flow**



- 49 1865002M1
- 50 023327P1
- 51 020894P1
- 52 021464P1
- 53 354059X1
- 54 184171M1
- 55 020924P1
- 56 353434X1
- 57 353898X1
- 58 1440993X1
- 59 021349P1
- 60 353757X1
- 61 020895P1
- 62 353508X1
- 63 353691X1
- 64 353434X1
- 65 023473P1
- 66 1860959M1
- 67 353897X1
- 68 353434X1
- 69 353441X1
- 70 353918X1
- 71 023461N1
- 71 023462N1
- 72 034013P1
- 73 1860838M2
- 74 020931P1
- 75 897003M3
- 76 906807M1
- 77 420407M1
- 78 020932P1
- 79 020943P1
- 80 020942P1
- 81 020543T1

- ▶ 30-105 No
- ▶ 30-110 No
- ▶ 70-10 No

- 2 ESPAÇADOR
- 2 ACIONADOR
- 2 ESPAÇADOR
- 2 PINO
- 2 CONTRAPINO
- 2 MOLA
- 2 SUPORTE
- 2 ARRUELA
- 2 PARAFUSO
- 2 ANEL
- 2 BUJÃO
- 2 ARRUELA
- 2 PINO
- 4 PARAFUSO
- 2 PARAFUSO
- 2 ARRUELA
- 2 TAMPÃO
- 2 CAPA
- 2 PARAFUSO
- 2 ARRUELA
- 4 ARRUELA
- 4 PORCA
- 1 SUPORTE
- 1 SUPORTE
- 4 PARAFUSO
- 4 ANEL "O"
- 1 PLACA
- 1 LUVA
- 1 GARFO
- 1 PINO
- 1 PLACA
- 1 EIXO
- 2 EIXO
- 2 CILINDRO

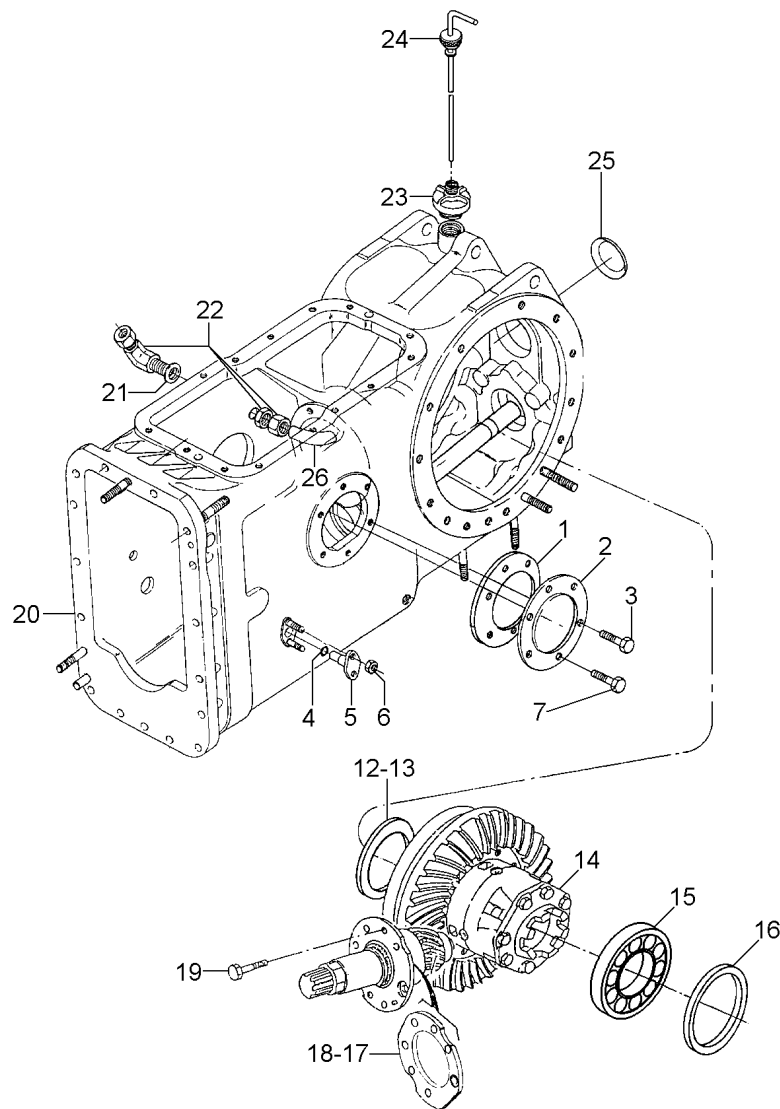
- SPACER
- DRIVE
- SPACER
- PIN
- DOWEL
- SPRING
- BRACKET
- WASHER
- BOLT
- RING
- PLUG
- WASHER
- PIN
- BOLT
- BOLT
- WASHER
- PAD
- CAP
- BOLT
- WASHER
- WASHER
- NUT
- BRACKET
- BRACKET
- BOLT
- O RING
- PLATE
- SLEEVE
- FORK
- PIN
- PLATE
- SHAFT
- SHAFT
- CYLINDER

- PIEZA DISTANCIA
- TRASMISION
- PIEZA DISTANCIA
- PASADOR
- CENTRAJE
- RESORTE
- SOPORTE
- ARANDELA
- PERNO
- ARO
- TAPON
- ARANDELA
- PASADOR
- PERNO
- PERNO
- ARANDELA
- ALMOHADILLA
- TAPA
- PERNO
- ARANDELA
- ARANDELA
- TUERCA
- SOPORTE
- SOPORTE
- PERNO
- JUNTA TORICA
- PLATO
- MANCHA
- HORQUILLA
- PASADOR
- PLATO
- ARBOL
- ARBOL
- CILINDRO

**Eixo Traseiro E Diferencial**  
**Rear Axle And Differential**  
**Aje Trasero E Diferencial**

**30-90**

**Com Fluxo Combinado**  
**With Combined Flow**  
**Con Combined Flow**



- 1 181217M1
- 2 070501P1
- 3 353700X1
- 4 851258M1
- 5 898643M1
- 6 353916X1
- 7 353698X1
- 12 023653P1
- 12 023654P1
- 12 023655P1
- 13 023634P1
- 13 023635P1
- 14 020953N2
- 15 1850909M91
- 16 023662P1
- 16 023663P1
- 16 023664P1
- 16 023665P1
- 16 023666P1
- 17 023657P1
- 17 023658P1
- 18 023637P1
- 18 023638P1
- 18 023656P1
- 19 020920P1
- 20 6207268M91
- 21 390855X1
- 22 020927P1
- 23 020908N1
- 24 020912N1
- 25 023639P1
- 26 020896P1

0,15mm  
 0,20mm  
 0,25mm  
 0,50mm  
 1,00mm  
 30-115 No

0,15mm  
 0,20mm  
 0,25mm  
 0,50mm  
 1,00mm  
 0,20mm  
 0,25mm  
 0,50mm  
 1,00mm  
 0,15mm

30-125 No  
 30-130 No

- 1 JUNTA
- 1 TAMPA
- 2 PARAFUSO
- 2 ANEL "O"
- 2 PINO
- 4 PORCA
- 4 PARAFUSO
- X CALÇO
- X CALÇO
- X CALÇO
- X CALÇO
- X CALÇO
- 1 C.J. PINHÃO
- 1 C.J. ROLAMENTO
- X CALÇO
- X CALÇO
- X CALÇO
- X CALÇO
- X CALÇO
- X CALÇO
- X CALÇO
- X CALÇO
- X CALÇO
- X CALÇO
- 6 PARAFUSO
- 1 C.J. CARÇAÇA
- 1 ARRUELA
- 1 CONEXÃO
- 1 C.J. TAMPA
- 1 C.J. VARETA
- 1 BUJÃO
- 1 TUBO

- GASKET
- COVER
- BOLT
- O RING
- PIN
- NUT
- BOLT
- SHIM
- SHIM
- SHIM
- SHIM
- SHIM
- KIT, PINION
- BEARING ASSY
- SHIM
- SHIM
- SHIM
- SHIM
- SHIM
- SHIM
- SHIM
- SHIM
- SHIM
- BOLT
- HOUSE ASSY
- WASHER
- CONNECTION
- KIT, COVER
- KIT, DIPSTICK
- PLUG
- PIPE

- EMPAQUETADURA.
- CUBIERTA
- PERNO
- JUNTA TORICA
- PASADOR
- TUERCA
- PERNO
- CALCE
- CALCE
- CALCE
- CALCE
- CALCE
- PINONES JUEGO
- RODAMIENTO RAD
- CALCE
- CALCE
- CALCE
- CALCE
- CALCE
- CALCE
- CALCE
- CALCE
- CALCE
- CALCE
- PERNO
- CONJ. CARTER
- ARANDELA
- CONEXION
- JUEGO DE TAPA
- JGO.REGLA.NIVEL
- TAPON
- CANO

Eixo Traseiro E Diferencial  
Rear Axle And Differential  
Axe Trasero E Diferencial

30-95

Com Fluxo Combinado  
With Combined Flow  
Con Combined Flow

- 1 1868538M4
- 2 038784N1
- 3 1662726M1
- 4 377832X1
- 5 027879P1
- 6 195507M1
- 7 377602X1
- 8 023234S1
- 9 1692582M1
- 10 035678T1
- 11 023239P1
- 12 023229N2
- 13 359103X1
- 14 034218N2

50-30 No

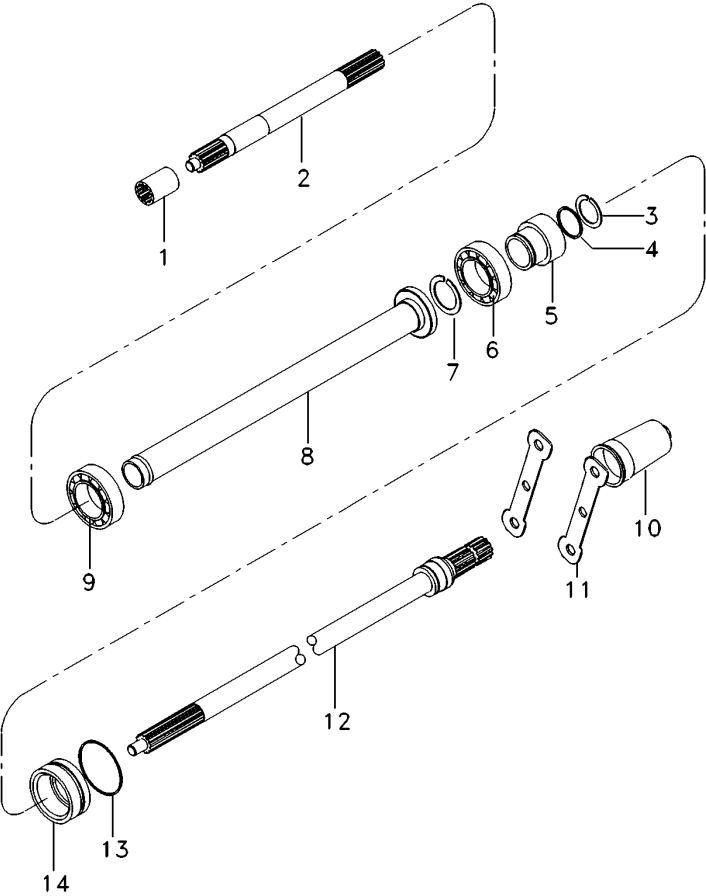
50-35 No

50-40 No

- 1 LUVA
- 1 EIXO
- 1 ANEL TRAVA
- 1 ANEL "O"
- 1 LUVA
- 1 ROLAMENTO
- 1 ANEL TRAVA
- 1 TUBO
- 1 ROLAMENTO
- 1 TAMPA
- 2 CHAPA
- 1 EIXO
- 1 ANEL "O"
- 1 LUVA

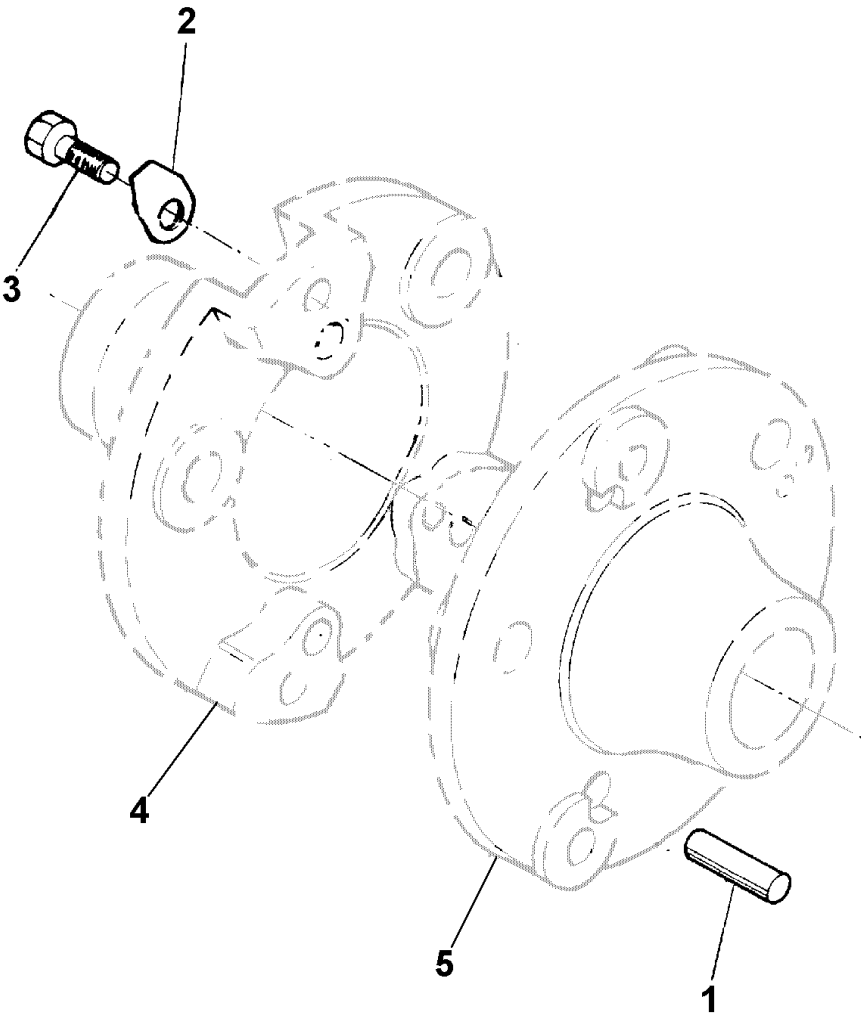
- SLEEVE
- SHAFT
- CIRCLIP
- O RING
- SLEEVE
- BEARING
- CIRCLIP
- PIPE
- BEARING
- COVER
- PLATE
- SHAFT
- O RING
- SLEEVE

- MANCHA
- ARBOL
- CIRCULITO
- JUNTA TORICA
- MANCHA
- COJINETE
- CIRCULITO
- CANO
- COJINETE
- CUBIERTA
- CHAPA
- ARBOL
- JUNTA TORICA
- MANCHA



Porta-Engrenagem  
Gear Holder  
Portaengranje

30-100



- 1 3410910M1
- 2 044436P1
- 3 3410911M1
- 4 023288P2
- 5 041919P2

- |                    |         |           |
|--------------------|---------|-----------|
| 3 PINO             | PIN     | PASADOR   |
| 3 TRAVA            | LOCK    | RETENEDOR |
| 3 PARAFUSO         | BOLT    | PERNO     |
| 1 PORTA ENGRENAGEM | CARRIER | PORTADOR  |
| 1 PORTA ENGRENAGEM | CARRIER | PORTADOR  |



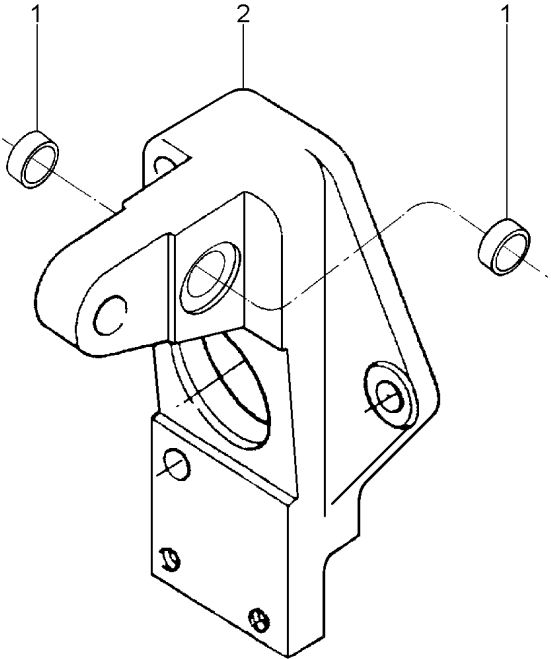
- 1 023359P1

2 023325P1
- 2 BUCHA

1 SUPORTE
- BUSH

BRACKET
- CASQUILLO

SOPORTE



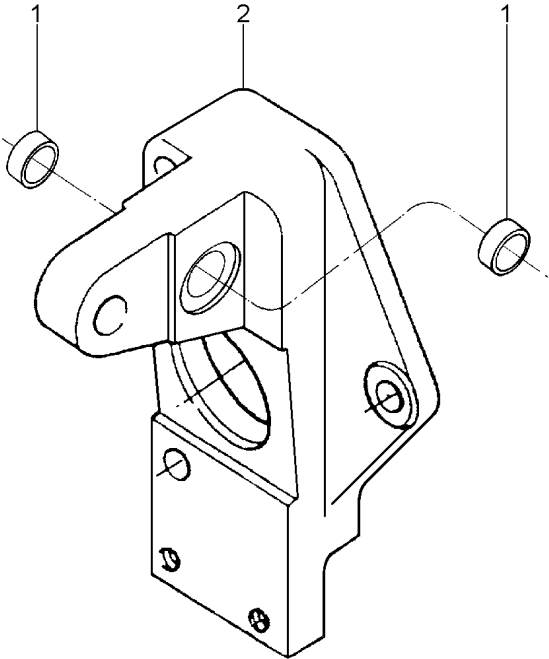
- 1 023359P1

2 023326P1
- 2 BUCHA

1 SUPORTE
- BUSH

BRACKET
- CASQUILLO

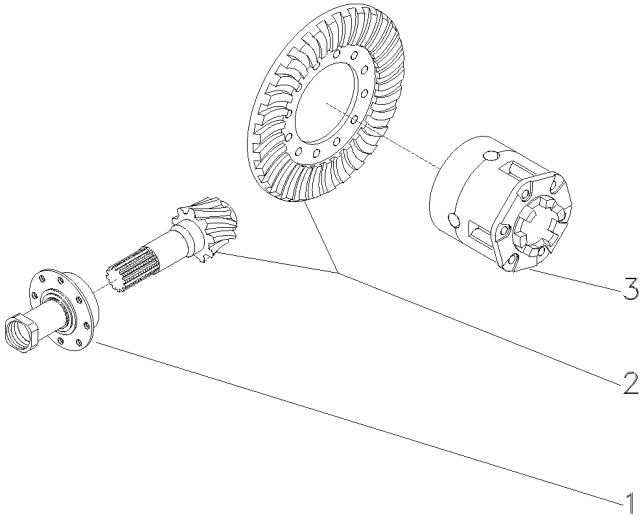
SOPORTE

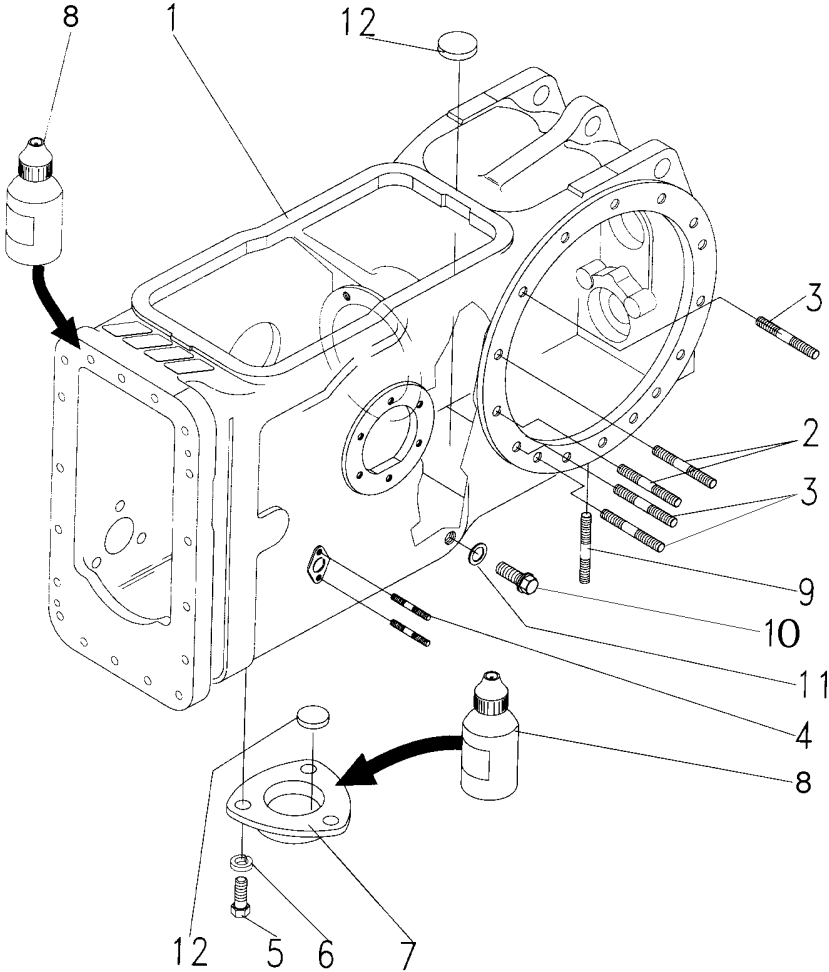


Pinhão E Diferencial  
Pinion And Differential  
Piñon Y Diferencial

30-115

1 020937N2	30-155 No	1 FLANGE	FLANGE	PLETINA
2 072077N1	ZF	1 COROA E PINHÃO	KIT, BEVEL GEAR	CORONA Y PINON
2 072076N1	RAYTON	1 COROA E PINHÃO	KIT, BEVEL GEAR	CORONA Y PINON
3 020952N2	30-160 No	1 DIFERENCIAL	DIFFERENTIAL	DIFERENCIAL





- 1 042898P1
- 2 034616P1
- 3 034616P1
- 4 195569M1
- 5 353676X1
- 6 353446X1
- 7 063207P1
- 8 0710130
- 9 490808M1
- 10 3409712M1
- 11 180474M1
- 12 020468T1

- 1 CARÇA
- 18 PRISIONEIRO
- 2 PRISIONEIRO
- 4 PRISIONEIRO
- 3 PARAFUSO
- 3 ARRUELA
- 1 TAMPA
- 1 LOCTITE 598
- 4 PRISIONEIRO
- 1 BUJÃO
- 1 ARRUELA
- 3 MAGNÉTICO

- HOUSING
- STUD
- STUD
- STUD
- BOLT
- WASHER
- COVER
- LOCTITE 598
- STUD
- PLUG
- WASHER
- MAGNET

- ALOJAMIENTO
- ESPARRAGO
- ESPARRAGO
- ESPARRAGO
- PERNO
- ARANDELA
- CUBIERTA
- LOCTITE 598
- ESPARRAGO
- TAPON
- ARANDELA
- IMAN

Tampa  
Cover  
Tapa

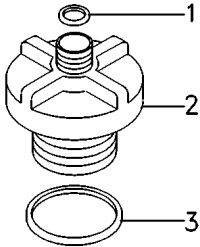
30-125

- 1 020909P1
- 2 020910P1
- 3 020911P1

- 1 ARRUELA
- 1 TAMPA
- 1 JUNTA

- WASHER
- COVER
- GASKET

- ARANDELA
- CUBIERTA
- EMPAQUETADURA.



Vareta De Nivel De Óleo  
Lubricating Oil Dipstick  
Varilla Del Nivel De Aceite Lubrificante

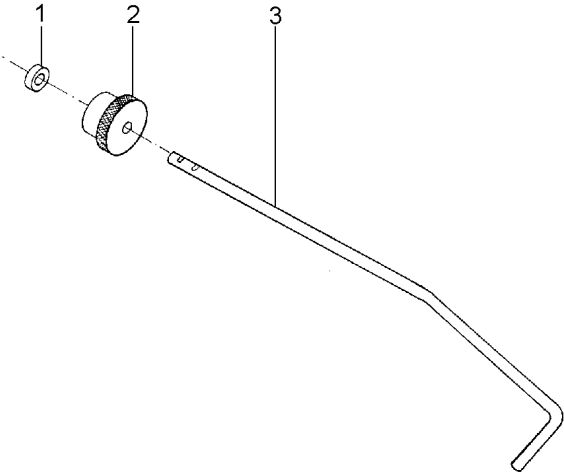
30-130

- 1 020914P1
- 2 020915P1
- 3 020913P1

- 1 ARRUELA
- 1 PORCA
- 1 MEDIDOR

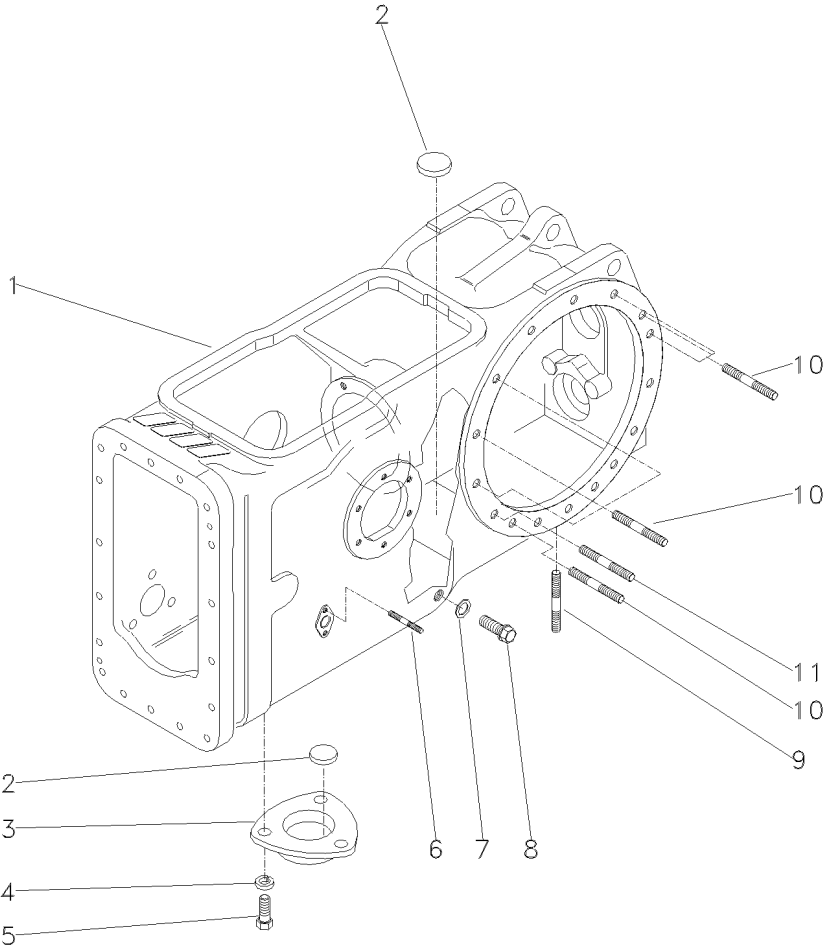
- WASHER
- NUT
- DIPSTICK

- ARANDELA
- TUERCA
- VARILLA ACEITE



Carcaça Central  
Middle Body  
Carcaza Central

30-135



- 1 023680P2
- 2 020468T1
- 3 063207P1
- 4 353446X1
- 5 353676X1
- 6 195569M1
- 7 180474M1
- 8 3409712M1
- 9 490808M1
- 10 034616P1
- 11 034616P1

- 1 CARÇAÇA
- 3 MAGNÉTICO
- 1 TAMPA
- 3 ARRUELA
- 3 PARAFUSO
- 4 PRISIONEIRO
- 1 ARRUELA
- 1 BUJÃO
- 4 PRISIONEIRO
- 18 PRISIONEIRO
- 2 PRISIONEIRO

- HOUSING
- MAGNET
- COVER
- WASHER
- BOLT
- STUD
- WASHER
- PLUG
- STUD
- STUD
- STUD

- ALOJAMIENTO
- IMAN
- CUBIERTA
- ARANDELA
- PERNO
- ESPARRAGO
- ARANDELA
- TAPON
- ESPARRAGO
- ESPARRAGO
- ESPARRAGO

Freio  
Brake  
Freno

30-140

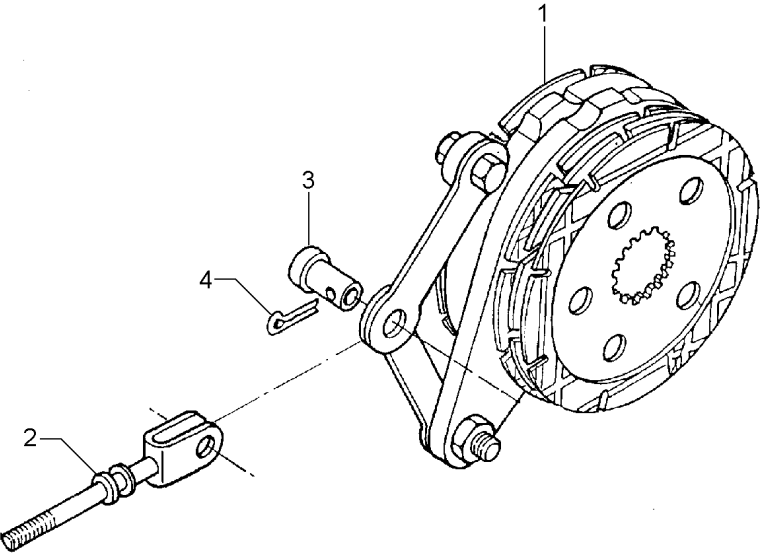
- 1 1861060M92
- 2 020929S1
- 3 195348M1
- 4 354068X1

30-145 No

- 1 FREIO
- 1 TIRANTE
- 1 PINO
- 1 CONTRAPINO

BRAKE  
ROD  
PIN  
DOWEL

FRENO  
VARILLA  
PASADOR  
CENTRAJE





Freio A Banho De Óleo  
Brake Oil Cooled  
Freno En Banho De Aceite

30-145

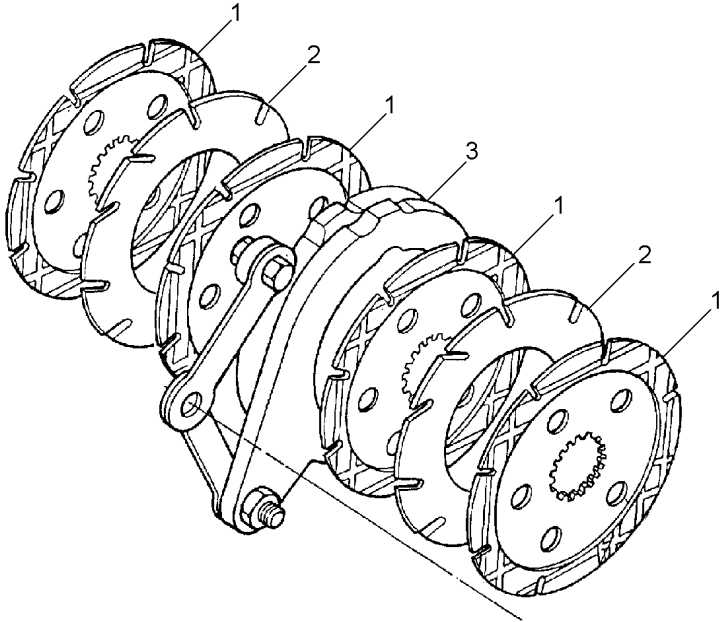
- 1 1860964M2
- 2 035670T1
- 3 1860963M91

- 060429P2
- 30-150 No

- 6 DISCO
- 4 DISCO
- 1 C.J. COMANDO

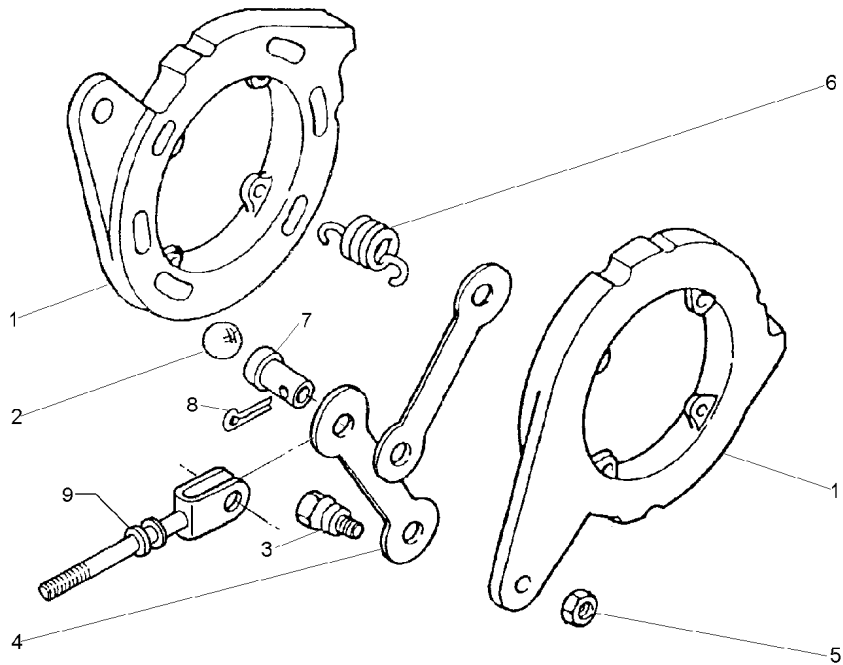
- DISC
- DISC
- KIT, ACTUATOR

- DISCO
- DISCO
- JUEGO ACTUADOR



Comando Do Freio  
Brake Drive  
Mando De Freno

30-150



- 1
- 2 16779X
- 3 1481654M1
- 4 1481653M1
- 5 353438X1
- 6 1853148M1
- 7 195348M1
- 8 354068X1
- 9 1861676M91

- 1860963M92
- 1/2
- 1/2X20

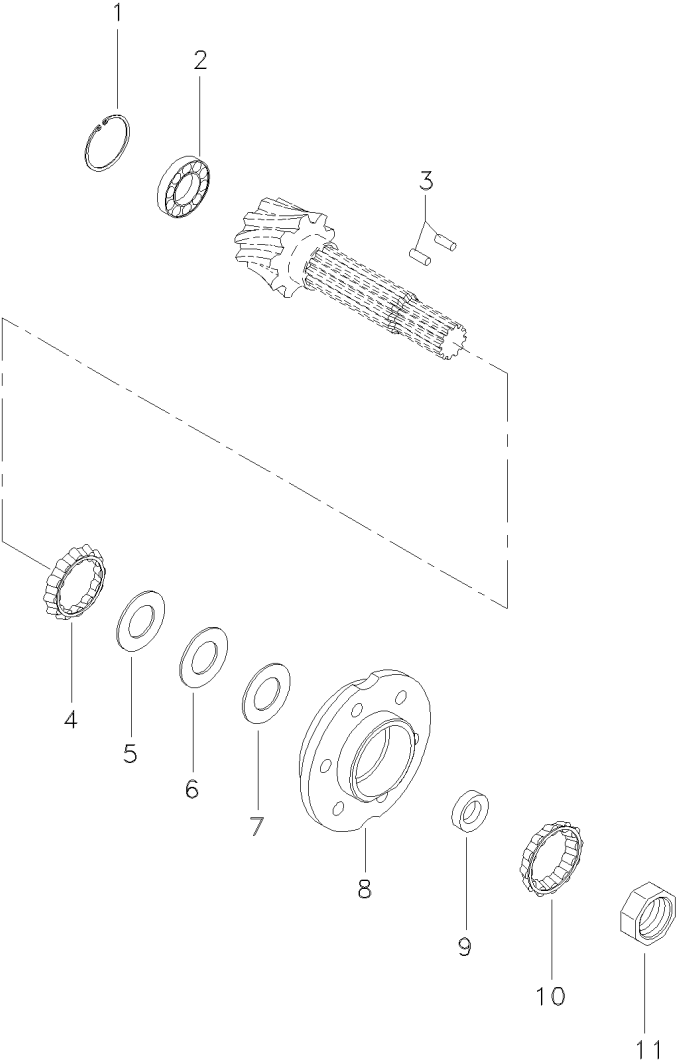
- 2 DISCO
- 6 ESFERA
- 2 PARAFUSO
- 2 BRAÇO
- 2 PORCA
- 4 MOLA
- 1 PINO
- 1 CONTRAPINO
- 1 TIRANTE

- DISC
- BALL
- BOLT
- ARM
- NUT
- SPRING
- PIN
- DOWEL
- ROD

- DISCO
- BOLA
- PERNO
- BRAZO
- TUERCA
- RESORTE
- PASADOR
- CENTRAJE
- VARILLA

Flange E Pinhão  
Flange And Pinion  
Pletina Y Piñon

30-155



- 1 366442X1
- 2 834733M1
- 3 3612442M1
- 4 020922T1
- 5 023242P1
- 6 023243P1
- 7 023244P1
- 8 020950N1
- 9 023240P1
- 10 3176710M91
- 11 020921P2

- 0,15 MM
- 0,20 MM
- 0,25 MM
- 30-165 No

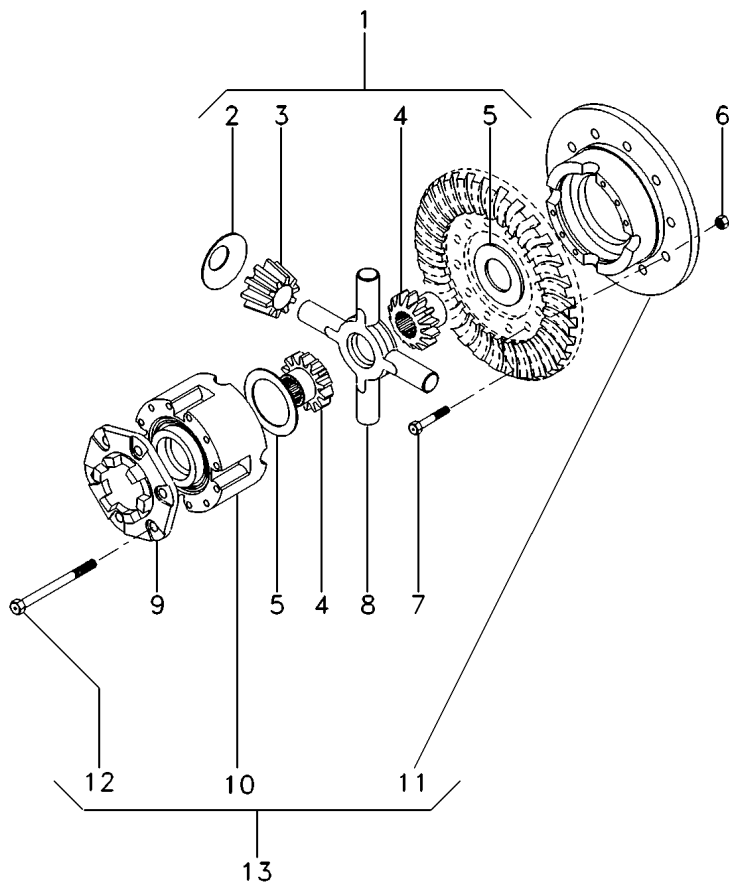
- 1 ANEL TRAVA
- 1 ROLAMENTO
- 2 ROLETE
- 1 ROLAMENTO
- X CALÇO
- X CALÇO
- X CALÇO
- 1 FLANGE
- 1 BUCHA
- 1 ROLAMENTO
- 1 PORCA

- CIRCLIP
- BEARING
- ROLLER
- BEARING
- SHIM
- SHIM
- SHIM
- FLANGE
- BUSH
- BEARING
- NUT

- CIRCULITO
- COJINETE
- RODILLO
- COJINETE
- CALCE
- CALCE
- CALCE
- PLETINA
- CASQUILLO
- COJINETE
- TUERCA

Diferencial  
Diferential  
Diferencial

30-160

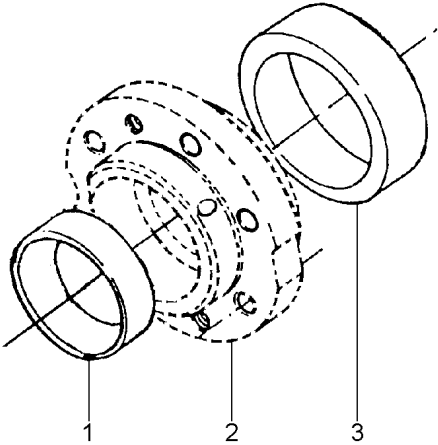


- 1 2710005M92
- 2 038730P1 1
- 3 2746322M1 1
- 4 885518M1 1
- 5 897726M1 1
- 6 891947M1 1
- 7 825776M1
- 8 894302M5
- 9 898712M2
- 10 13
- 11 13
- 12 490001M1 13
- 13 033359N1

- |    |                 |                  |                  |
|----|-----------------|------------------|------------------|
| 1  | CJ. ENGRENAGEM  | KIT, GEAR        | ENGRANAJES JUEGO |
| 4  | ARRUELA         | WASHER           | ARANDELA         |
| 4  | ENGRENAGEM      | GEAR             | ENGRANAJE        |
| 2  | ENGRENAGEM      | GEAR             | ENGRANAJE        |
| 2  | ARRUELA         | WASHER           | ARANDELA         |
| 12 | PORCA           | NUT              | TUERCA           |
| 12 | PARAFUSO        | BOLT             | PERNO            |
| 1  | CRUZETA         | SPIDER           | CRUCETA          |
| 1  | FLANGE          | FLANGE           | PLETINA          |
| 1  | CAIXA           | BOX              | CAJA             |
| 1  | CAIXA           | BOX              | CAJA             |
| 8  | PARAFUSO        | BOLT             | PERNO            |
| 1  | CJ. DIFERENCIAL | KIT,DIFFERENTIAL | JGO.DIFERENCIAL. |

Flange  
Flange  
Placa

30-165

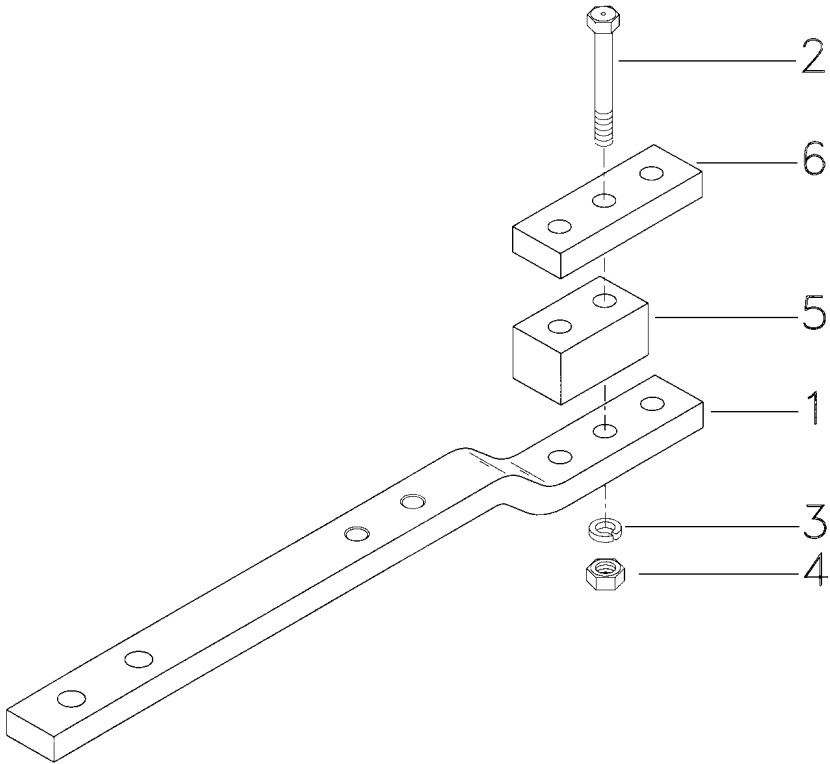


- 1 3176710M91
- 2
- 3 020923T1

- |             |         |          |
|-------------|---------|----------|
| 1 ROLAMENTO | BEARING | COJINETE |
| 1 FLANGE    | FLANGE  | PLETINA  |
| 1 CAPA      | CAP     | TAPA     |

Barra De Tração  
Drawbar  
Barra De Tiro

40-10



- 1 020032P2
- 2 357061X1
- 3 353442X1
- 4 375101X1
- 5 020033P2
- 6 020034P2

- 1 BARRA DE TRAÇÃO
- 2 PARAFUSO
- 2 ARRUELA
- 2 PORCA
- 1 ESPAÇADOR
- 1 BARRA

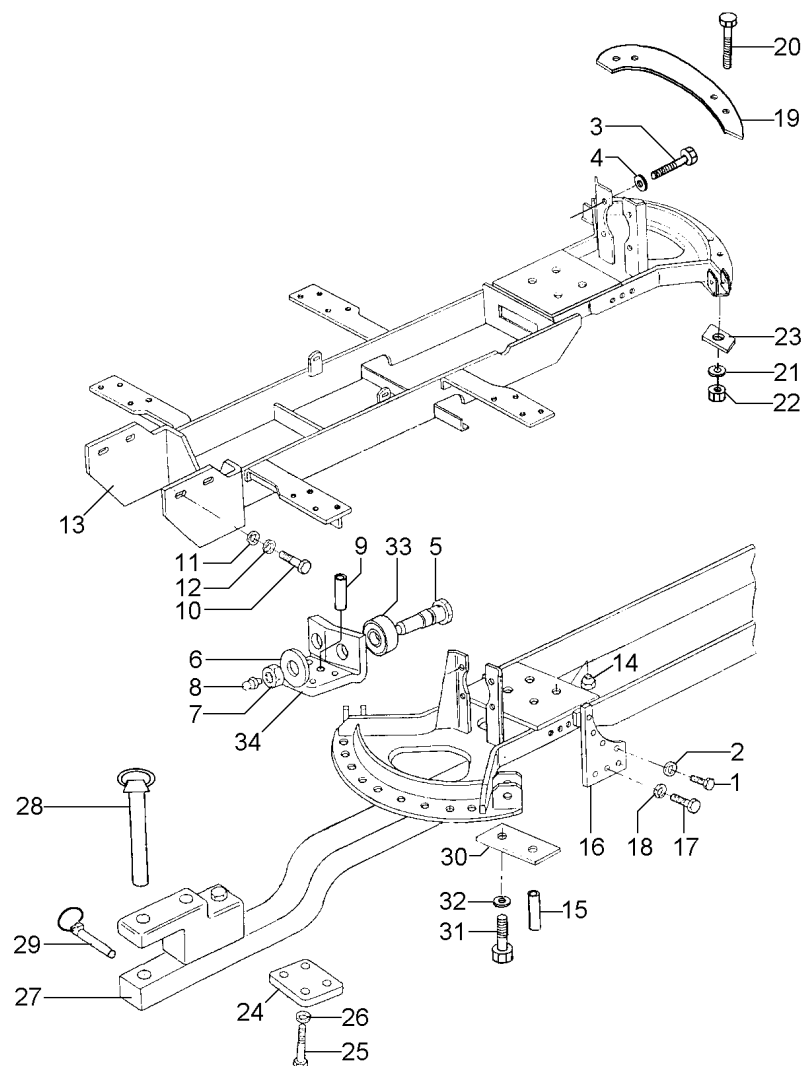
- DRAWBAR
- BOLT
- WASHER
- NUT
- SPACER
- BAR

- BARRA DE TIRO
- PERNO
- ARANDELA
- TUERCA
- PIEZA DISTANCIA
- BARRA

Viga Mestra E Barra De Tração  
Master Beam And Drawbar  
Viga Mestra Y Barra De Tiro

40-15

Com Sistema Ferguson  
With Ferguson System  
Con Sistema Ferguson



- 1 366909X1
- 2 353439X1
- 3 353726X1
- 4 353433X1
- 5 762235M1
- 6 353443X1
- 7 375115X1
- 8 365572X1
- 9 390383X1
- 9 391276X1
- 10 353726X1
- 11 3585377M1
- 12 353433X1
- 13 020000S1
- 13 039583S2
- 14 909718M1
- 15 020023P1
- 16 020027P1
- 17 353726X1
- 18 353433X1
- 19 020028P1
- 20 490481M1
- 21 353440X1
- 22 353435X1
- 23 020029P1
- 24 020030P1
- 25 354290X1
- 26 353433X1
- 27 020031N1
- 28 020035N1
- 29 810285M92
- 30 020037S1
- 31 354277X1
- 32 353439X1
- 33 762234M2
- 34 020040P1

⌀ 6  
⌀ 10

[B]  
[A]

👁 40-10 No

[A] COM HIDROTRONIC  
WITH HIDROTRONIC  
CON HIDROTRONIC

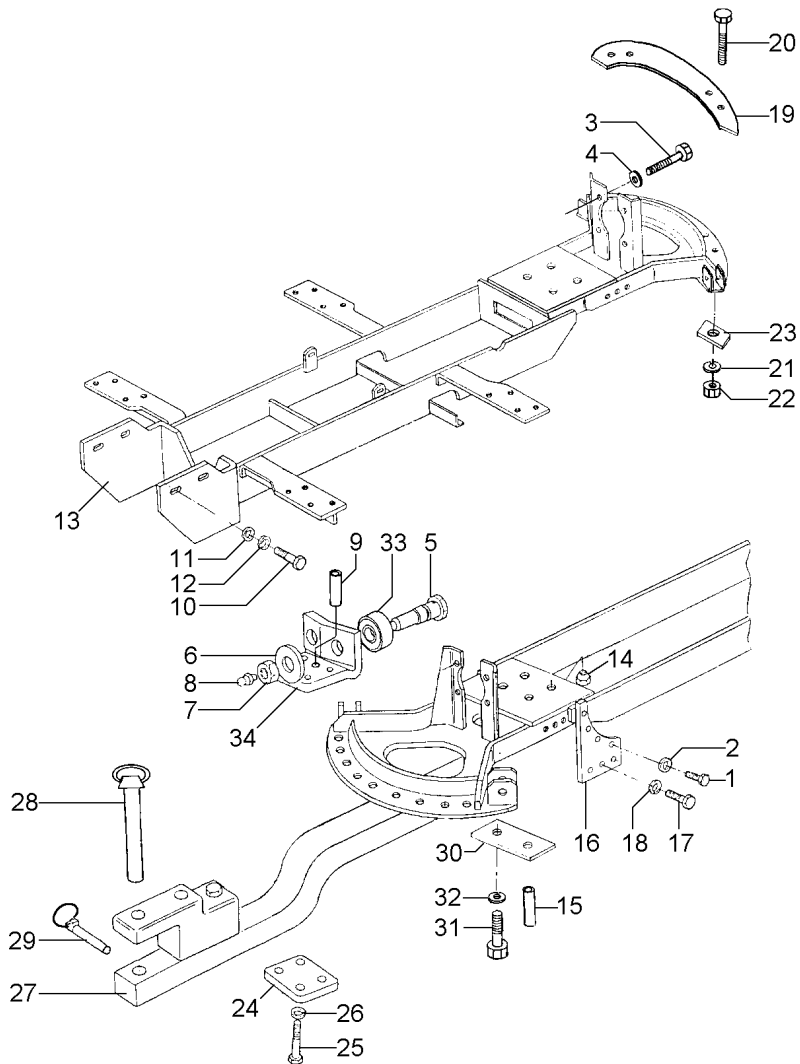
[B] SEM HIDROTRONIC  
WITHOUT HIDROTRONIC  
SIN HIDROTRONIC

8 PARAFUSO	BOLT	PERNO
8 ARRUELA	WASHER	ARANDELA
4 PARAFUSO	BOLT	PERNO
4 ARRUELA	WASHER	ARANDELA
2 PINO	PIN	PASADOR
2 ARRUELA	WASHER	ARANDELA
2 PORCA	NUT	TUERCA
2 GRAXEIRA	GREASER	ENGASADOR
1 PINO	PIN	PASADOR
1 PINO	PIN	PASADOR
4 PARAFUSO	BOLT	PERNO
4 ARRUELA	WASHER	ARANDELA
4 ARRUELA	WASHER	ARANDELA
1 VIGA	BEAM	VIGA
1 VIGA	BEAM	VIGA
4 PORCA	NUT	TUERCA
1 PINO	PIN	PASADOR
2 PLACA	PLATE	PLATO
6 PARAFUSO	BOLT	PERNO
6 ARRUELA	WASHER	ARANDELA
1 REVESTIMENTO	MAT	ALFOMBRA
4 PARAFUSO	BOLT	PERNO
4 ARRUELA	WASHER	ARANDELA
4 PORCA	NUT	TUERCA
2 BATENTE	STOP	PARO
1 PLACA	PLATE	PLATO
4 PARAFUSO	BOLT	PERNO
4 ARRUELA	WASHER	ARANDELA
1 CJ. BARRA	KIT, DRAWBAR	JGO.BARRA TIRO
1 CJ. PINO	KIT, PIN	JUEGO PASADOR
1 PINO	PIN	PASADOR
1 PLACA	PLATE	PLATO
2 PARAFUSO	BOLT	PERNO
2 ARRUELA	WASHER	ARANDELA
2 ROLETE	ROLLER	RODILLO
1 SUPORTE	BRACKET	SOPORTE

Viga Mestra E Barra De Tração  
Master Beam And Drawbar  
Viga Mestra Y Barra De Tiro

40-20

Com Hydrotronic  
With Hydrotronic  
Con Hydrotronic



- 1 366909X1
- 2 353439X1
- 3 353726X1
- 4 353433X1
- 5 762235M1
- 6 353443X1
- 7 375115X1
- 8 365572X1
- 9 390383X1
- 9 391276X1
- 10 353726X1
- 11 3585377M1
- 12 353433X1
- 13 020000S1
- 13 039583S2
- 14 909718M1
- 15 020023P1
- 16 020027P1
- 17 353726X1
- 18 353433X1
- 19 020028P1
- 20 490481M1
- 20 353935X1
- 21 353440X1
- 22 353435X1
- 23 020029P1
- 24 020030P1
- 25 354290X1
- 26 353433X1
- 27 020031N1
- 28 020035N1
- 29 810285M92
- 30 020037S1
- 31 354277X1
- 32 353439X1
- 33 762234M2
- 34 020040P1

Ø 6  
Ø 10

[B]  
[A]

3/4" X 4 5/8"

40-10 No

- [A] COM HIDROTRONIC  
WITH HIDROTRONIC  
CON HIDROTRONIC
- [B] SEM HIDROTRONIC  
WITHOUT HIDROTRONIC  
SIN HIDROTRONIC

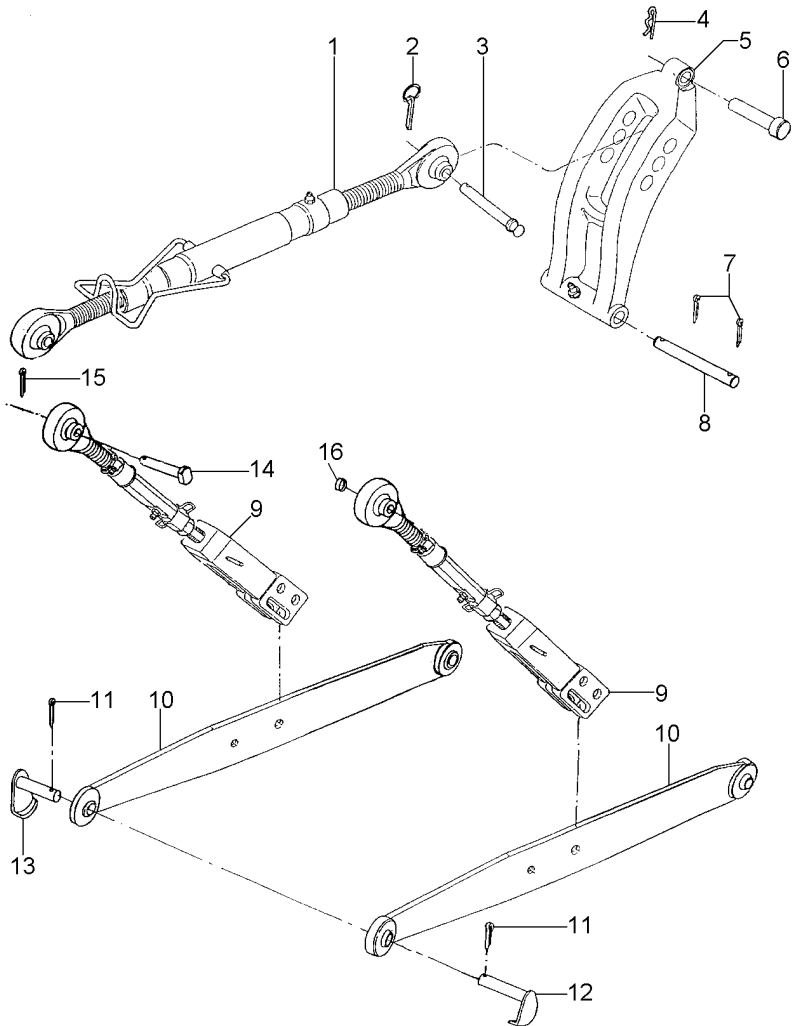
- |                |              |                |
|----------------|--------------|----------------|
| 8 PARAFUSO     | BOLT         | PERNO          |
| 8 ARRUELA      | WASHER       | ARANDELA       |
| 4 PARAFUSO     | BOLT         | PERNO          |
| 4 ARRUELA      | WASHER       | ARANDELA       |
| 2 PINO         | PIN          | PASADOR        |
| 2 ARRUELA      | WASHER       | ARANDELA       |
| 2 PORCA        | NUT          | TUERCA         |
| 2 GRAXEIRA     | GREASER      | ENGASADOR      |
| 1 PINO         | PIN          | PASADOR        |
| 1 PINO         | PIN          | PASADOR        |
| 4 PARAFUSO     | BOLT         | PERNO          |
| 4 ARRUELA      | WASHER       | ARANDELA       |
| 4 ARRUELA      | WASHER       | ARANDELA       |
| 1 VIGA         | BEAM         | VIGA           |
| 1 VIGA         | BEAM         | VIGA           |
| 4 PORCA        | NUT          | TUERCA         |
| 1 PINO         | PIN          | PASADOR        |
| 2 PLACA        | PLATE        | PLATO          |
| 6 PARAFUSO     | BOLT         | PERNO          |
| 6 ARRUELA      | WASHER       | ARANDELA       |
| 1 REVESTIMENTO | MAT          | ALFOMBRA       |
| 4 PARAFUSO     | BOLT         | PERNO          |
| 2 PARAFUSO     | BOLT         | PERNO          |
| 4 ARRUELA      | WASHER       | ARANDELA       |
| 4 PORCA        | NUT          | TUERCA         |
| 2 BATENTE      | STOP         | PARO           |
| 1 PLACA        | PLATE        | PLATO          |
| 4 PARAFUSO     | BOLT         | PERNO          |
| 4 ARRUELA      | WASHER       | ARANDELA       |
| 1 CJ. BARRA    | KIT, DRAWBAR | JGO.BARRA TIRO |
| 1 CJ. PINO     | KIT, PIN     | JUEGO PASADOR  |
| 1 PINO         | PIN          | PASADOR        |
| 1 PLACA        | PLATE        | PLATO          |
| 2 PARAFUSO     | BOLT         | PERNO          |
| 2 ARRUELA      | WASHER       | ARANDELA       |
| 2 ROLETE       | ROLLER       | RODILLO        |
| 1 SUPORTE      | BRACKET      | SOPORTE        |



Braços Hidráulicos  
Hydraulic Arms  
Brazos Hidráulicos

40-25

Com Sistema Ferguson  
With Ferguson System  
Con Sistema Ferguson



- 1 020091N2
- 2 810285M92
- 3 892476M2
- 4 354068X1
- 5 020085N1
- 6 831274M1
- 7 354068X1
- 8 020084P1
- 9 057594N1
- 10 038484S2
- 11 354092X1
- 12 020131S2
- 13 020130S2
- 14 020090P1
- 15 354092X1

- [A] CONTROLE  
CONTROL  
CONTOLE
- [B] TERCEIRO PONTO  
TOP LINK  
TERCER PUNTO
- [C] NIVELADOR  
LEVELLING ARM  
NIVELADOR

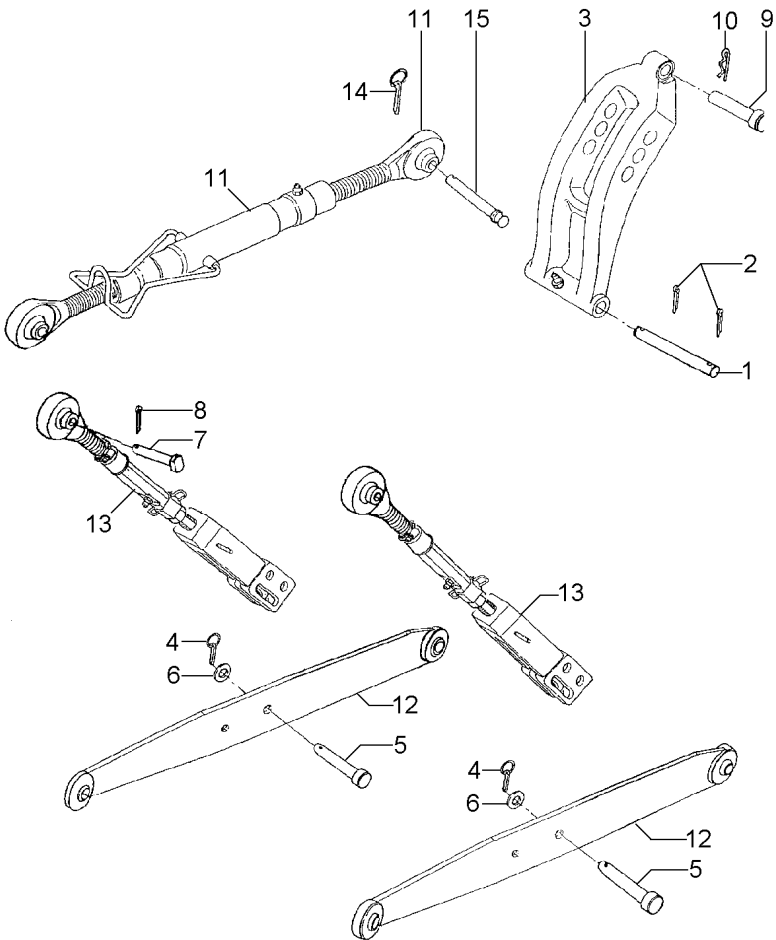
- [B] 40-45 No
- [A] 40-50 No
- [C] 40-55 No

1 CJ. BRAÇO	KIT, ARM	JUEGO DE BRAZO
1 PINO	PIN	PASADOR
1 PINO	PIN	PASADOR
1 CONTRAPINO	DOWEL	CENTRAJE
1 VIGA	BEAM	VIGA
1 PINO	PIN	PASADOR
2 CONTRAPINO	DOWEL	CENTRAJE
1 PINO	PIN	PASADOR
2 CJ. BRAÇO	KIT, ARM	JUEGO DE BRAZO
2 BRAÇO	ARM	BRAZO
2 CUPILHA	COTTER PIN	PASADOR DOUBLE
1 PINO	PIN	PASADOR
1 PINO	PIN	PASADOR
2 PINO	PIN	PASADOR
2 CUPILHA	COTTER PIN	PASADOR DOUBLE

Braços Hidráulicos  
Hydraulic Arms  
Brazos Hidráulicos

40-30

Com Hydrotronic  
With Hydrotronic  
Con Hydrotronic



- 1 020084P1
- 2 354068X1
- 3 020085N1
- 4 810285M92
- 5 020087P1
- 6 3812034M1
- 7 020090P1
- 8 354092X1
- 9 831274M1
- 10 400060M2
- 11 020091N2
- 12 038484S1
- 13 057594N1
- 14 810285M92
- 15 892476M2

40-50 No

40-45 No

40-55 No

- 1 PINO
- 2 CONTRAPINO
- 1 VIGA
- 2 PINO
- 2 PINO
- 4 ESPAÇADOR
- 2 PINO
- 2 CUPILHA
- 1 PINO
- 1 GRAMPO
- 1 CJ. BRAÇO
- 2 BRAÇO
- 2 CJ. BRAÇO
- 1 PINO
- 1 PINO

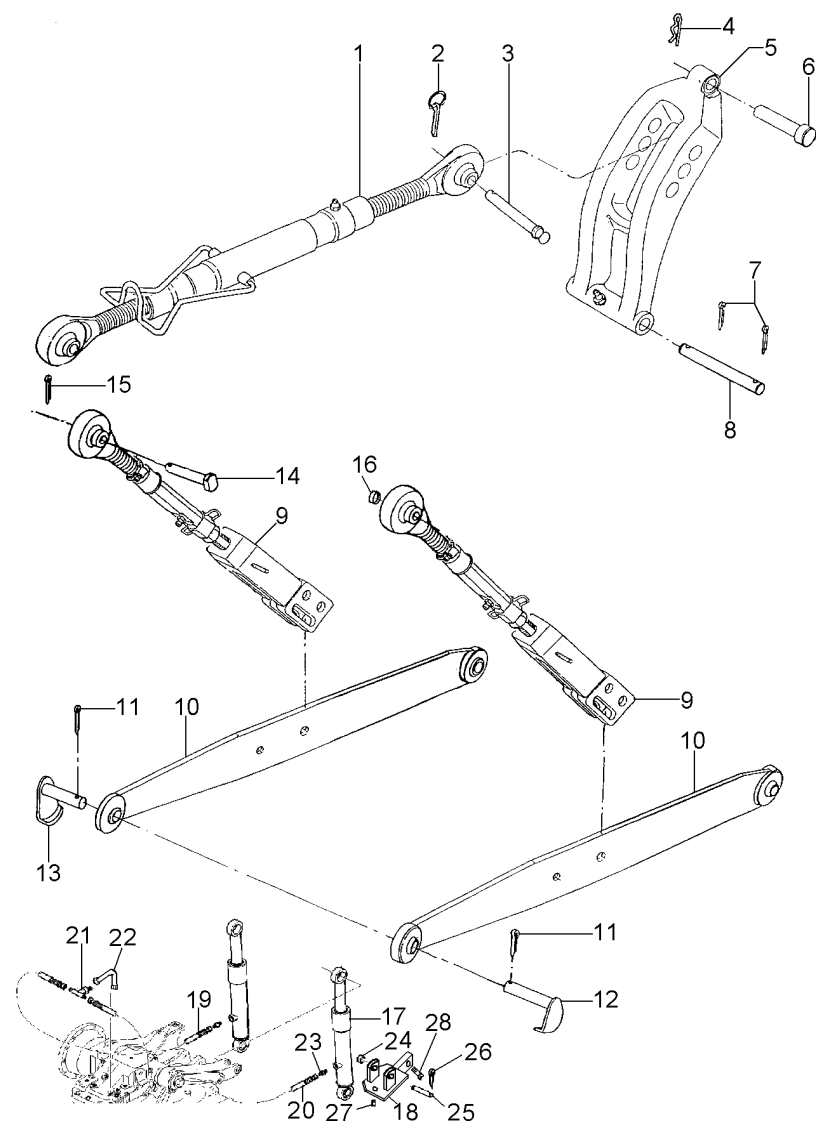
- PIN
- DOWEL
- BEAM
- PIN
- PIN
- SPACER
- PIN
- COTTER PIN
- PIN
- CRAMP
- KIT, ARM
- ARM
- KIT, ARM
- PIN
- PIN

- PASADOR
- CENTRAJE
- VIGA
- PASADOR
- PASADOR
- PIEZA DISTANCIA
- PASADOR
- PASADOR DOUBLE
- PASADOR
- PASADOR
- JUEGO DE BRAZO
- BRAZO
- JUEGO DE BRAZO
- PASADOR
- PASADOR


**Braços Hidráulicos**  
**Hydraulic Arms**  
**Brazos Hidráulicos**


## 40-35


**Com Sistema Ferguson / 5500 Kgf**  
**With Ferguson System / 5500 Kgf**  
**Con Sistema Ferguson / 5500 Kgf**



- 1 020091N2
- 2 810285M92
- 3 035777P1
- 4 354068X1
- 5 020085N1
- 6 831274M1
- 7 354068X1
- 8 020084P1
- 9 063190N1
- 10 038484S2
- 11 354092X1
- 12 020131S2
- 13 020130S2
- 14 063187P1
- 15 354092X1
- 16 3812034M1
- 17 3809548M92
- 18 063181S1
- 19 063182S1
- 19 3809186M91
- 20 3809185M91
- 21 063188T1
- 22 356360X1
- 23 3019383X91
- 24 3812034M1
- 25 063186P1
- 26 339038X1
- 27 063179P1
- 28 3145222M1
- 29 3145222M1

 40-45 No

 40-50 No

 40-60 No

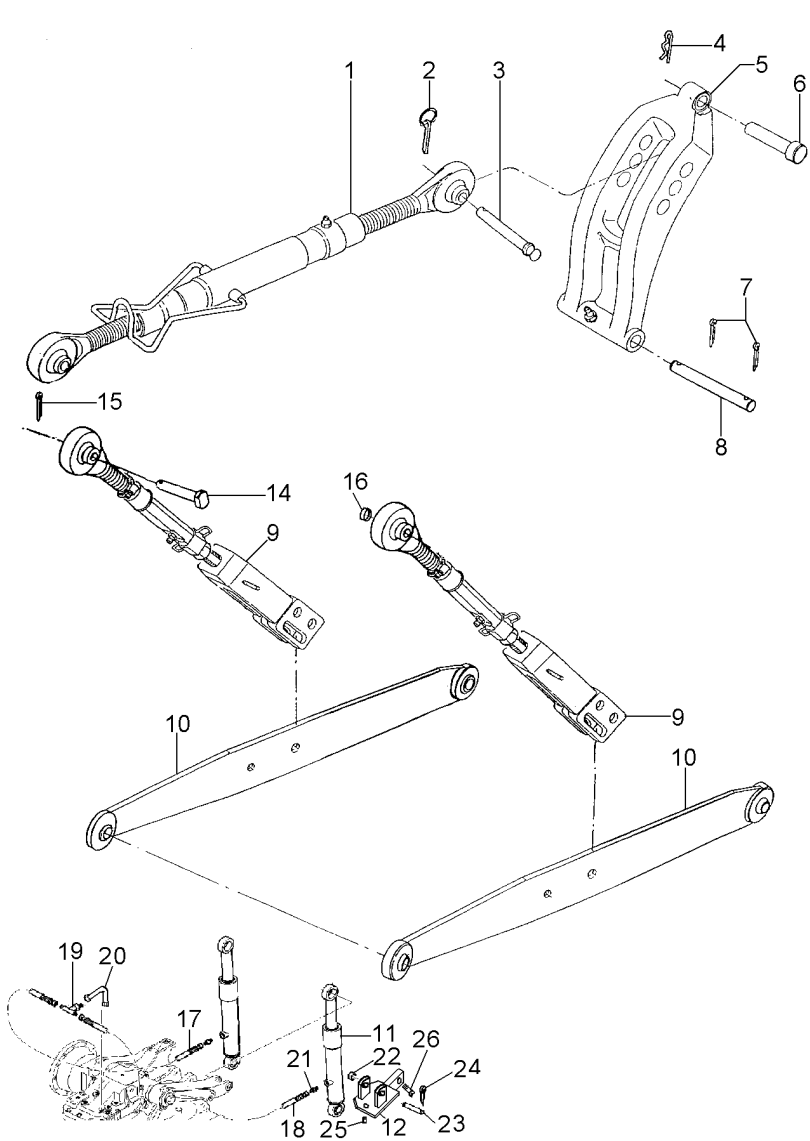


- |   |             |              |                 |
|---|-------------|--------------|-----------------|
| 1 | CJ. BRAÇO   | KIT, ARM     | JUEGO DE BRAZO  |
| 1 | PINO        | PIN          | PASADOR         |
| 1 | PINO        | PIN          | PASADOR         |
| 1 | CONTRAPINO  | DOWEL        | CENTRAJE        |
| 1 | VIGA        | BEAM         | VIGA            |
| 1 | PINO        | PIN          | PASADOR         |
| 2 | CONTRAPINO  | DOWEL        | CENTRAJE        |
| 1 | PINO        | PIN          | PASADOR         |
| 2 | CJ. BRAÇO   | KIT, ARM     | JUEGO DE BRAZO  |
| 2 | BRAÇO       | ARM          | BRAZO           |
| 2 | CUPILHA     | COTTER PIN   | PASADOR DOUBLE  |
| 1 | PINO        | PIN          | PASADOR         |
| 1 | PINO        | PIN          | PASADOR         |
| 2 | PINO        | PIN          | PASADOR         |
| 2 | CUPILHA     | COTTER PIN   | PASADOR DOUBLE  |
| 4 | ESPAÇADOR   | SPACER       | PIEZA DISTANCIA |
| 2 | CILINDRO    | CYLINDER     | CILINDRO        |
| 1 | SUPORTE     | BRACKET      | SOPORTE         |
| 1 | SUPORTE     | BRACKET      | SOPORTE         |
| 1 | MANGUEIRA   | HOSE         | FLEXIBLE        |
| 1 | MANGUEIRA   | HOSE         | FLEXIBLE        |
| 1 | CONEXÃO "T" | CONNECTION T | CONEXION T      |
| 1 | CONEXÃO     | CONNECTION   | CONEXION        |
| 2 | CONEXÃO     | CONNECTION   | CONEXION        |
| 4 | ESPAÇADOR   | SPACER       | PIEZA DISTANCIA |
| 2 | PINO        | PIN          | PASADOR         |
| 2 | PINO        | PIN          | PASADOR         |
| 2 | ESPAÇADOR   | SPACER       | PIEZA DISTANCIA |
| 2 | PARAFUSO    | BOLT         | PERNO           |
| 2 | PARAFUSO    | BOLT         | PERNO           |

Braços Hidráulicos  
Hydraulic Arms  
Brazos Hidráulicos

40-40

Com Hydrotronic / 5500 Kgf  
With Hydrotronic / 5500 Kgf  
Con Hydrotronic / 5500 Kgf



- 1 020091N2
- 2 810285M92
- 3 035777P1
- 4 354068X1
- 5 020085N1
- 6 831274M1
- 7 354068X1
- 8 020084P1
- 9 063190N1
- 10 038484S2
- 11 3809548M92
- 12 063181S1
- 12 063182S1
- 14 063187P1
- 15 354092X1
- 16 3812034M1
- 17 3809186M91
- 18 3809185M91
- 19 063188T1
- 20 356360X1
- 21 3019383X91
- 22 3812034M1
- 23 063186P1
- 24 339038X1
- 25 063179P1
- 26 3145222M1

40-45 No

40-50 No

40-60 No

- 1 CJ. BRAÇO
- 1 PINO
- 1 PINO
- 1 CONTRAPINO
- 1 VIGA
- 1 PINO
- 2 CONTRAPINO
- 1 PINO
- 2 CJ. BRAÇO
- 2 BRAÇO
- 2 CILINDRO
- 1 SUPORTE
- 1 SUPORTE
- 2 PINO
- 2 CUPILHA
- 4 ESPAÇADOR
- 1 MANGUEIRA
- 1 MANGUEIRA
- 1 CONEXÃO "T"
- 1 CONEXÃO
- 2 CONEXÃO
- 4 ESPAÇADOR
- 2 PINO
- 2 PINO
- 2 ESPAÇADOR
- 2 PARAFUSO

- KIT, ARM
- PIN
- PIN
- DOWEL
- BEAM
- PIN
- DOWEL
- PIN
- KIT, ARM
- ARM
- CYLINDER
- BRACKET
- BRACKET
- PIN
- COTTER PIN
- SPACER
- HOSE
- HOSE
- CONNECTION T
- CONNECTION
- CONNECTION
- SPACER
- PIN
- PIN
- SPACER
- BOLT

- JUEGO DE BRAZO
- PASADOR
- PASADOR
- CENTRAJE
- VIGA
- PASADOR
- CENTRAJE
- PASADOR
- JUEGO DE BRAZO
- BRAZO
- CILINDRO
- SOPORTE
- SOPORTE
- PASADOR
- PASADOR DOUBLE
- PIEZA DISTANCIA
- FLEXIBLE
- FLEXIBLE
- CONEXION T
- CONEXION
- CONEXION
- PIEZA DISTANCIA
- PASADOR
- PASADOR
- PIEZA DISTANCIA
- PERNO

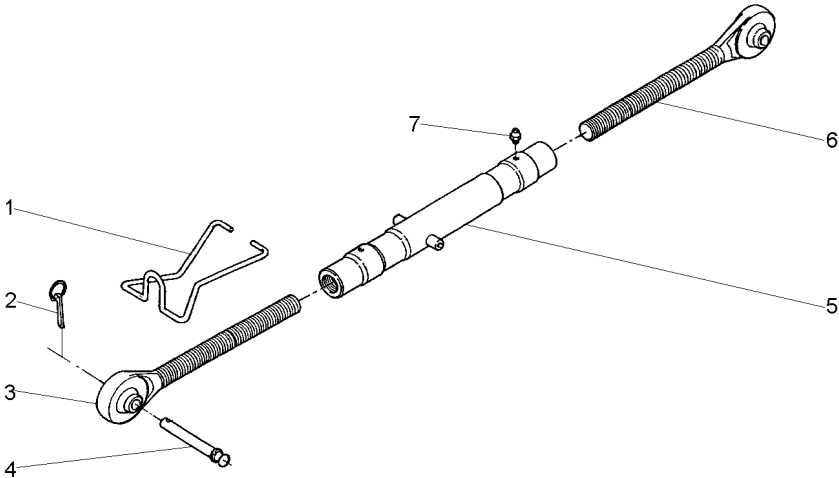
Braço Do Terceiro Ponto  
Arm Rest  
Brazo De Apoyo

40-45

- 1 036607P1
- 2 810285M92
- 3 020094N1
- 4 892476M2
- 5 020098S2
- 6 020093N1
- 7 339003X1

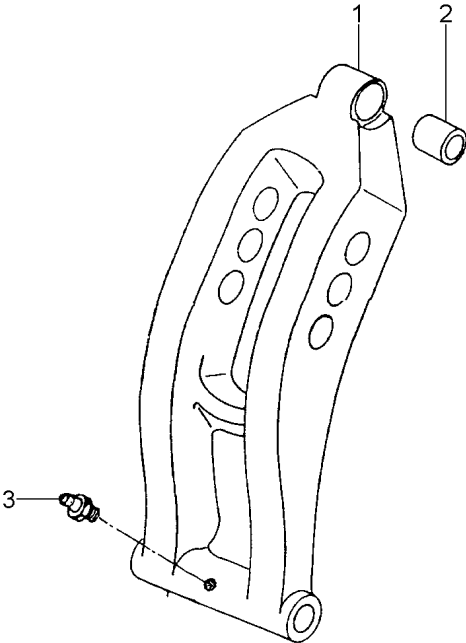


- |            |         |            |
|------------|---------|------------|
| 1 MOLA     | SPRING  | RESORTE    |
| 1 PINO     | PIN     | PASADOR    |
| 1 TERMINAL | END     | EXTREMO    |
| 1 PINO     | PIN     | PASADOR    |
| 1 TUBO     | PIPE    | CANO       |
| 1 TERMINAL | END     | EXTREMO    |
| 2 GRAXEIRA | GREASER | ENGRASADOR |



Viga De Controle  
Control Beam  
Soporte De Controle

40-50



- 1 020086P1
- 2 516903M1
- 3 13811X

- 1 VIGA
- 1 BUCHA
- 1 GRAXEIRA

- BEAM
- BUSH
- GREASER

- VIGA
- CASQUILLO
- ENGRASADOR

Braços  
Links  
Brazos

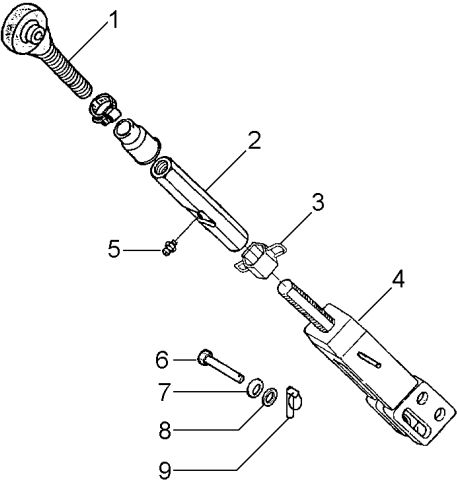
40-55

- 1 057639R1
- 2 057595R1
- 3 055514R1
- 4 057591R1
- 5 055513R1
- 6 057668R1
- 7 057592R1
- 8 3145369M1
- 9 055517R1

- 1 RÓTULA
- 1 TUBO
- 1 ALÇA
- 1 GARFO
- 1 GRAXEIRA
- 1 PINO
- 1 GUIA
- 1 ARRUELA
- 1 PINO

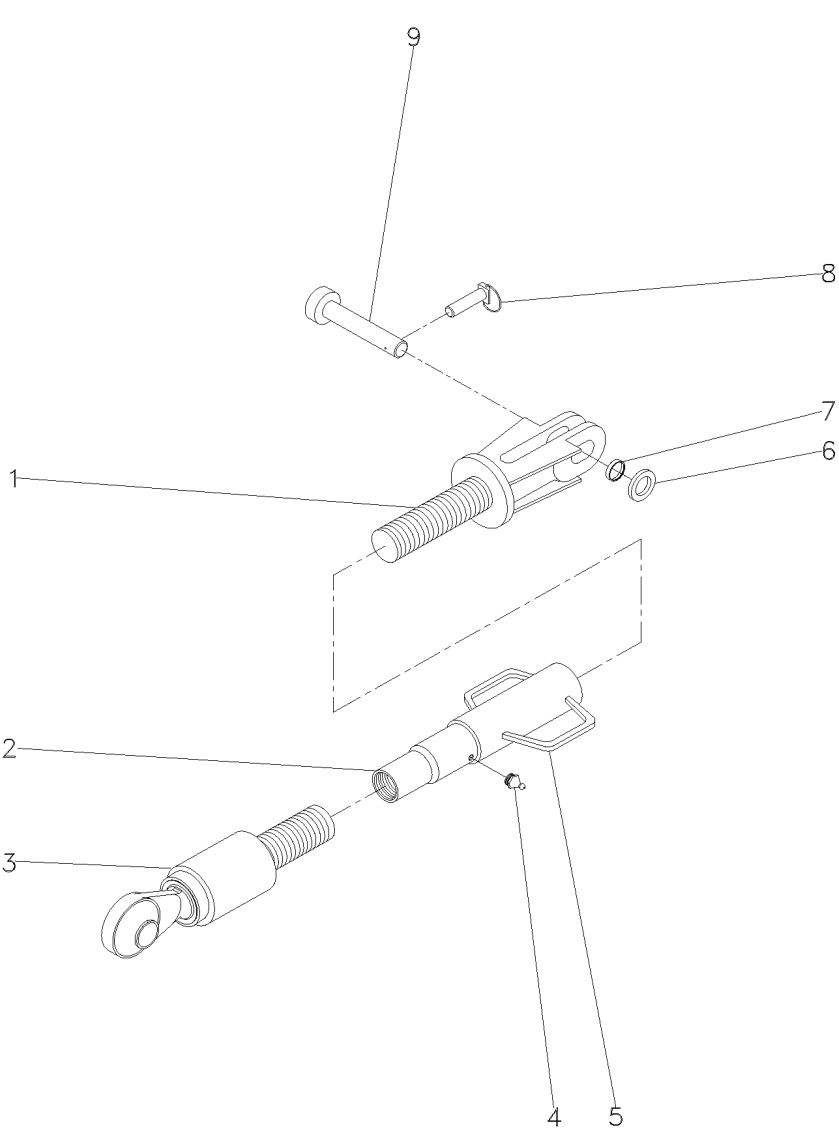
- BALL PIVOT
- PIPE
- STRAP
- FORK
- GREASER
- PIN
- GUIDE
- WASHER
- PIN

- PIVOTE DE ROTULA
- CANO
- FAJA
- HORQUILLA
- ENGRASADOR
- PASADOR
- GUIA
- ARANDELA
- PASADOR



Braço Nivelador  
Levelling Arm  
Brazo Nivelación

40-60



- 1 057591R1
- 2 057595R1
- 3 057639R1
- 4 055513R1
- 5 063191R1
- 6 3145369M1
- 7 057592R1
- 8 055517R1
- 9 057668R1

- 1 GARFO
- 1 TUBO
- 1 RÓTULA
- 1 GRAXEIRA
- 1 ENGATE
- 1 ARRUELA
- 1 GUIA
- 1 PINO
- 1 PINO

- FORK
- PIPE
- BALL PIVOT
- GREASER
- COUPLER
- WASHER
- GUIDE
- PIN
- PIN

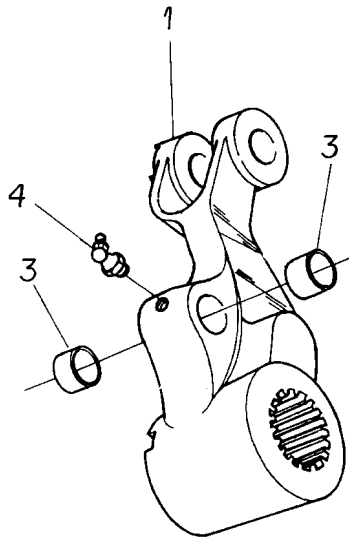
- HORQUILLA
- CANO
- PIVOTE DE ROTULA
- ENGRASADOR
- ACOPLADOR
- ARANDELA
- GUIA
- PASADOR
- PASADOR



Braços Hidráulicos  
Hydraulic Arms  
Brazos Hidráulicos

Lado Direito  
Right Hand  
Lado Derecho

40-65



- 1 020184P1
- 3 1669093M1
- 4 850778M1

- 1 BRAÇO
- 2 BUCHA
- 1 GRAXEIRA

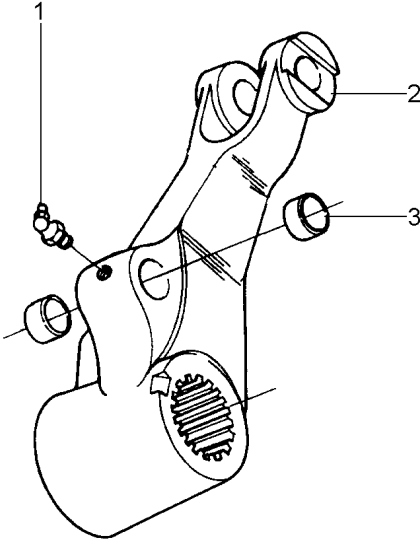
- ARM
- BUSH
- GREASER

- BRAZO
- CASQUILLO
- ENGRASADOR

Braços Hidráulicos  
Hydraulic Arms  
Brazos Hidráulicos

Lado Esquerdo  
Left Hand  
Lado Izquierdo

40-70



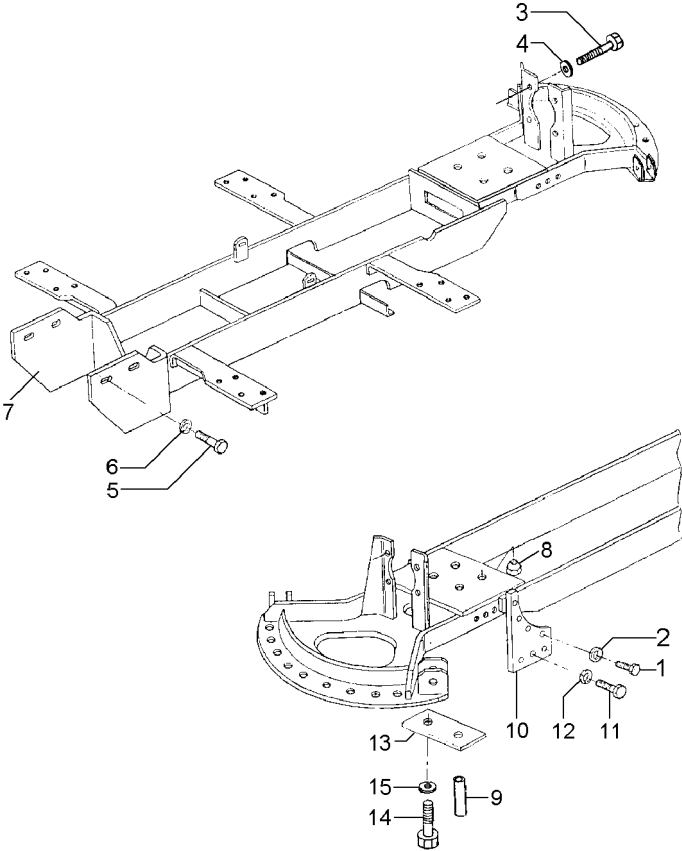
- 1 850778M1
- 2 020183P1
- 3 1669093M1



- 1 GRAXEIRA
- 1 BRAÇO
- 2 BUCHA

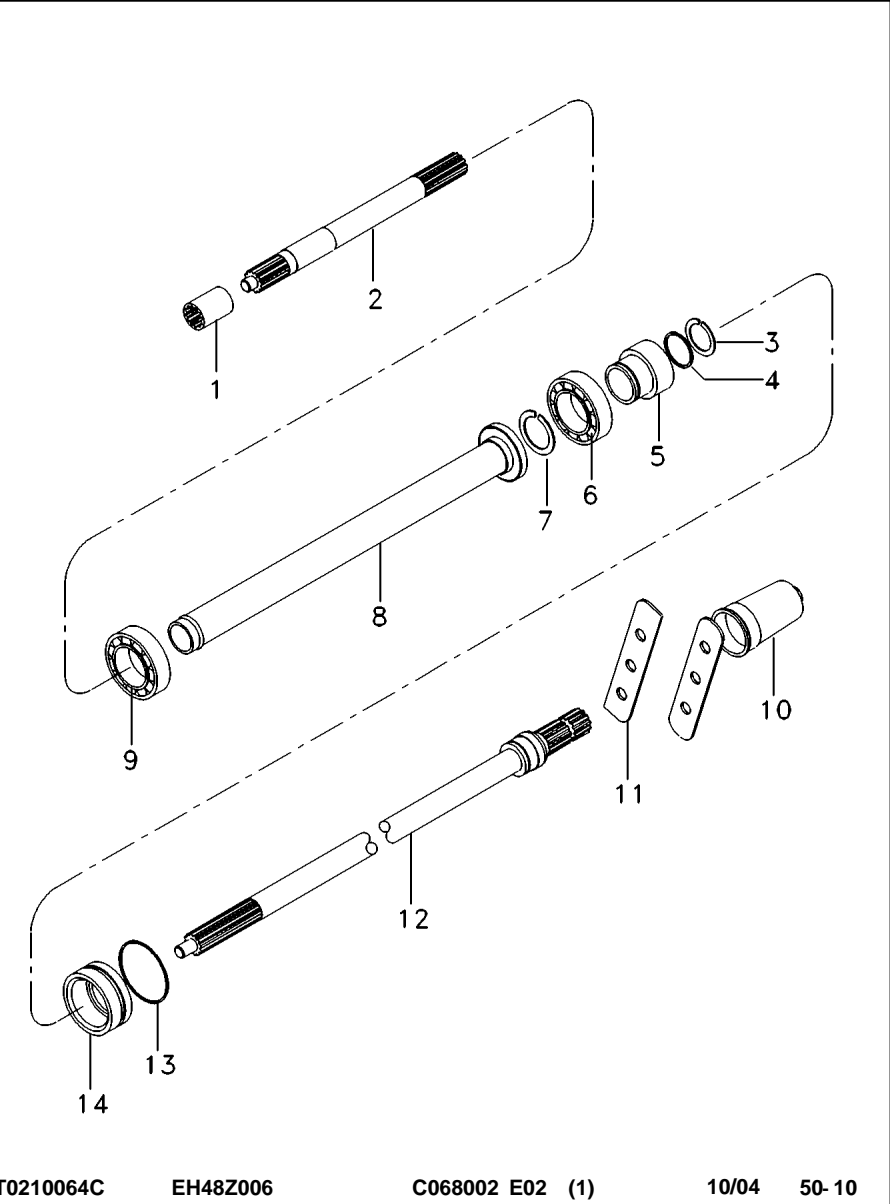
- GREASER
- ARM
- BUSH

- ENGRASADOR
- BRAZO
- CASQUILLO



- 1 366909X1
- 2 353439X1
- 3 3145222M1
- 4 353433X1
- 5 3145222M1
- 6 353433X1
- 7 039583S2
- 8 909718M1
- 9 020023P1
- 10 020027P1
- 11 353726X1
- 12 353433X1
- 13 020037S1
- 14 354277X1
- 15 353439X1

- |            |        |          |
|------------|--------|----------|
| 8 PARAFUSO | BOLT   | PERNO    |
| 8 ARRUELA  | WASHER | ARANDELA |
| 4 PARAFUSO | BOLT   | PERNO    |
| 4 ARRUELA  | WASHER | ARANDELA |
| 4 PARAFUSO | BOLT   | PERNO    |
| 4 ARRUELA  | WASHER | ARANDELA |
| 1 VIGA     | BEAM   | VIGA     |
| 4 PORCA    | NUT    | TUERCA   |
| 1 PINO     | PIN    | PASADOR  |
| 2 PLACA    | PLATE  | PLATO    |
| 6 PARAFUSO | BOLT   | PERNO    |
| 6 ARRUELA  | WASHER | ARANDELA |
| 1 PLACA    | PLATE  | PLATO    |
| 2 PARAFUSO | BOLT   | PERNO    |
| 2 ARRUELA  | WASHER | ARANDELA |



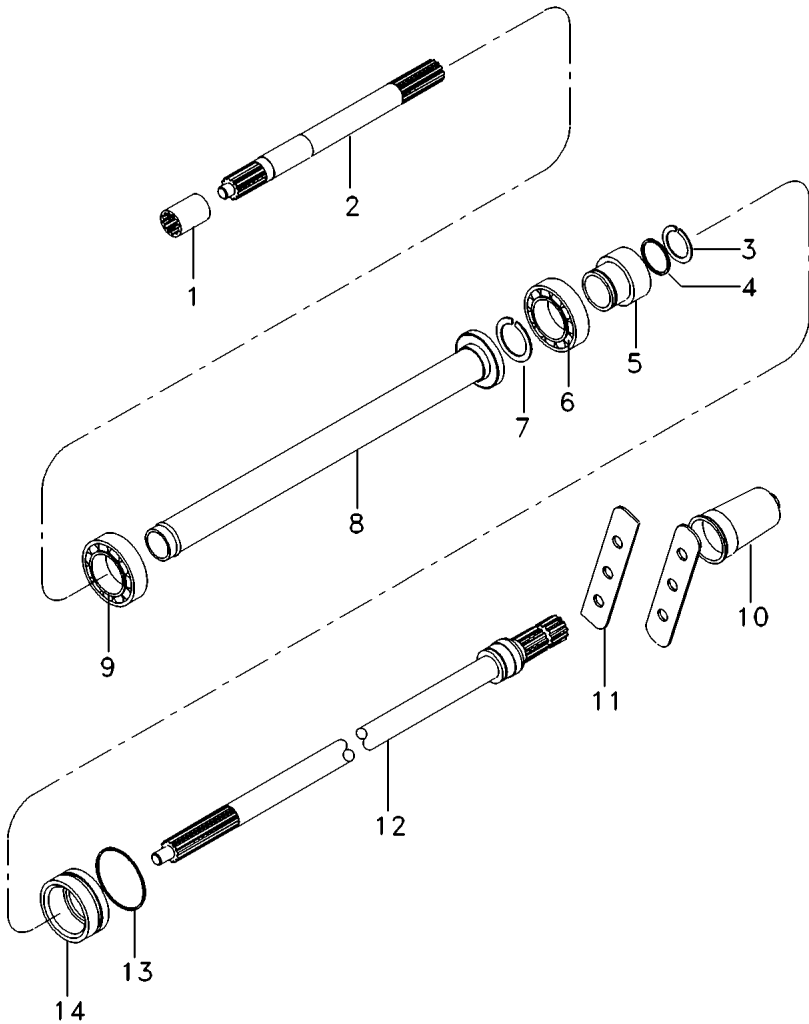
1 1868538M4		1 LUVA	SLEEVE	MANCHA
2 038784N1	50-30 No	1 EIXO	SHAFT	ARBOL
3 1662726M1		1 ANEL TRAVA	CIRCLIP	CIRCULITO
4 377832X1		1 ANEL "O"	O RING	JUNTA TORICA
5 027879P1		1 LUVA	SLEEVE	MANCHA
6 195507M1		1 ROLAMENTO	BEARING	COJINETE
7 377602X1		1 ANEL TRAVA	CIRCLIP	CIRCULITO
8 023234S1		1 TUBO	PIPE	CANO
9 1692582M1		1 ROLAMENTO	BEARING	COJINETE
10 035678T1		1 TAMPA	COVER	CUBIERTA
11 023239P1	50-35 No	2 CHAPA	PLATE	CHAPA
12 023229N2	1000RPM	1 EIXO	SHAFT	ARBOL
13 359103X1	50-40 No	1 ANEL "O"	O RING	JUNTA TORICA
14 034218N2		1 LUVA	SLEEVE	MANCHA

Eixo Traseiro E Diferencial  
Rear Axle And Differential  
Aje Trasero E Diferencial

Tdpi  
Ipto  
Tdffi

50-15

Com Hydrotronic  
With Hydrotronic  
Con Hydrotronic



- 1 1868538M4
- 2 038784N1
- 3 1662726M1
- 4 377832X1
- 5 027879P1
- 6 195507M1
- 7 377602X1
- 8 023234S1
- 9 1692582M1
- 10 035678T1
- 11 023239P1
- 12 023229N2
- 13 359103X1
- 14 034218N2

50-30 No

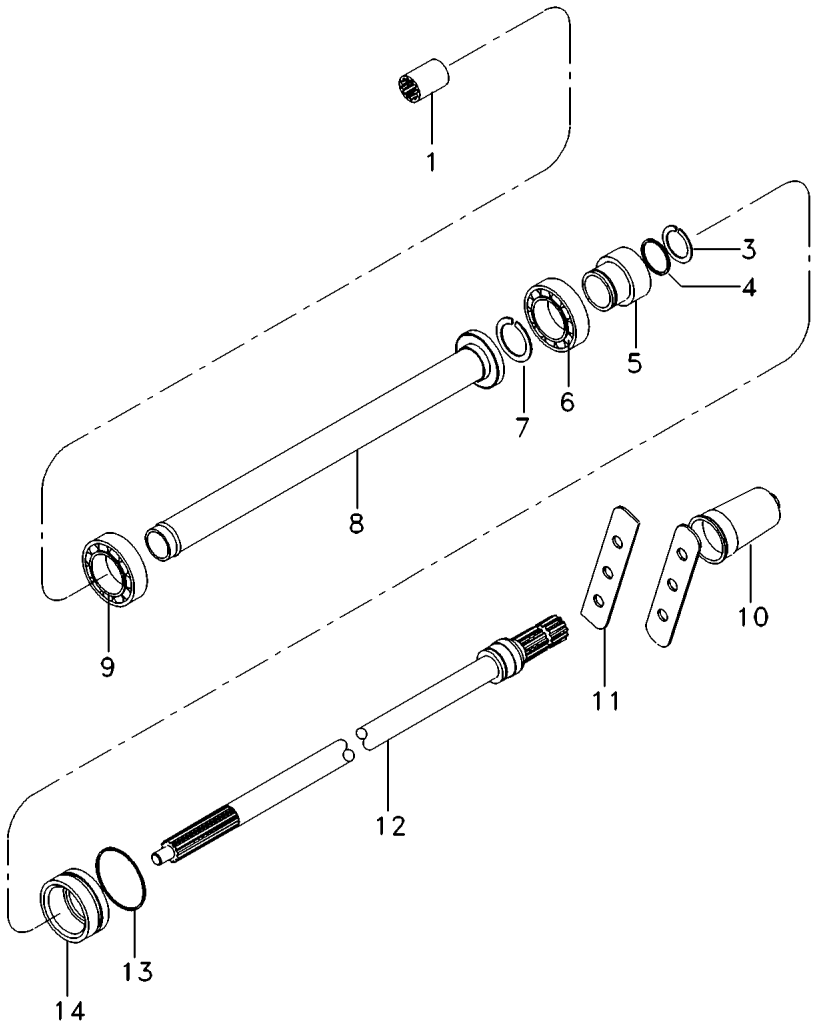
50-35 No  
1000RPM

50-40 No

- 1 LUYA
- 1 EIXO
- 1 ANEL TRAVA
- 1 ANEL "O"
- 1 LUYA
- 1 ROLAMENTO
- 1 ANEL TRAVA
- 1 TUBO
- 1 ROLAMENTO
- 1 TAMPA
- 2 CHAPA
- 1 EIXO
- 1 ANEL "O"
- 1 LUYA

- SLEEVE
- SHAFT
- CIRCLIP
- O RING
- SLEEVE
- BEARING
- CIRCLIP
- PIPE
- BEARING
- COVER
- PLATE
- SHAFT
- O RING
- SLEEVE

- MANCHA
- ARBOL
- CIRCULITO
- JUNTA TORICA
- MANCHA
- COJINETE
- CIRCULITO
- CANO
- COJINETE
- CUBIERTA
- CHAPA
- ARBOL
- JUNTA TORICA
- MANCHA



- 1 1868538M4

3 1662726M1

4 377832X1

5 027879P1

6 195507M1

7 377602X1

8 023234S1

9 1692582M1

10 035678T1

11 023239P1

12 023229N2
- 13 359103X1

14 034218N2

1000 RPM

50-35 No

50-40 No

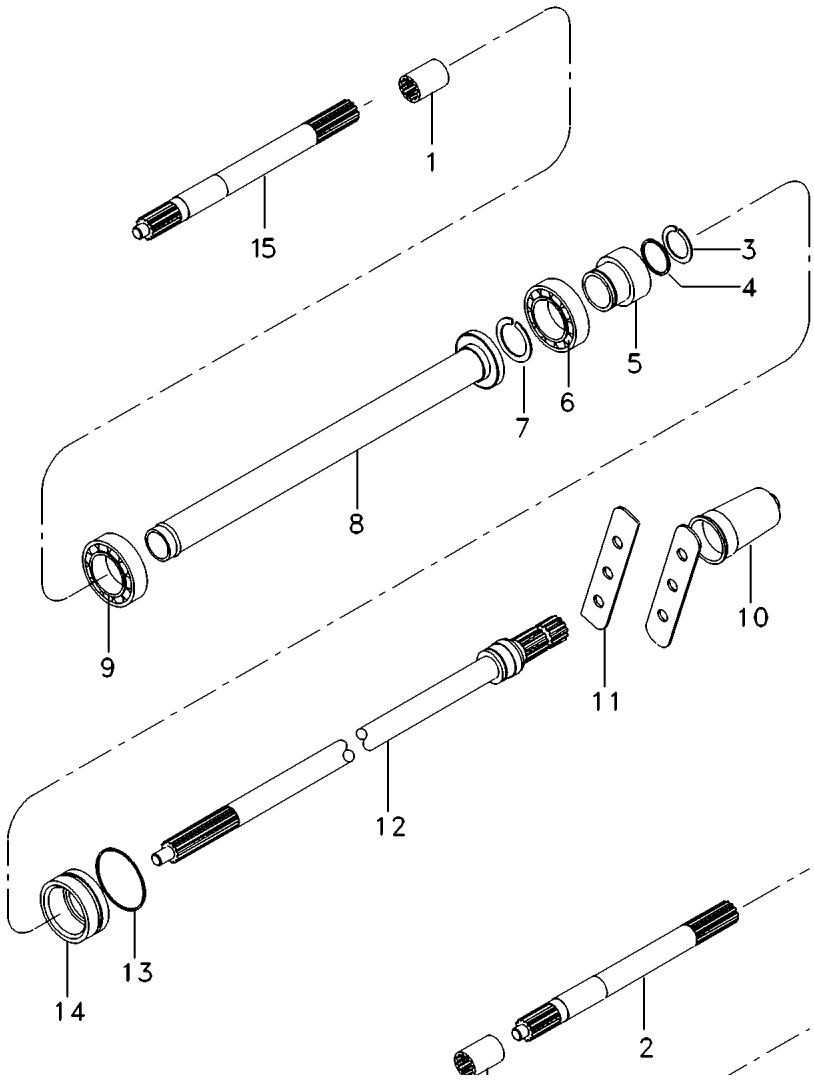
- |              |         |              |
|--------------|---------|--------------|
| 1 LUVA       | SLEEVE  | MANCHA       |
| 1 ANEL TRAVA | CIRCLIP | CIRCULITO    |
| 1 ANEL "O"   | O RING  | JUNTA TORICA |
| 1 LUVA       | SLEEVE  | MANCHA       |
| 1 ROLAMENTO  | BEARING | COJINETE     |
| 1 ANEL TRAVA | CIRCLIP | CIRCULITO    |
| 1 TUBO       | PIPE    | CANO         |
| 1 ROLAMENTO  | BEARING | COJINETE     |
| 1 TAMPA      | COVER   | CUBIERTA     |
| 2 CHAPA      | PLATE   | CHAPA        |
| 1 EIXO       | SHAFT   | ARBOL        |
| 1 ANEL "O"   | O RING  | JUNTA TORICA |
| 1 LUVA       | SLEEVE  | MANCHA       |

Eixo Traseiro E Diferencial  
Rear Axle And Differential  
Aje Trasero E Diferencial

Tdpi 540/1000 Rpm  
Ipto 540/1000 Rpm  
Tdfi 540/1000 Rpm

50-25

Sem Hidráulico  
Without Hydraulic  
Sin Hidraulico



- 1 1868538M4
- 3 1662726M1
- 4 377832X1
- 5 027879P1
- 6 195507M1
- 7 377602X1
- 8 023234S1
- 9 1692582M1
- 10 035678T1
- 11 023239P1
- 12 023229N2

- 13 359103X1
- 14 034218N2
- 15 038784N1

1000 RPM  
50-35 No  
50-40 No  
50-30 No

- 1 LUVA
- 1 ANEL TRAVA
- 1 ANEL "O"
- 1 LUVA
- 1 ROLAMENTO
- 1 ANEL TRAVA
- 1 TUBO
- 1 ROLAMENTO
- 1 TAMPA
- 2 CHAPA
- 1 EIXO

SLEEVE  
CIRCLIP  
O RING  
SLEEVE  
BEARING  
CIRCLIP  
PIPE  
BEARING  
COVER  
PLATE  
SHAFT

MANCHA  
CIRCULITO  
JUNTA TORICA  
MANCHA  
COJINETE  
CIRCULITO  
CANO  
COJINETE  
CUBIERTA  
CHAPA  
ARBOL

- 1 ANEL "O"
- 1 LUVA
- 1 EIXO

O RING  
SLEEVE  
SHAFT

JUNTA TORICA  
MANCHA  
ARBOL

Eixo  
Shaft  
Eje

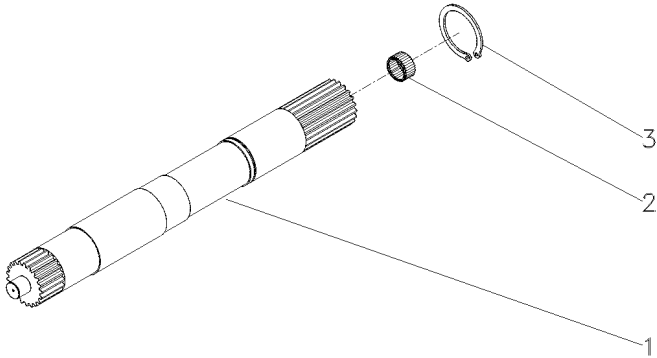
50-30

- 1 028363P2
- 2 1000251M1
- 3 352699X1

- 1 EIXO
- 1 ROLAMENTO
- 1 ANEL TRAVA

- SHAFT
- BEARING
- CIRCLIP

- ARBOL
- COJINETE
- CIRCULITO





Eixo  
Shaft  
Eje

lpto 1000 Rpm  
lpto 1000 Rpm  
lpto 1000 Rpm

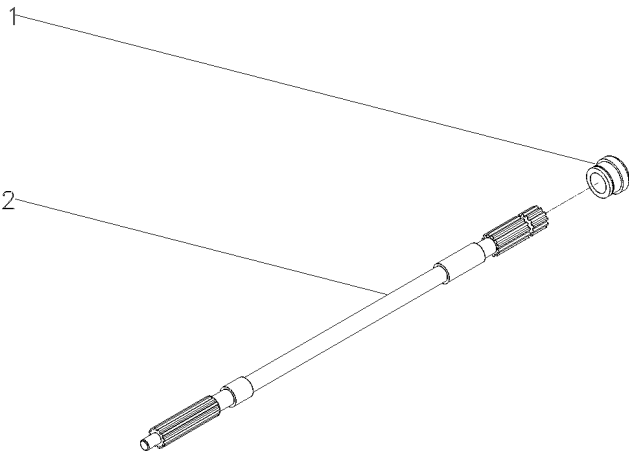
50-35

- 1 023231P1
- 2 023232P2

- 1 BUCHA
- 1 EIXO

BUSH  
SHAFT

CASQUILLO  
ARBOL



Luva  
Sleeve  
Manguito

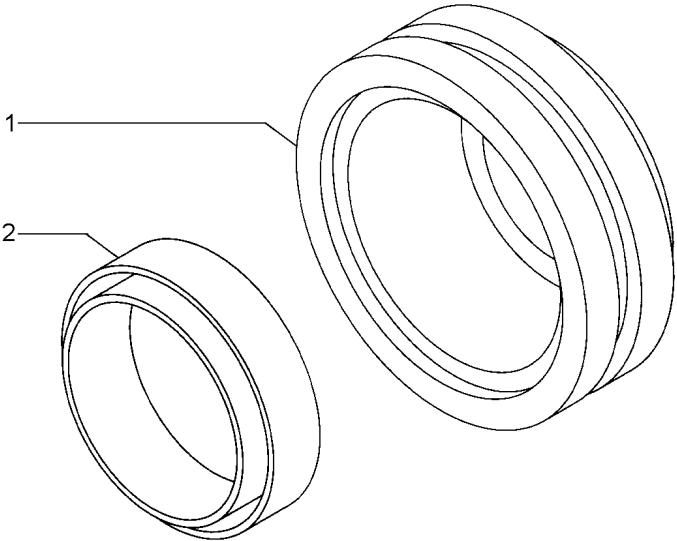
50-40

- 1 027880P1
- 2 3699801M1

- 1 LUVA
- 1 RETENTOR

SLEEVE  
OIL SEAL

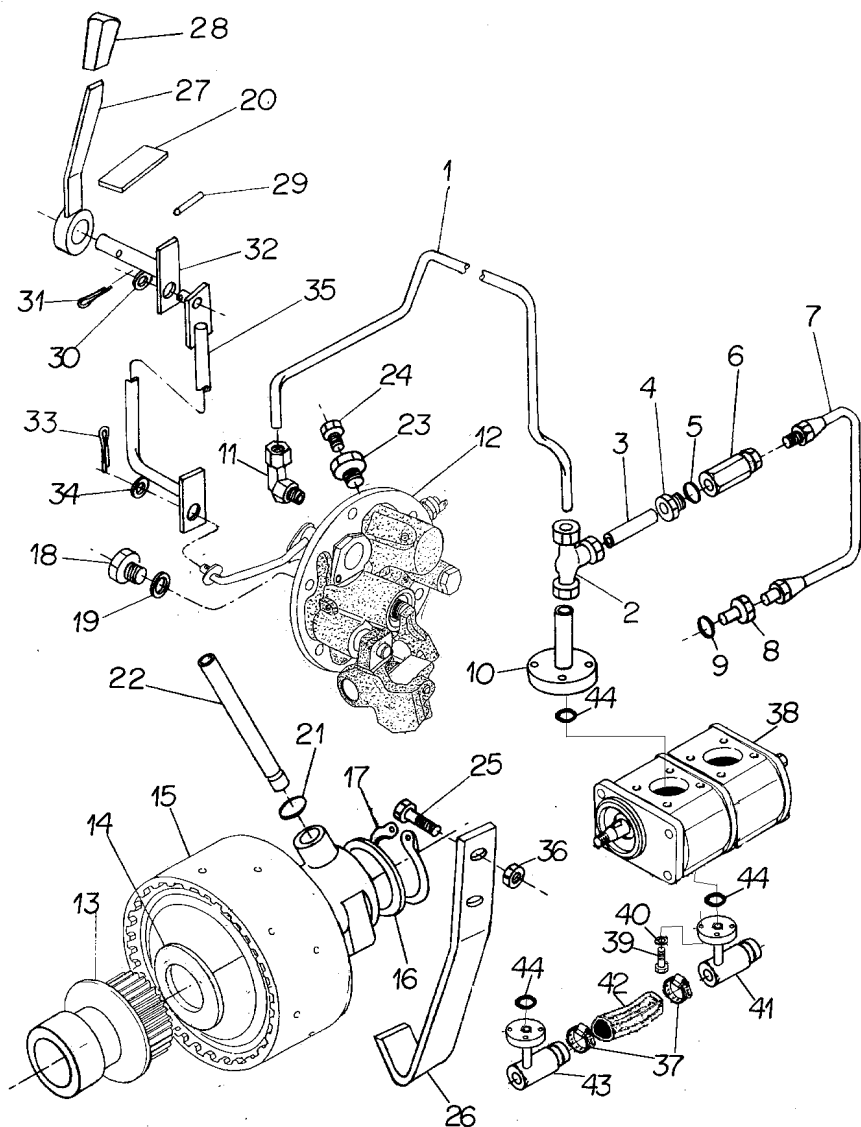
MANCHA  
BUJE RETENACEITE



Kit Tomada De Força Independente  
Kit Independent Power Take Off  
Kit Toma De Fuerza Independiente

1000 Rpm  
1000 Rpm  
1000 Rpm

50-45



- 1 039636P1
- 2 039606N1
- 3 039487P1
- 4 3411947M91
- 5 831452M1
- 6 023956N1
- 7 039485N1
- 8 3145403M2
- 9 831452M1
- 10 039527S1
- 11 039605N1
- 12 3611290M94
- 13 039720N2
- 14 3613267M1
- 15 4200050M91
- 16 037656P1
- 17 352699X1
- 18 3409712M1
- 19 1440702X1
- 20 049100P1
- 21 195561M1
- 22 3610929M1
- 23 3697609M91
- 24 358720X91
- 25 038686P1
- 26 038430P1
- 27 036618S1
- 28 035972P1
- 29 391290X1
- 30 339024X1
- 31 354048X1
- 32 039780S1
- 33 354059X1
- 34 353756X1
- 35 039781S1
- 36 355645X1
- 37 490803M1
- 39 391979X1
- 40 339375X1
- 41 039479S1
- 42 039509P1
- 43 039478S1
- 44 035881P1
- 45

50-130 No

50-135 No

50-140 No

[A]

[A] KIT TDPI 1000 RPM P/ TRATOR S/ TDPI.  
KIT IPTO 1000 RPM TO TRACTOR WITHOUT IPTO.  
KIT TDFI 1000 RPM PARA TRATOR SIN TDFI.

- 1 TUBO
- 1 CONEXÃO "T"
- 1 TUBO
- 1 CONEXÃO
- 1 ANEL "O"
- 1 VÁLVULA
- 1 CJ. TUBO
- 1 CONEXÃO
- 1 ANEL "O"
- 1 FLANGE
- 1 CONEXÃO
- 1 CJ. TAMPA
- 1 CJ. TAMPA
- 1 ARRUELA
- 1 CJ. EMBREAGEM
- 1 ARRUELA
- 1 ANEL TRAVA
- 1 BUJÃO
- 1 ARRUELA
- 1 DECAL
- 2 ANEL "O"
- 1 TUBO
- 1 TAMPÃO
- 1 TAMPÃO
- 2 PARAFUSO
- 1 SUPORTE
- 1 ALAVANCA
- 1 MANÍPULO
- 1 PINO
- 1 ARRUELA
- 1 CUPILHA
- 1 ALAVANCA
- 1 CONTRAPINO
- 1 ARRUELA
- 1 TIRANTE
- 2 PORCA
- 2 BRAÇADEIRA
- 8 PARAFUSO
- 8 ARRUELA
- 1 FLANGE
- 1 MANGUEIRA
- 1 FLANGE
- 1 ANEL "O"
- 1 CJ. TDPI

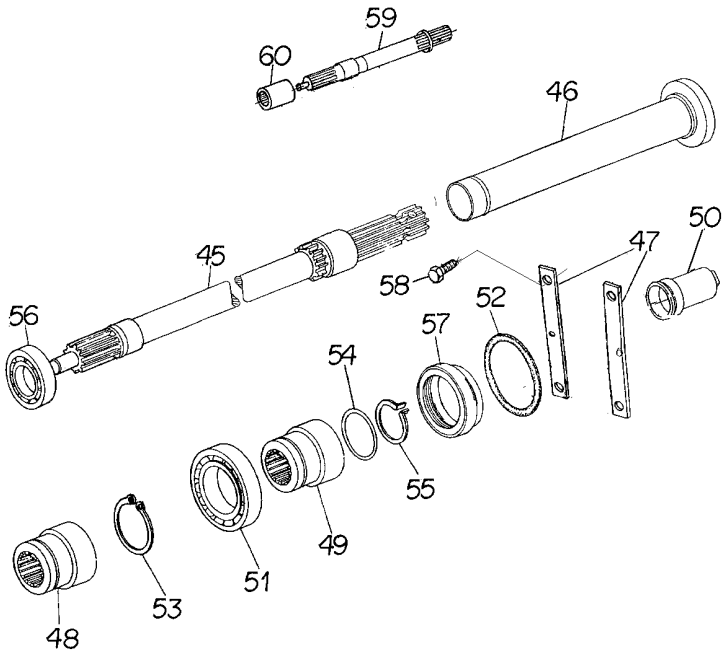
- PIPE
- CONNECTION T
- PIPE
- CONNECTION
- O RING
- VALVE
- TUBE ASSY
- CONNECTION
- O RING
- FLANGE
- CONNECTION
- KIT, COVER
- KIT, COVER
- WASHER
- KIT, CLUTCH
- WASHER
- CIRCLIP
- PLUG
- WASHER
- DECAL
- O RING
- PIPE
- PAD
- PAD
- BOLT
- BRACKET
- LEVER
- KNOB
- PIN
- WASHER
- COTTER PIN
- LEVER
- DOWEL
- WASHER
- ROD
- NUT
- CLAMP
- BOLT
- WASHER
- FLANGE
- HOSE
- FLANGE
- O RING
- KIT, IPTO

- CANO
- CONEXION T
- CANO
- CONEXION
- JUNTA TORICA
- VALVULA
- CONJ.DE TUBO
- CONEXION
- JUNTA TORICA
- PLETINA
- CONEXION
- JUEGO DE TAPA
- JUEGO DE TAPA
- ARANDELA
- EMBRAGUE JUEGO
- ARANDELA
- CIRCLITO
- TAPON
- ARANDELA
- CALCOMANIA
- JUNTA TORICA
- CANO
- ALMOHADILLA
- ALMOHADILLA
- PERNO
- SOPORTE
- PALANCA
- POMO
- PASADOR
- ARANDELA
- PASADOR DOUBLE
- PALANCA
- CENTRAJE
- ARANDELA
- VARILLA
- TUERCA
- ABRAZADERA
- PERNO
- ARANDELA
- PLETINA
- FLEXIBLE
- PLETINA
- JUNTA TORICA
- CONJ. IPTO

Kit Tomada De Força Independente  
Kit Independent Power Take Off  
Kit Toma De Fuerza Independiente

1000 Rpm  
1000 Rpm  
1000 Rpm

50-50



- 45 023229N2
- 46 023234S1
- 47 023239P1
- 48 034218N2
- 49 027879P1
- 50 035678T1
- 51 195507M1
- 52 359103X1
- 53 377602X1
- 54 377832X1
- 55 1662726M1
- 56 1692582M1
- 59 038784N1
- 60 1868538M4

1000 RPM

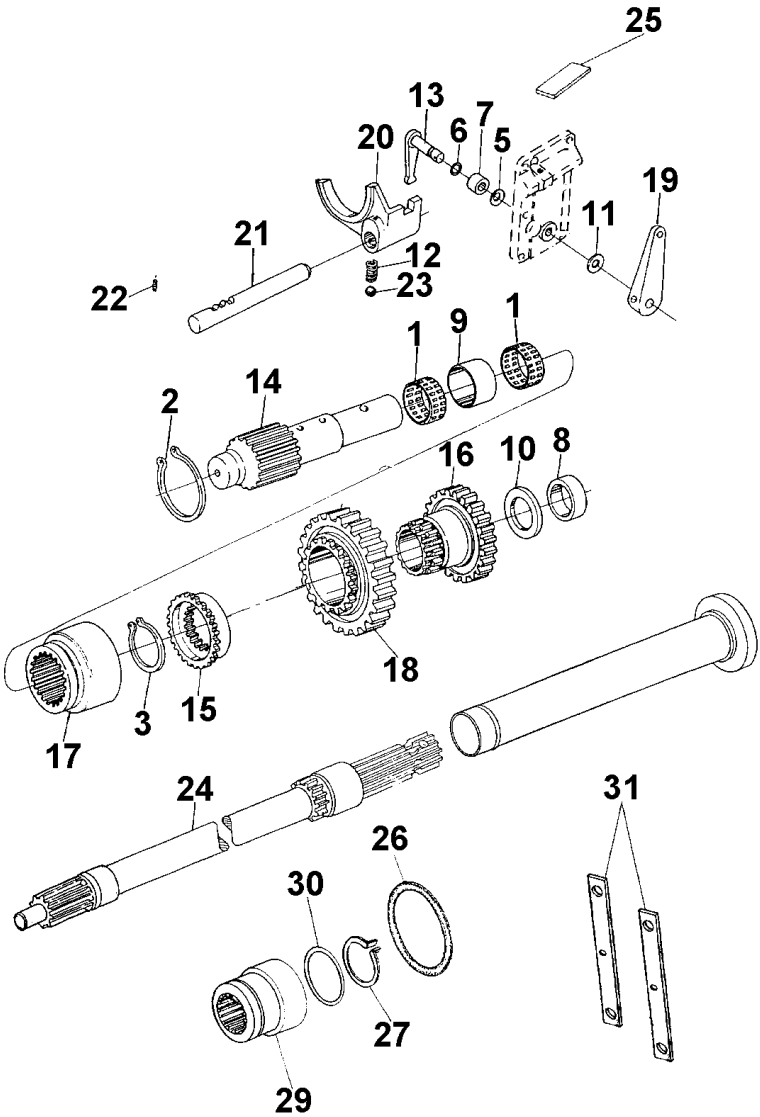
[A]

[A] INTERMEDIÁRIO  
INTERMEDIARY  
INTERMEDIARIO

- |              |         |              |
|--------------|---------|--------------|
| 1 EIXO       | SHAFT   | ARBOL        |
| 1 TUBO       | PIPE    | CANO         |
| 1 CHAPA      | PLATE   | CHAPA        |
| 1 LUVA       | SLEEVE  | MANCHA       |
| 1 LUVA       | SLEEVE  | MANCHA       |
| 1 TAMPA      | COVER   | CUBIERTA     |
| 1 ROLAMENTO  | BEARING | COJINETE     |
| 1 ANEL "O"   | O RING  | JUNTA TORICA |
| 1 ANEL TRAVA | CIRCLIP | CIRCULITO    |
| 1 ANEL "O"   | O RING  | JUNTA TORICA |
| 1 ANEL TRAVA | CIRCLIP | CIRCULITO    |
| 1 ROLAMENTO  | BEARING | COJINETE     |
| 1 EIXO       | SHAFT   | ARBOL        |
| 1 LUVA       | SLEEVE  | MANCHA       |

Kit Tdpi 540/1000 Rpm  
Kit Ipto 540/1000 Rpm  
Kit Ipto 540/1000 Rpm

50-55



- 1 026136R1
- 2 026137R1
- 3 026138R1
- 5 026140R1
- 6 026141R1
- 7 026143R1
- 8 026144R1
- 9 026145R1
- 10 026146R1
- 11 026147R1
- 12 026148R1
- 13 026149R1
- 14 026150R1
- 15 026151R1
- 16 026152R1
- 17 026153R1
- 18 026154R1
- 19 026155R1
- 20 026156R1
- 21 026157R1
- 22 023030R1
- 23 023195P1
- 24 023230N2

- 25 026065P1
- 26 359103X1
- 27 1662726M1
- 29 027879P1
- 30 377832X1
- 31 023239P1

[A] INTERMEDIÁRIO  
INTERMEDIARY  
INTERMEDIARIO

[A]

50-145 No  
540 RPM

- 2 ROLAMENTO
- 1 ANEL
- 1 ANEL
- 3 MOLA
- 1 ANEL "O"
- 1 TUBO
- 1 BUCHA
- 1 BUCHA
- 1 ARRUELA
- 1 ARRUELA
- 1 MOLA
- 1 ALAVANCA
- 1 EIXO
- 1 LUVA
- 1 ENGRENAGEM
- 1 LUVA
- 1 ENGRENAGEM
- 1 ALAVANCA
- 1 GARFO
- 1 EIXO
- 2 PINO
- 1 ESFERA
- 1 EIXO

- BEARING
- RING
- RING
- SPRING
- O RING
- PIPE
- BUSH
- BUSH
- WASHER
- WASHER
- SPRING
- LEVER
- SHAFT
- SLEEVE
- GEAR
- SLEEVE
- GEAR
- LEVER
- FORK
- SHAFT
- PIN
- BALL
- SHAFT

- COJINETE
- ARO
- ARO
- RESORTE
- JUNTA TORICA
- CANO
- CASQUILLO
- CASQUILLO
- ARANDELA
- ARANDELA
- RESORTE
- PALANCA
- ARBOL
- MANCHA
- ENGRANAJE
- MANCHA
- ENGRANAJE
- PALANCA
- HORQUILLA
- ARBOL
- PASADOR
- BOLA
- ARBOL

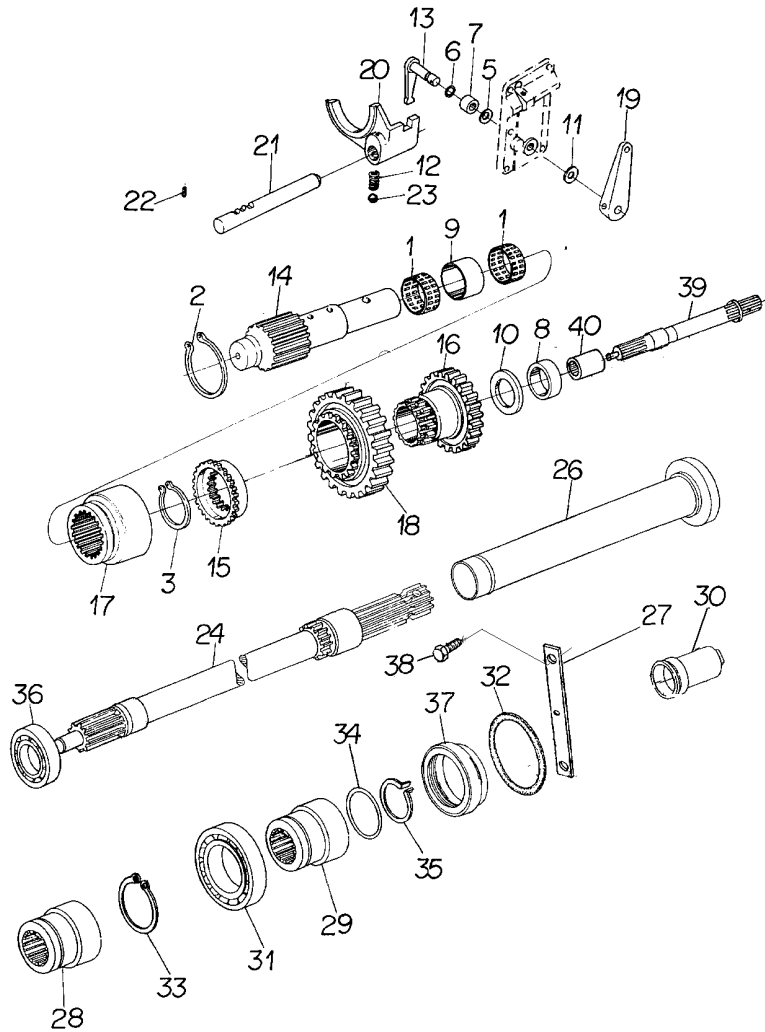
- 1 DECAL
- 1 ANEL "O"
- 1 ANEL TRAVA
- 1 LUVA
- 1 ANEL "O"
- 2 CHAPA

- DECAL
- O RING
- CIRCLIP
- SLEEVE
- O RING
- PLATE

- CALCOMANIA
- JUNTA TORICA
- CIRCULITO
- MANCHA
- JUNTA TORICA
- CHAPA

Kit Tdpi 540/1000 Rpm  
Kit Ipto 540/1000 Rpm  
Kit Ipto 540/1000 Rpm

50-60



- 1 026136R1
- 2 026137R1
- 3 026138R1
- 5 026140R1
- 6 026141R1
- 7 026143R1
- 8 026144R1
- 9 026145R1
- 10 026146R1
- 11 026147R1
- 12 026148R1
- 13 026149R1
- 14 026150R1
- 15 026151R1
- 16 026152R1
- 17 026153R1
- 18 026154R1
- 19 026155R1
- 20 026156R1
- 21 026157R1
- 22 023030R1
- 23 023195R1
- 24 023230N2

- 26 023234S1
- 27 023239P1
- 28 034218N2
- 29 027879P1
- 30 035678T1
- 31 195507M1
- 32 359103X1
- 33 377602X1
- 34 377832X1
- 35 1662726M1
- 36 1692582M1
- 39 038784N1

- 40 1868538M4

[A] INTERMEDIÁRIO  
INTERMEDIARY  
INTERMEDIARIO

[B] 540RPM  
540RPM  
540RPM

[A]

[B]

50-145 No

50-40 No

[A]

50-30 No

- 2 ROLAMENTO
- 1 ANEL
- 1 ANEL
- 3 MOLA
- 1 ANEL "O"
- 1 TUBO
- 1 BUCHA
- 1 BUCHA
- 1 ARRUELA
- 1 ARRUELA
- 1 MOLA
- 1 ALAVANCA
- 1 EIXO
- 1 LUVA
- 1 ENGRENAGEM
- 1 LUVA
- 1 ENGRENAGEM
- 1 ALAVANCA
- 1 GARFO
- 1 EIXO
- 2 PINO
- 7 ESFERA
- 1 EIXO

- 1 TUBO
- 2 CHAPA
- 1 LUVA
- 1 LUVA
- 1 TAMPA
- 1 ROLAMENTO
- 1 ANEL "O"
- 1 ANEL TRAVA
- 1 ANEL "O"
- 1 ANEL TRAVA
- 1 ROLAMENTO
- 1 EIXO

- 1 LUVA

- BEARING
- RING
- RING
- SPRING
- O RING
- PIPE
- BUSH
- BUSH
- WASHER
- WASHER
- SPRING
- LEVER
- SHAFT
- SLEEVE
- GEAR
- SLEEVE
- GEAR
- LEVER
- FORK
- SHAFT
- PIN
- BALL
- SHAFT

- PIPE
- PLATE
- SLEEVE
- SLEEVE
- COVER
- BEARING
- O RING
- CIRCLIP
- O RING
- CIRCLIP
- BEARING
- SHAFT

- SLEEVE

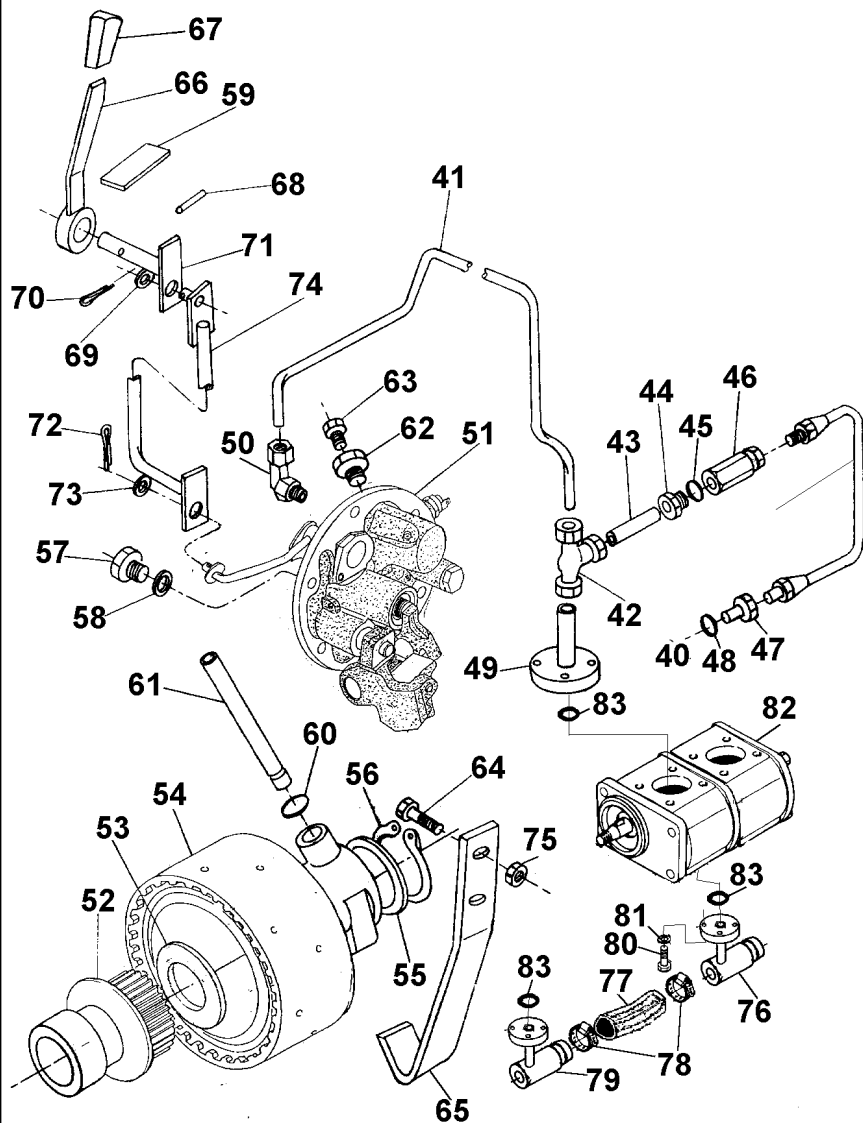
- COJINETE
- ARO
- ARO
- RESORTE
- JUNTA TORICA
- CANO
- CASQUILLO
- CASQUILLO
- ARANDELA
- ARANDELA
- RESORTE
- PALANCA
- ARBOL
- MANCHA
- ENGRANAJE
- MANCHA
- ENGRANAJE
- PALANCA
- HORQUILLA
- ARBOL
- PASADOR
- BOLA
- ARBOL

- CANO
- CHAPA
- MANCHA
- MANCHA
- CUBIERTA
- COJINETE
- JUNTA TORICA
- CIRCULITO
- JUNTA TORICA
- CIRCULITO
- COJINETE
- ARBOL

- MANCHA

Kit Tdpi 540/1000 Rpm  
Kit Ipto 540/1000 Rpm  
Kit Ipto 540/1000 Rpm

50-65



40 039485N1  
41 039636P1  
42 039606N1  
43 039487P1  
44 3411947M91  
45 831452M1  
46 023956N1  
47 3145403M2  
48 831452M1  
49 039527S1  
50 039605N1  
51 3611290M94  
52 039720N2  
53 3613267M1  
54 4200050M91  
55 037656P1  
56 352699X1  
57 3409712M1  
58 1440702X1  
59 049100P1  
60 195561M1  
61 3610929M1  
62 3697609M91  
63 358720X91  
64 038686P1  
65 038430P1  
69 339024X1  
70 354048X1  
72 354059X1  
73 353756X1  
75 355645X1  
76 039479S1  
77 039509P1  
78 490803M1  
79 039478S1  
80 391979X1  
81 339375X1  
82 038479T1  
83 035881P1

👁 50-130 No

👁 50-135 No

👁 50-140 No

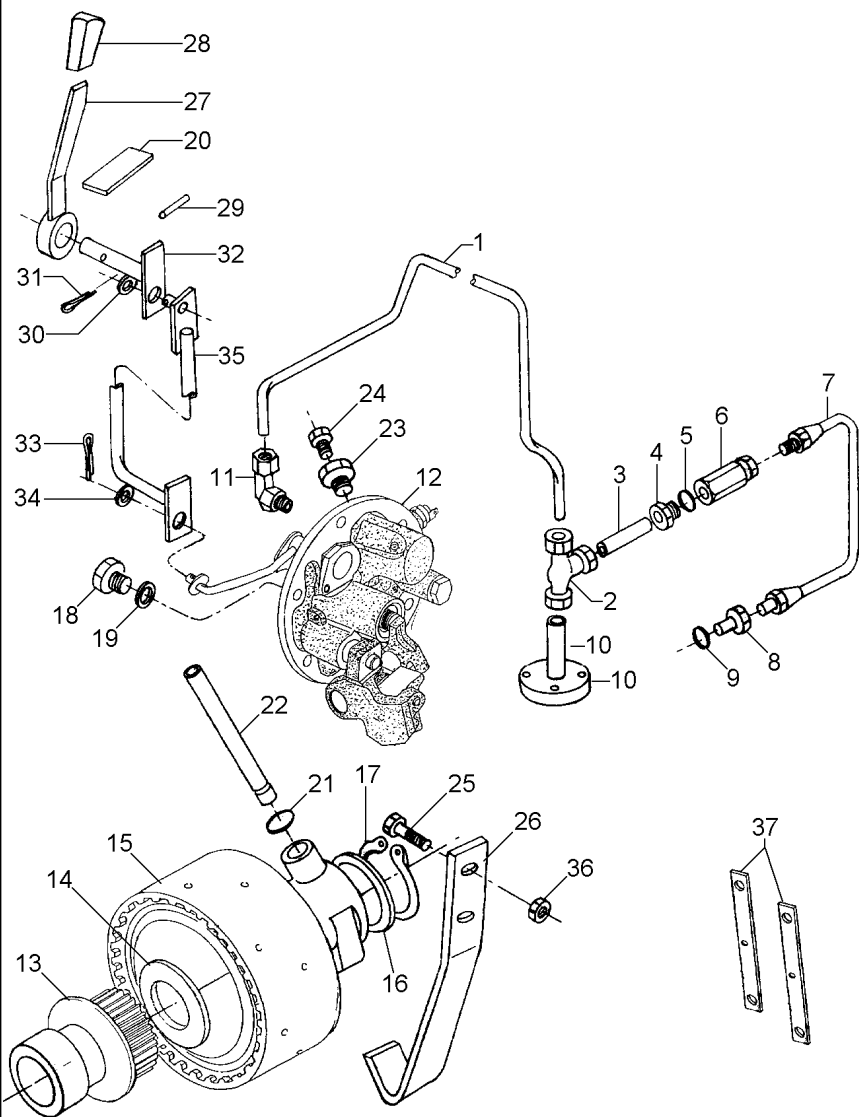
1 CJ. TUBO  
1 TUBO  
1 CONEXÃO "T"  
1 TUBO  
1 CONEXÃO  
1 ANEL "O"  
1 VÁLVULA  
1 CONEXÃO  
1 ANEL "O"  
1 FLANGE  
1 CONEXÃO  
1 CJ. TAMPA  
1 CJ. TAMPA  
1 ARRUELA  
1 CJ. EMBREAGEM  
1 ARRUELA  
1 ANEL TRAVA  
1 BUJÃO  
1 ARRUELA  
1 DECAL  
2 ANEL "O"  
1 TUBO  
1 TAMPÃO  
1 TAMPÃO  
2 PARAFUSO  
1 SUPORTE  
1 ARRUELA  
1 CUPILHA  
1 CONTRAPINO  
1 ARRUELA  
2 PORCA  
1 FLANGE  
1 MANGUEIRA  
2 BRAÇADEIRA  
1 FLANGE  
8 PARAFUSO  
8 ARRUELA  
1 BOMBA  
1 ANEL "O"

TUBE ASSY  
PIPE  
CONNECTION T  
PIPE  
CONNECTION  
O RING  
VALVE  
CONNECTION  
O RING  
FLANGE  
CONNECTION  
KIT, COVER  
KIT, COVER  
WASHER  
KIT, CLUTCH  
WASHER  
CIRCLIP  
PLUG  
WASHER  
DECAL  
O RING  
PIPE  
PAD  
PAD  
BOLT  
BRACKET  
WASHER  
COTTER PIN  
DOWEL  
WASHER  
NUT  
FLANGE  
HOSE  
CLAMP  
FLANGE  
BOLT  
WASHER  
PUMP  
O RING

CONJ.DE TUBO  
CANO  
CONEXION T  
CANO  
CONEXION  
JUNTA TORICA  
VALVULA  
CONEXION  
JUNTA TORICA  
PLETINA  
CONEXION  
JUEGO DE TAPA  
JUEGO DE TAPA  
ARANDELA  
EMBRAGUE JUEGO  
ARANDELA  
CIRCULITO  
TAPON  
ARANDELA  
CALCOMANIA  
JUNTA TORICA  
CANO  
ALMOHADILLA  
ALMOHADILLA  
PERNO  
SOPORTE  
ARANDELA  
PASADOR DOUBLE  
CENTRAJE  
ARANDELA  
TUERCA  
PLETINA  
FLEXIBLE  
ABRAZADERA  
PLETINA  
PERNO  
ARANDELA  
BOMBA  
JUNTA TORICA

Tomada De Força Independente  
Independent Power Take Off  
Toma De Fuerza Independente

50-70



- 1 039636P1
- 2 039606N1
- 3 049382P1
- 4 3411947M91
- 5 831452M1
- 6 023956N1
- 7 3816762M91
- 8 3145403M2
- 9 831452M1
- 10 036606T1
- 10 044890T1
- 11 039605N1
- 12 3611290M94
- 13 039720N2
- 14 3613267M1
- 15 4200050M91
- 16 037656P1
- 17 352699X1
- 18 3409712M1
- 19 1440702X1
- 20 049100P1
- 21 195561M1
- 22 3610929M1
- 23 3697609M91
- 24 358720X91
- 25 038686P1
- 26 038430P1
- 27 036618S1
- 28 035972P1
- 29 391290X1
- 30 339024X1
- 31 354048X1
- 32 039780S1
- 33 354059X1
- 34 353756X1
- 35 039781S1
- 36 355645X1
- 37 023239P1

- 👁 50-130 No
- 👁 50-135 No
- 👁 50-140 No

- 1 TUBO
- 1 CONEXÃO "T"
- 1 TUBO
- 1 CONEXÃO
- 1 ANEL "O"
- 1 VÁLVULA
- 1 MANGUEIRA
- 1 CONEXÃO
- 1 ANEL "O"
- 1 CONEXÃO
- 1 FLANGE
- 1 CONEXÃO
- 1 CJ. TAMPA
- 1 CJ. TAMPA
- 1 ARRUELA
- 1 CJ. EMBREAGEM
- 1 ARRUELA
- 1 ANEL TRAVA
- 1 BUJÃO
- 1 ARRUELA
- 1 DECAL
- 2 ANEL "O"
- 1 TUBO
- 1 TAMPÃO
- 1 TAMPÃO
- 2 PARAFUSO
- 1 SUPORTE
- 1 ALAVANCA
- 1 MANÍPULO
- 1 PINO
- 1 ARRUELA
- 1 CUPILHA
- 1 ALAVANCA
- 1 CONTRAPINO
- 1 ARRUELA
- 1 TIRANTE
- 2 PORCA
- 2 CHAPA

- PIPE
- CONNECTION T
- PIPE
- CONNECTION
- O RING
- VALVE
- HOSE
- CONNECTION
- O RING
- CONNECTION
- FLANGE
- CONNECTION
- KIT, COVER
- KIT, COVER
- WASHER
- KIT, CLUTCH
- WASHER
- CIRCLIP
- PLUG
- WASHER
- DECAL
- O RING
- PIPE
- PAD
- PAD
- BOLT
- BRACKET
- LEVER
- KNOB
- PIN
- WASHER
- COTTER PIN
- LEVER
- DOWEL
- WASHER
- ROD
- NUT
- PLATE

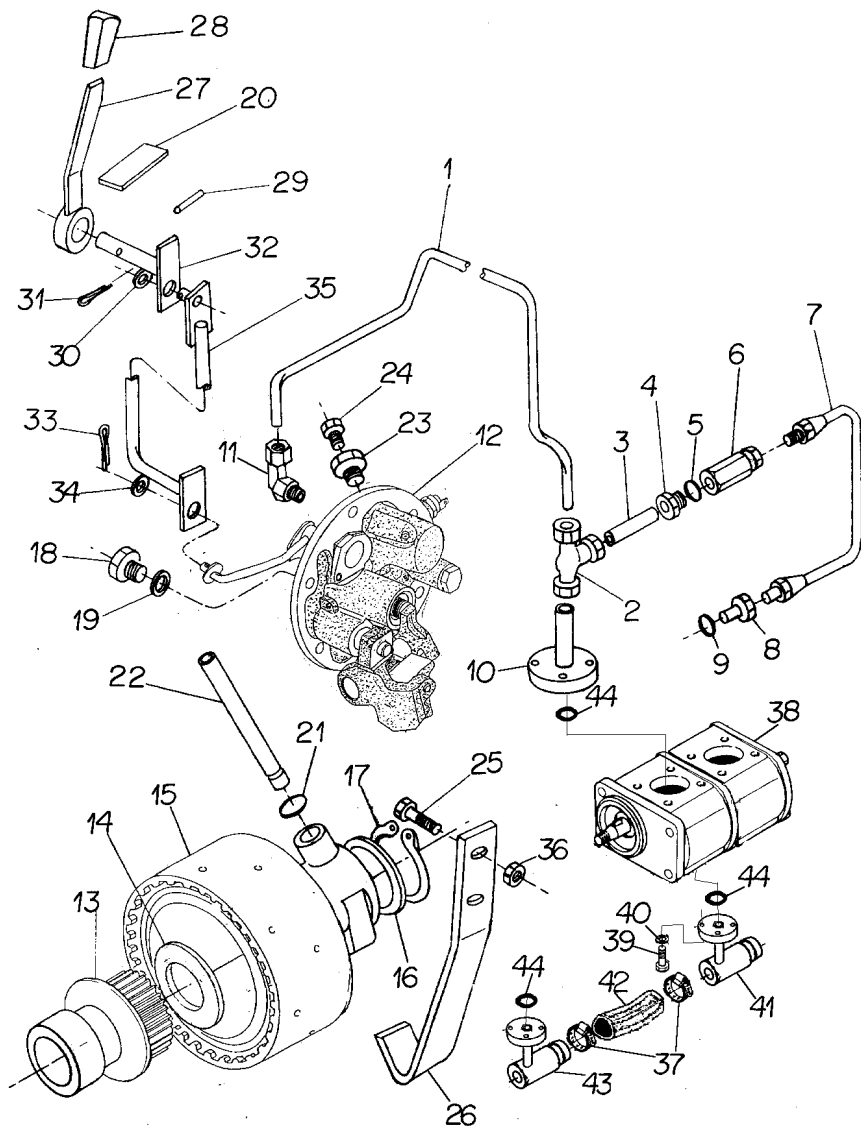
- CANO
- CONEXION T
- CANO
- CONEXION
- JUNTA TORICA
- VALVULA
- FLEXIBLE
- CONEXION
- JUNTA TORICA
- CONEXION
- PLETINA
- CONEXION
- JUEGO DE TAPA
- JUEGO DE TAPA
- ARANDELA
- EMBRAGUE JUEGO
- ARANDELA
- CIRCULITO
- TAPON
- ARANDELA
- CALCOMANIA
- JUNTA TORICA
- CANO
- ALMOHADILLA
- ALMOHADILLA
- PERNO
- SOPORTE
- PALANCA
- POMO
- PASADOR
- ARANDELA
- PASADOR DOUBLE
- PALANCA
- CENTRAJE
- ARANDELA
- VARILLA
- TUERCA
- CHAPA



Kit Ipto 1000 Rpm  
Kit Ipto 1000 Rpm  
Kit Ipto 1000 Rpm

50-75

Sem Cabine  
Without Cab  
Sin Cabina



- 1 039636P1
- 2 039606N1
- 3 049382P1
- 4 3411947M91
- 5 831452M1
- 6 023956N1
- 7 3816762M91
- 8 3145403M2
- 9 831452M1
- 10 044890T1
- 11 039605N1
- 12 3611290M94
- 13 039720N2
- 14 3613267M1
- 15 4200050M91
- 16 037656P1
- 17 352699X1
- 18 3409712M1
- 19 1440702X1
- 20 049100P1
- 21 195561M1
- 22 3610929M1
- 23 3697609M91
- 24 358720X91
- 25 038686P1
- 26 038430P1
- 27 036618S1
- 28 035972P1
- 29 391290X1
- 30 339024X1
- 31 354048X1
- 32 039780S1
- 33 354059X1
- 34 353756X1
- 35 039781S1
- 36 355645X1
- 37 490803M1
- 38 038479T1
- 39 391979X1
- 40 339375X1
- 41 039479S1
- 42 039509P1
- 43 039478S1
- 44 035881P1

50-130 No

50-135 No

50-140 No

- 1 TUBO
- 1 CONEXÃO "T"
- 1 TUBO
- 1 CONEXÃO
- 1 ANEL "O"
- 1 VÁLVULA
- 1 MANGUEIRA
- 1 CONEXÃO
- 1 ANEL "O"
- 1 FLANGE
- 1 CONEXÃO
- 1 C.J. TAMPA
- 1 C.J. TAMPA
- 1 ARRUELA
- 1 C.J. EMBREAGEM
- 1 ARRUELA
- 1 ANEL TRAVA
- 1 BUJÃO
- 1 ARRUELA
- 1 DECAL
- 2 ANEL "O"
- 1 TUBO
- 1 TAMPÃO
- 1 TAMPÃO
- 2 PARAFUSO
- 1 SUPORTE
- 1 ALAVANCA
- 1 MANÍPULO
- 1 PINO
- 1 ARRUELA
- 1 CUPILHA
- 1 ALAVANCA
- 1 CONTRAPINO
- 1 ARRUELA
- 1 TIRANTE
- 2 PORCA
- 2 BRAÇADEIRA
- 1 BOMBA
- 8 PARAFUSO
- 8 ARRUELA
- 1 FLANGE
- 1 MANGUEIRA
- 1 FLANGE
- 1 ANEL "O"

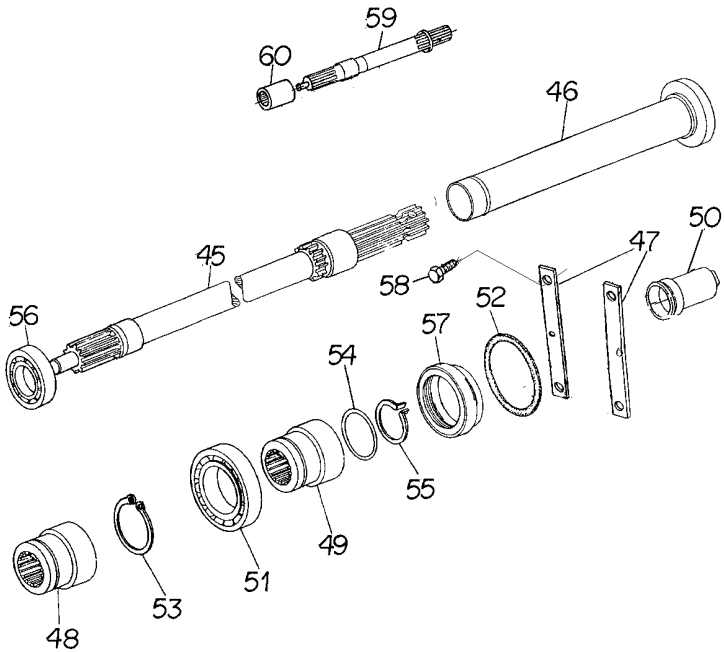
- PIPE
- CONNECTION T
- PIPE
- CONNECTION
- O RING
- VALVE
- HOSE
- CONNECTION
- O RING
- FLANGE
- CONNECTION
- KIT, COVER
- KIT, COVER
- WASHER
- KIT, CLUTCH
- WASHER
- CIRCLIP
- PLUG
- WASHER
- DECAL
- O RING
- PIPE
- PAD
- PAD
- BOLT
- BRACKET
- LEVER
- KNOB
- PIN
- WASHER
- COTTER PIN
- LEVER
- DOWEL
- WASHER
- ROD
- NUT
- CLAMP
- PUMP
- BOLT
- WASHER
- FLANGE
- HOSE
- FLANGE
- O RING

- CANO
- CONEXION T
- CANO
- CONEXION
- JUNTA TORICA
- VALVULA
- FLEXIBLE
- CONEXION
- JUNTA TORICA
- PLETINA
- CONEXION
- JUEGO DE TAPA
- JUEGO DE TAPA
- ARANDELA
- EMBRAGUE JUEGO
- ARANDELA
- CIRCLITO
- TAPON
- ARANDELA
- CALCOMANIA
- JUNTA TORICA
- CANO
- ALMOHADILLA
- ALMOHADILLA
- PERNO
- SOPORTE
- PALANCA
- POMO
- PASADOR
- ARANDELA
- PASADOR DOUBLE
- PALANCA
- CENTRAJE
- ARANDELA
- VARILLA
- TUERCA
- ABRAZADERA
- BOMBA
- PERNO
- ARANDELA
- PLETINA
- FLEXIBLE
- PLETINA
- JUNTA TORICA

Kit Ipto 1000 Rpm  
Kit Ipto 1000 Rpm  
Kit Ipto 1000 Rpm

50-80

Sem Cabine  
Without Cab  
Sin Cabina



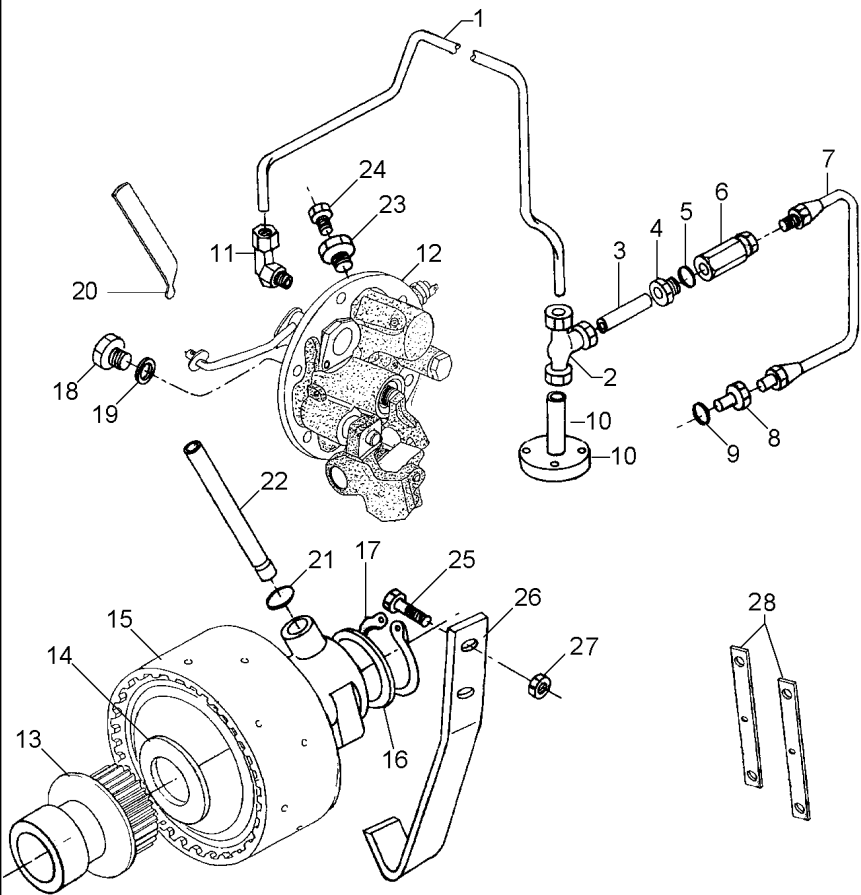
- 45 023229N2 50-35 No  
1000 RPM
- 46 023234S1
- 47 023239P1 50-40 No
- 48 034218N2
- 49 027879P1
- 50 035678T1
- 51 195507M1
- 52 359103X1
- 53 377602X1
- 54 377832X1
- 55 1662726M1
- 56 1692582M1
- 59 038784N1
- [A] 50-30 No

60 1868538M4  
[A] INTERMEDIÁRIO  
INTERMEDIARY  
INTERMEDIARIO

1 EIXO	SHAFT	ARBOL
1 TUBO	PIPE	CANO
2 CHAPA	PLATE	CHAPA
1 LUVA	SLEEVE	MANCHA
1 LUVA	SLEEVE	MANCHA
1 TAMPA	COVER	CUBIERTA
1 ROLAMENTO	BEARING	COJINETE
1 ANEL "O"	O RING	JUNTA TORICA
1 ANEL TRAVA	CIRCLIP	CIRCULITO
1 ANEL "O"	O RING	JUNTA TORICA
1 ANEL TRAVA	CIRCLIP	CIRCULITO
1 ROLAMENTO	BEARING	COJINETE
1 EIXO	SHAFT	ARBOL
1 LUVA	SLEEVE	MANCHA

Kit Ipto 1000 Rpm  
Kit Ipto 1000 Rpm  
Kit Ipto 1000 Rpm

50-85



- 1 039636P1
- 2 023239P1
- 3 049382P1
- 4 3411947M91
- 5 831452M1
- 6 023956N1
- 7 3816762M91
- 8 3145403M2
- 9 831452M1
- 10 036606T1
- 11 039606N1
- 12 3611290M94
- 13 3697609M91
- 14 358720X91
- 15 037656P1
- 16 352699X1
- 17 038686P1
- 18 355645X1
- 19 038430P1
- 20 4200050M91
- 21 039720N2
- 22 3613267M1
- 23 195561M1
- 24 3610929M1
- 25 1440702X1
- 26 3409712M1
- 27 039605N1
- 28 3801302M92
- 29 044890T1

50-130 No

50-140 No

50-135 No

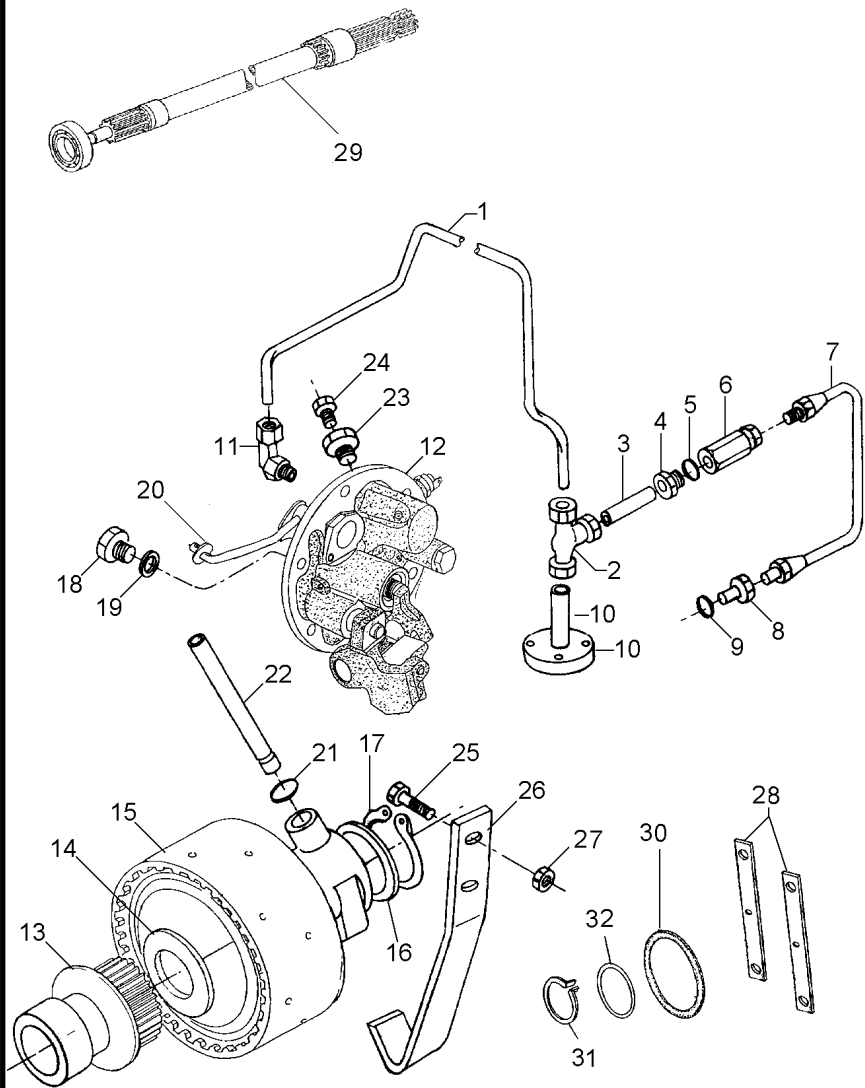
- 1 TUBO
- 2 CHAPA
- 1 TUBO
- 1 CONEXÃO
- 1 ANEL "O"
- 1 VÁLVULA
- 1 MANGUEIRA
- 1 CONEXÃO
- 1 ANEL "O"
- 1 CONEXÃO
- 1 CONEXÃO "T"
- 1 C.J. TAMPA
- 1 TAMPÃO
- 1 TAMPÃO
- 1 ARRUELA
- 1 ANEL TRAVA
- 2 PARAFUSO
- 2 PORCA
- 1 SUPORTE
- 1 C.J. EMBREAGEM
- 1 C.J. TAMPA
- 1 ARRUELA
- 2 ANEL "O"
- 1 TUBO
- 1 ARRUELA
- 1 BUJÃO
- 1 CONEXÃO
- 1 ALAVANCA
- 1 FLANGE

- PIPE
- PLATE
- PIPE
- CONNECTION
- O RING
- VALVE
- HOSE
- CONNECTION
- O RING
- CONNECTION
- CONNECTION T
- KIT, COVER
- PAD
- PAD
- WASHER
- CIRCLIP
- BOLT
- NUT
- BRACKET
- KIT, CLUTCH
- KIT, COVER
- WASHER
- O RING
- PIPE
- WASHER
- PLUG
- CONNECTION
- LEVER
- FLANGE

- CANO
- CHAPA
- CANO
- CONEXION
- JUNTA TORICA
- VALVULA
- FLEXIBLE
- CONEXION
- JUNTA TORICA
- CONEXION
- CONEXION T
- JUEGO DE TAPA
- ALMOHADILLA
- ALMOHADILLA
- ARANDELA
- CIRCULITO
- PERNO
- TUERCA
- SOPORTE
- EMBRAGUE JUEGO
- JUEGO DE TAPA
- ARANDELA
- JUNTA TORICA
- CANO
- ARANDELA
- TAPON
- CONEXION
- PALANCA
- PLETINA

Kit Tdpi 540/1000 Rpm  
Kit Ipto 540/1000 Rpm  
Kit Ipto 540/1000 Rpm

50-90



- 1 039636P1
- 2 049382P1
- 3 3411947M91
- 4 831452M1
- 5 023956N1
- 6 3145403M2
- 7 831452M1
- 8 039606N1
- 9 036606T1
- 10 038686P1
- 11 038430P1
- 12 355645X1
- 13 359103X1
- 14 1662726M1
- 15 377832X1
- 16 023230N2

- 17 039720N2
- 18 3613267M1
- 19 4200050M91
- 20 195561M1
- 21 3610929M1
- 22 037656P1
- 23 352699X1
- 24 3611290M94
- 25 1440702X1
- 26 3409712M1
- 27 3801302M91
- 28 039605N1
- 29 358720X91
- 30 3697609M91
- 31 3816762M91
- 32 044890T1

50-145 No  
540 RPM  
50-135 No  
50-140 No  
50-130 No

- 1 TUBO
- 1 TUBO
- 1 CONEXÃO
- 1 ANEL "O"
- 1 VÁLVULA
- 1 CONEXÃO
- 1 ANEL "O"
- 1 CONEXÃO "T"
- 1 CONEXÃO
- 2 PARAFUSO
- 1 SUPORTE
- 2 PORCA
- 1 ANEL "O"
- 1 ANEL TRAVA
- 1 ANEL "O"
- 1 EIXO

- 1 C.J. TAMPA
- 1 ARRUELA
- 1 C.J. EMBREAGEM
- 2 ANEL "O"
- 1 TUBO
- 1 ARRUELA
- 1 ANEL TRAVA
- 1 C.J. TAMPA
- 1 ARRUELA
- 1 BUJÃO
- 1 ALAVANCA
- 1 CONEXÃO
- 1 TAMPÃO
- 1 TAMPÃO
- 1 MANGUEIRA
- 1 FLANGE

- PIPE
- PIPE
- CONNECTION
- O RING
- VALVE
- CONNECTION
- O RING
- CONNECTION T
- CONNECTION
- BOLT
- BRACKET
- NUT
- O RING
- CIRCLIP
- O RING
- SHAFT

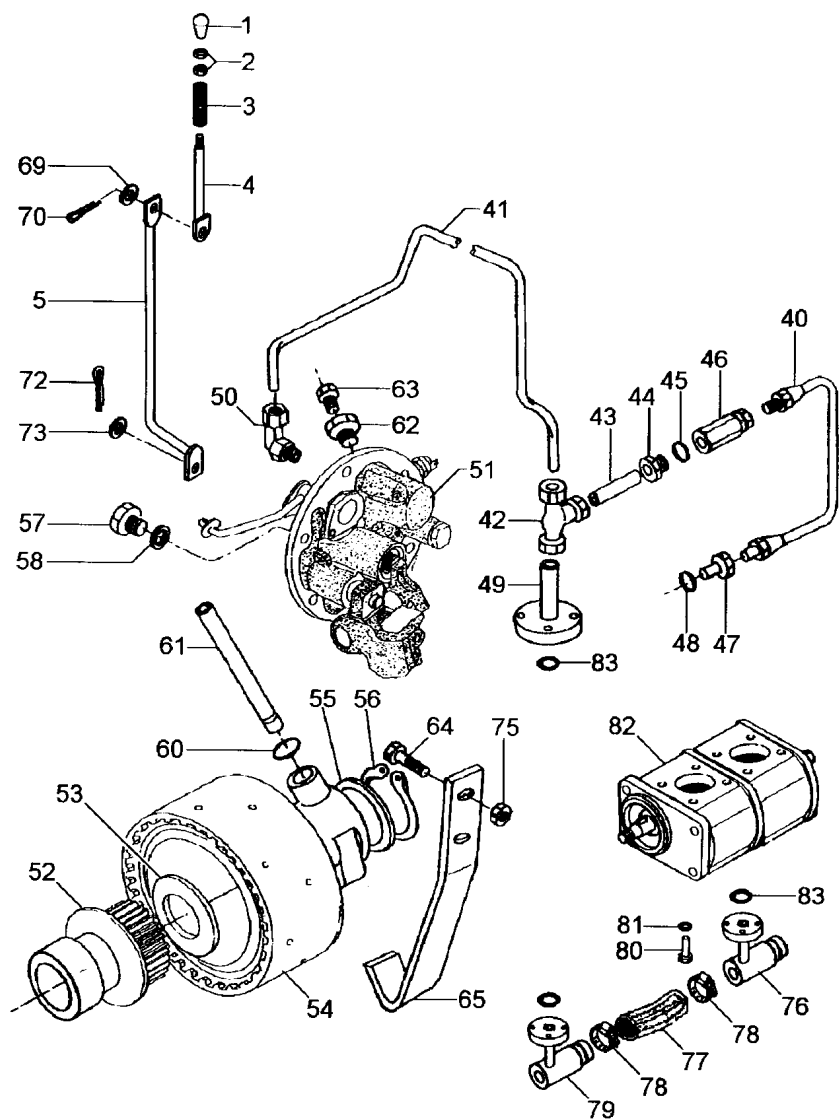
- KIT, COVER
- WASHER
- KIT, CLUTCH
- O RING
- PIPE
- WASHER
- CIRCLIP
- KIT, COVER
- WASHER
- PLUG
- LEVER
- CONNECTION
- PAD
- PAD
- HOSE
- FLANGE

- CANO
- CANO
- CONEXION
- JUNTA TORICA
- VALVULA
- CONEXION
- JUNTA TORICA
- CONEXION T
- CONEXION
- PERNO
- SOPORTE
- TUERCA
- JUNTA TORICA
- CIRCULITO
- JUNTA TORICA
- ARBOL

- JUEGO DE TAPA
- ARANDELA
- EMBRAGUE JUEGO
- JUNTA TORICA
- CANO
- ARANDELA
- CIRCULITO
- JUEGO DE TAPA
- ARANDELA
- TAPON
- PALANCA
- CONEXION
- ALMOHADILLA
- ALMOHADILLA
- FLEXIBLE
- PLETINA

Kit Ipto 1000 Rpm  
Kit Ipto 1000 Rpm  
Kit Ipto 1000 Rpm

50-95



- 1 3585348M1
- 2 353430X1
- 3 054305P1
- 4 052766S1
- 5 052768S1
- 40 039485N1
- 41 039636P1
- 42 039606N1
- 43 039487P1
- 44 3411947M91
- 45 831452M1
- 46 023956N1
- 47 3145403M2
- 48 831452M1
- 49 039527S1
- 50 039605N1
- 51 3611290M94
- 52 039720N2
- 53 3613267M1
- 54 4200050M91
- 55 037656P1
- 56 352699X1
- 57 3409712M1
- 58 1440702X1
- 60 195561M1
- 61 3610929M1
- 62 3697609M91
- 63 358720X91
- 64 038686P1
- 65 038430P1
- 69 339024X1
- 70 354048X1
- 72 354059X1
- 73 353756X1
- 75 355645X1
- 76 039479S1
- 77 039509P1
- 78 490803M1
- 79 039478S1
- 80 391979X1
- 81 339375X1
- 82 038479T1
- 83 035881P1

- 50-130 No
- 50-135 No
- 50-140 No

- 1 BOTÃO
- 2 PORCA
- 1 MOLLA
- 1 ACIONADOR
- 1 TIRANTE
- 1 C.J. TUBO
- 1 TUBO
- 1 CONEXÃO "T"
- 1 TUBO
- 1 CONEXÃO
- 1 ANEL "O"
- 1 VÁLVULA
- 1 CONEXÃO
- 1 ANEL "O"
- 1 FLANGE
- 1 CONEXÃO
- 1 C.J. TAMPA
- 1 C.J. TAMPA
- 1 ARRUELA
- 1 C.J. EMBREAGEM
- 1 ARRUELA
- 1 ANEL TRAVA
- 1 BUJÃO
- 1 ARRUELA
- 2 ANEL "O"
- 1 TUBO
- 1 TAMPÃO
- 1 TAMPÃO
- 2 PARAFUSO
- 1 SUPORTE
- 1 ARRUELA
- 1 CUPILHA
- 1 CONTRAPINO
- 1 ARRUELA
- 2 PORCA
- 1 FLANGE
- 1 MANGUEIRA
- 2 BRAÇADEIRA
- 1 FLANGE
- 8 PARAFUSO
- 8 ARRUELA
- 1 BOMBA
- 1 ANEL "O"

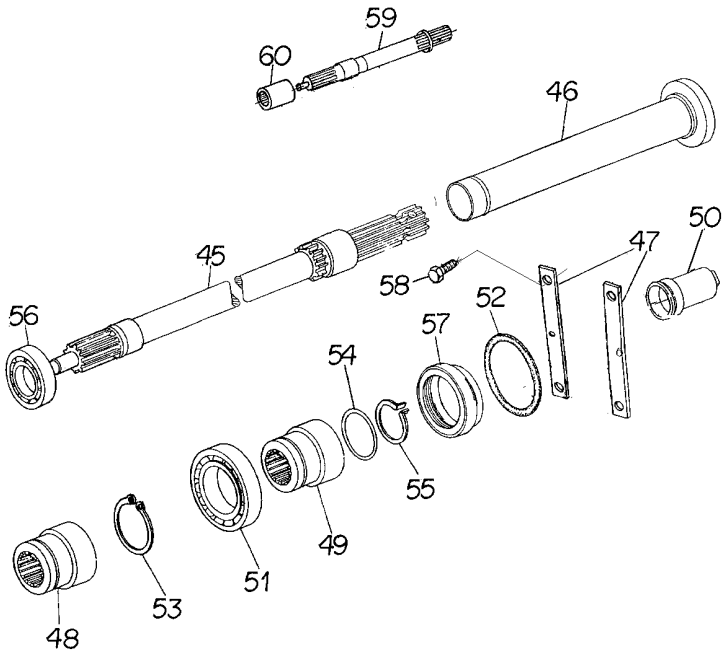
- BUTTON
- NUT
- SPRING
- DRIVE
- ROD
- TUBE ASSY
- PIPE
- CONNECTION T
- PIPE
- CONNECTION
- O RING
- VALVE
- CONNECTION
- O RING
- FLANGE
- CONNECTION
- KIT, COVER
- KIT, COVER
- WASHER
- KIT, CLUTCH
- WASHER
- CIRCLIP
- PLUG
- WASHER
- O RING
- PIPE
- PAD
- PAD
- BOLT
- BRACKET
- WASHER
- COTTER PIN
- DOWEL
- WASHER
- NUT
- FLANGE
- HOSE
- CLAMP
- FLANGE
- BOLT
- WASHER
- PUMP
- O RING

- PULSADOR
- TUERCA
- RESORTE
- TRASMISION
- VARILLA
- CONJ.DE TUBO
- CANO
- CONEXION T
- CANO
- CONEXION
- JUNTA TORICA
- VALVULA
- CONEXION
- JUNTA TORICA
- PLETINA
- CONEXION
- JUEGO DE TAPA
- JUEGO DE TAPA
- ARANDELA
- EMBRAGUE JUEGO
- ARANDELA
- CIRCULITO
- TAPON
- ARANDELA
- JUNTA TORICA
- CANO
- ALMOHADILLA
- ALMOHADILLA
- PERNO
- SOPORTE
- ARANDELA
- PASADOR DOUBLE
- CENTRAJE
- ARANDELA
- TUERCA
- PLETINA
- FLEXIBLE
- ABRAZADERA
- PLETINA
- PERNO
- ARANDELA
- BOMBA
- JUNTA TORICA

Kit Tdpi 1000 Rpm  
Kit Ipto 1000 Rpm  
Kit Tdfi 1000 Rpm

Com Cabine  
With Cab  
Con Cabina

50-100



45 023229N2

1000 RPM  
50-35 No

46 023234S1

47 023239P1

48 034218N2

49 027879P1

50 035678T1

51 195507M1

52 359103X1

53 377602X1

54 377832X1

55 1662726M1

56 1692582M1

59 038784N1

50-40 No

[A]  
50-30 No

60 1868538M4

[A] INTERMEDIÁRIO  
INTERMEDIARY  
INTERMEDIARIO

1 EIXO

SHAFT

ARBOL

1 TUBO

PIPE

CANO

2 CHAPA

PLATE

CHAPA

1 LUVA

SLEEVE

MANCHA

1 LUVA

SLEEVE

MANCHA

1 TAMPA

COVER

CUBIERTA

1 ROLAMENTO

BEARING

COJINETE

1 ANEL "O"

O RING

JUNTA TORICA

1 ANEL TRAVA

CIRCLIP

CIRCULITO

1 ANEL "O"

O RING

JUNTA TORICA

1 ANEL TRAVA

CIRCLIP

CIRCULITO

1 ROLAMENTO

BEARING

COJINETE

1 EIXO

SHAFT

ARBOL

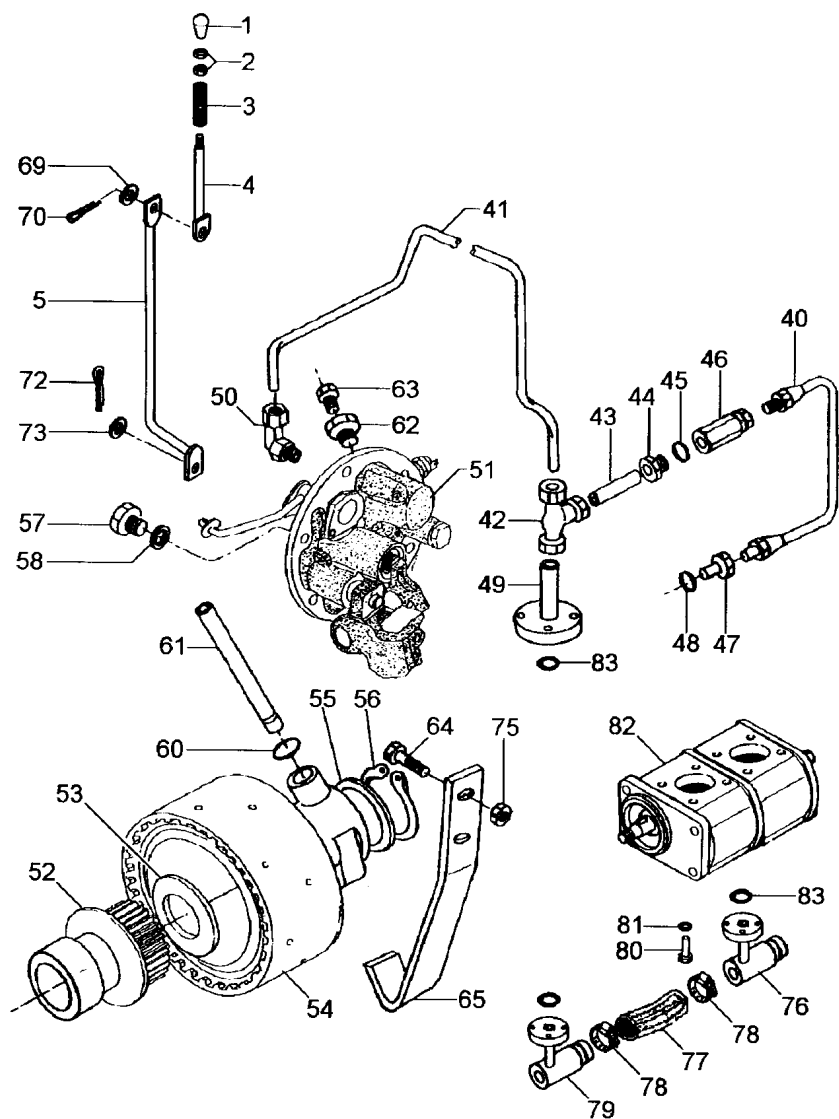
1 LUVA

SLEEVE

MANCHA

Kit Tdpi 540/1000 Rpm  
 Kit Ipto 540/1000 Rpm  
 Kit Ipto 540/1000 Rpm

50-105



- 1 3585348M1
- 2 353430X1
- 3 054305P1
- 4 052766S1
- 5 052768S1
- 40 039485N1
- 41 039636P1
- 42 039606N1
- 43 039487P1
- 44 3411947M91
- 45 831452M1
- 46 023956N1
- 47 3145403M2
- 48 831452M1
- 49 039527S1
- 50 039605N1
- 51 3611290M94
- 52 039720N2
- 53 3613267M1
- 54 4200050M91
- 55 037656P1
- 56 352699X1
- 57 3409712M1
- 58 1440702X1
- 60 195561M1
- 61 3610929M1
- 62 3697609M91
- 63 358720X91
- 64 038686P1
- 65 038430P1
- 69 339024X1
- 70 354048X1
- 72 354059X1
- 73 353756X1
- 75 355645X1
- 76 039479S1
- 77 039509P1
- 78 490803M1
- 79 039478S1
- 80 391979X1
- 81 339375X1
- 82 038479T1
- 83 035881P1

- 👁 50-130 No
- 👁 50-135 No
- 👁 50-140 No

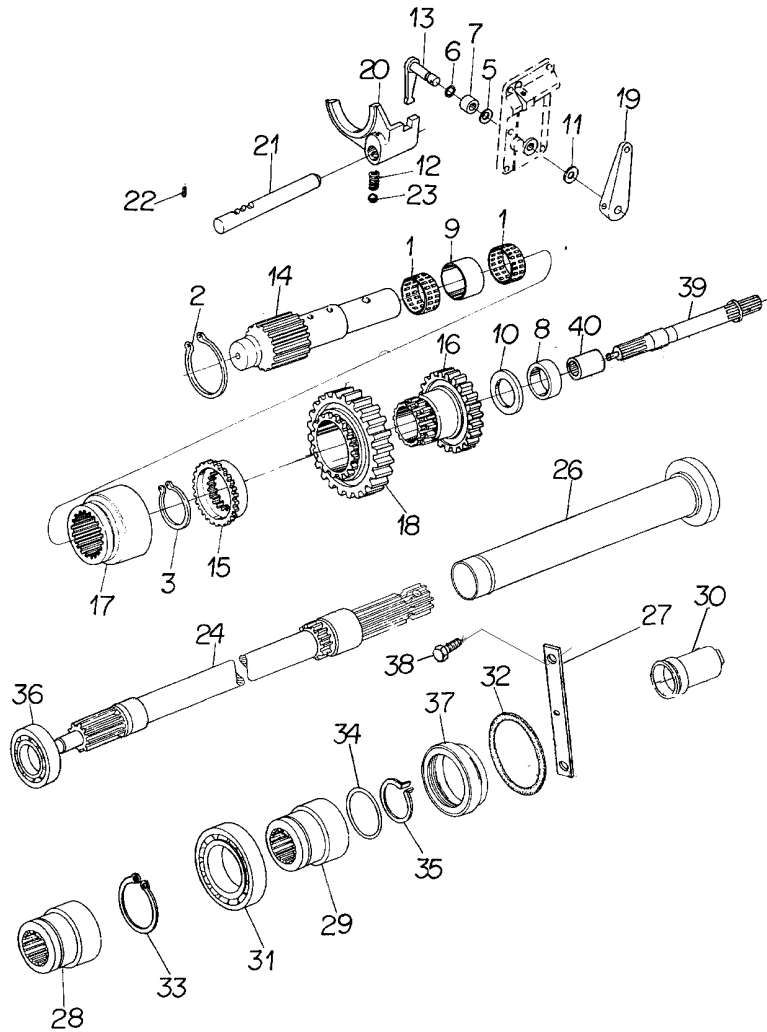
- 1 BOTÃO
- 2 PORCA
- 1 MOLLA
- 1 ACIONADOR
- 1 TIRANTE
- 1 C.J. TUBO
- 1 TUBO
- 1 CONEXÃO "T"
- 1 TUBO
- 1 CONEXÃO
- 1 ANEL "O"
- 1 VÁLVULA
- 1 CONEXÃO
- 1 ANEL "O"
- 1 FLANGE
- 1 CONEXÃO
- 1 C.J. TAMPA
- 1 C.J. TAMPA
- 1 ARRUELA
- 1 C.J. EMBREAGEM
- 1 ARRUELA
- 1 ANEL TRAVA
- 1 BUJÃO
- 1 ARRUELA
- 2 ANEL "O"
- 1 TUBO
- 1 TAMPÃO
- 1 TAMPÃO
- 2 PARAFUSO
- 1 SUPORTE
- 1 ARRUELA
- 1 CUPILHA
- 1 CONTRAPINO
- 1 ARRUELA
- 2 PORCA
- 1 FLANGE
- 1 MANGUEIRA
- 2 BRAÇADEIRA
- 1 FLANGE
- 8 PARAFUSO
- 8 ARRUELA
- 1 BOMBA
- 1 ANEL "O"

- BUTTON
- NUT
- SPRING
- DRIVE
- ROD
- TUBE ASSY
- PIPE
- CONNECTION T
- PIPE
- CONNECTION
- O RING
- VALVE
- CONNECTION
- O RING
- FLANGE
- CONNECTION
- KIT, COVER
- KIT, COVER
- WASHER
- KIT, CLUTCH
- WASHER
- CIRCLIP
- PLUG
- WASHER
- O RING
- PIPE
- PAD
- PAD
- BOLT
- BRACKET
- WASHER
- COTTER PIN
- DOWEL
- WASHER
- NUT
- FLANGE
- HOSE
- CLAMP
- FLANGE
- BOLT
- WASHER
- PUMP
- O RING

- PULSADOR
- TUERCA
- RESORTE
- TRASMISION
- VARILLA
- CONJ.DE TUBO
- CANO
- CONEXION T
- CANO
- CONEXION
- JUNTA TORICA
- VALVULA
- CONEXION
- JUNTA TORICA
- PLETINA
- CONEXION
- JUEGO DE TAPA
- JUEGO DE TAPA
- ARANDELA
- EMBRAGUE JUEGO
- ARANDELA
- CIRCULITO
- TAPON
- ARANDELA
- JUNTA TORICA
- CANO
- ALMOHADILLA
- ALMOHADILLA
- PERNO
- SOPORTE
- ARANDELA
- PASADOR DOUBLE
- CENTRAJE
- ARANDELA
- TUERCA
- PLETINA
- FLEXIBLE
- ABRAZADERA
- PLETINA
- PERNO
- ARANDELA
- BOMBA
- JUNTA TORICA

Kit Tdpi 540/1000 Rpm  
Kit Ipto 540/1000 Rpm  
Kit Ipto 540/1000 Rpm

50-110



- 1 026136R1
- 2 026137R1
- 3 026138R1
- 5 026140R1
- 6 026141R1
- 7 026143R1
- 8 026144R1
- 9 026145R1
- 10 026146R1
- 11 026147R1
- 12 026148R1
- 13 026149R1
- 14 026150R1
- 15 026151R1
- 16 026152R1
- 17 026153R1
- 18 026154R1
- 19 026155R1
- 20 026156R1
- 21 026157R1
- 22 023030R1
- 23 023195P1
- 24 023230N2

- 26 023234S1
- 27 023239P1
- 28 034218N2
- 29 027879P1
- 30 035678T1
- 31 195507M1
- 32 359103X1
- 33 377602X1
- 34 377832X1
- 35 1662726M1
- 36 1692582M1
- 39 038784N1

- 40 1868538M4

[A] INTERMEDIÁRIO  
INTERMEDIARY  
INTERMEDIARIO

[B] 540RPM  
540RPM  
540RPM

[A]

[B]

50-145 No

50-40 No

[A]

50-30 No

- 2 ROLAMENTO
- 1 ANEL
- 1 ANEL
- 3 MOLA
- 1 ANEL "O"
- 1 TUBO
- 1 BUCHA
- 1 BUCHA
- 1 ARRUELA
- 1 ARRUELA
- 1 MOLA
- 1 ALAVANCA
- 1 EIXO
- 1 LUVA
- 1 ENGRENAGEM
- 1 LUVA
- 1 ENGRENAGEM
- 1 ALAVANCA
- 1 GARFO
- 1 EIXO
- 2 PINO
- 7 ESFERA
- 1 EIXO

- 1 TUBO
- 2 CHAPA
- 1 LUVA
- 1 LUVA
- 1 TAMPA
- 1 ROLAMENTO
- 1 ANEL "O"
- 1 ANEL TRAVA
- 1 ANEL "O"
- 1 ANEL TRAVA
- 1 ROLAMENTO
- 1 EIXO

- 1 LUVA

- BEARING
- RING
- RING
- SPRING
- O RING
- PIPE
- BUSH
- BUSH
- WASHER
- WASHER
- SPRING
- LEVER
- SHAFT
- SLEEVE
- GEAR
- SLEEVE
- GEAR
- LEVER
- FORK
- SHAFT
- PIN
- BALL
- SHAFT

- PIPE
- PLATE
- SLEEVE
- SLEEVE
- COVER
- BEARING
- O RING
- CIRCLIP
- O RING
- CIRCLIP
- BEARING
- SHAFT

- SLEEVE

- COJINETE
- ARO
- ARO
- RESORTE
- JUNTA TORICA
- CANO
- CASQUILLO
- CASQUILLO
- ARANDELA
- ARANDELA
- RESORTE
- PALANCA
- ARBOL
- MANCHA
- ENGRANAJE
- MANCHA
- ENGRANAJE
- PALANCA
- HORQUILLA
- ARBOL
- PASADOR
- BOLA
- ARBOL

- CANO
- CHAPA
- MANCHA
- MANCHA
- CUBIERTA
- COJINETE
- JUNTA TORICA
- CIRCULITO
- JUNTA TORICA
- CIRCULITO
- COJINETE
- ARBOL

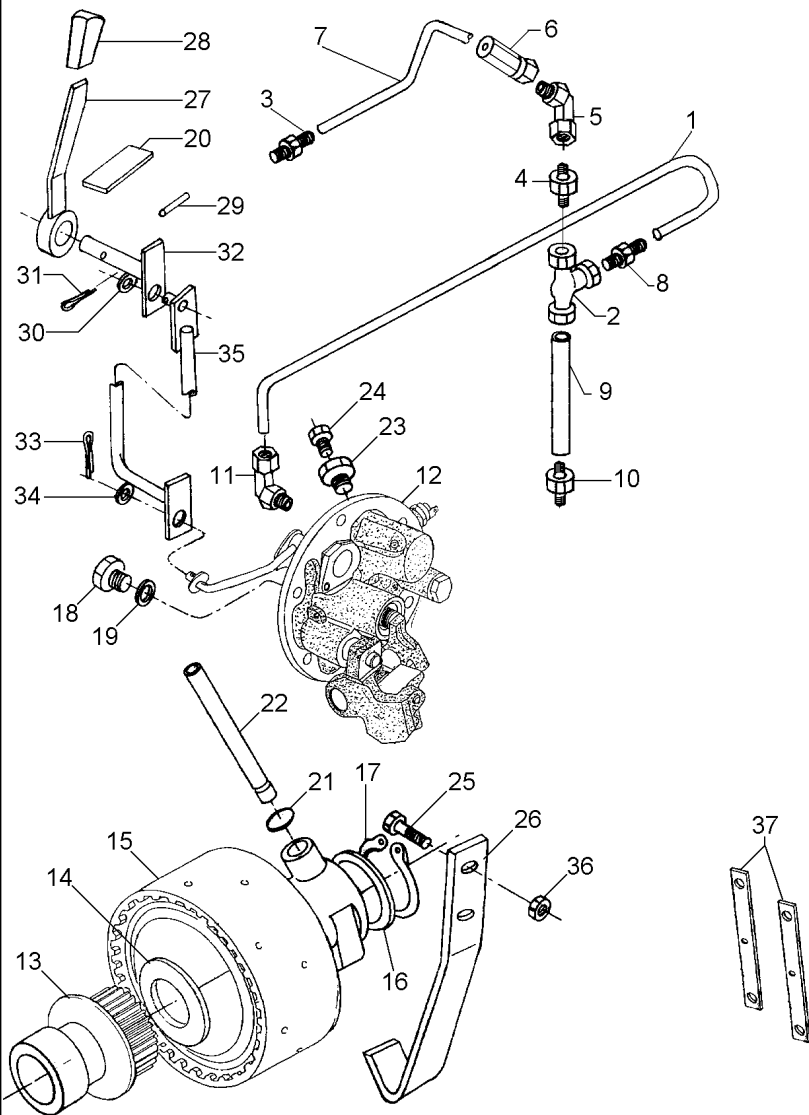
- MANCHA



Tdpi  
Ipto  
Tdft

50-115

Com Fluxo Combinado - Sem Cabine  
With Combined Flow - Without Cab  
Con Combined Flow - Sin Cabina



- 1 6204794M91
- 2 6204793M1
- 3 6204799M1
- 4 358743X91
- 5 3148679M91
- 6 3401801M91
- 7 020151T1
- 8 6204799M1
- 9 6204800M91
- 10 358743X91
- 11 045823T1
- 12 3611290M94
- 13 039720N2
- 14 3613267M1
- 15 4200050M91
- 16 037656P1
- 17 352699X1
- 18 3409712M1
- 19 1440702X1
- 20 049100P1
- 21 195561M1
- 22 3610929M1
- 23 3697609M91
- 24 358720X91
- 25 038686P1
- 26 038430P1
- 27 036618S1
- 28 035972P1
- 29 391290X1
- 30 339024X1
- 31 354048X1
- 32 039780S1
- 33 354059X1
- 34 353756X1
- 35 039781S1
- 36 355645X1
- 37 023239P1

50-130 No

50-135 No

50-140 No

- 1 TUBO
- 1 CONEXÃO "T"
- 1 CONEXÃO
- 1 CONEXÃO
- 1 CONEXÃO
- 1 VÁLVULA
- 1 MANGUEIRA
- 1 CONEXÃO
- 1 TUBO
- 1 CONEXÃO
- 1 CONEXÃO
- 1 CJ. TAMPA
- 1 CJ. TAMPA
- 1 ARRUELA
- 1 CJ. EMBREAGEM
- 1 ARRUELA
- 1 ANEL TRAVA
- 1 BUJÃO
- 1 ARRUELA
- 1 DECAL
- 2 ANEL "O"
- 1 TUBO
- 1 TAMPÃO
- 1 TAMPÃO
- 2 PARAFUSO
- 1 SUPORTE
- 1 ALAVANCA
- 1 MANÍPULO
- 1 PINO
- 1 ARRUELA
- 1 CUPILHA
- 1 ALAVANCA
- 1 CONTRAPINO
- 1 ARRUELA
- 1 TIRANTE
- 2 PORCA
- 2 CHAPA

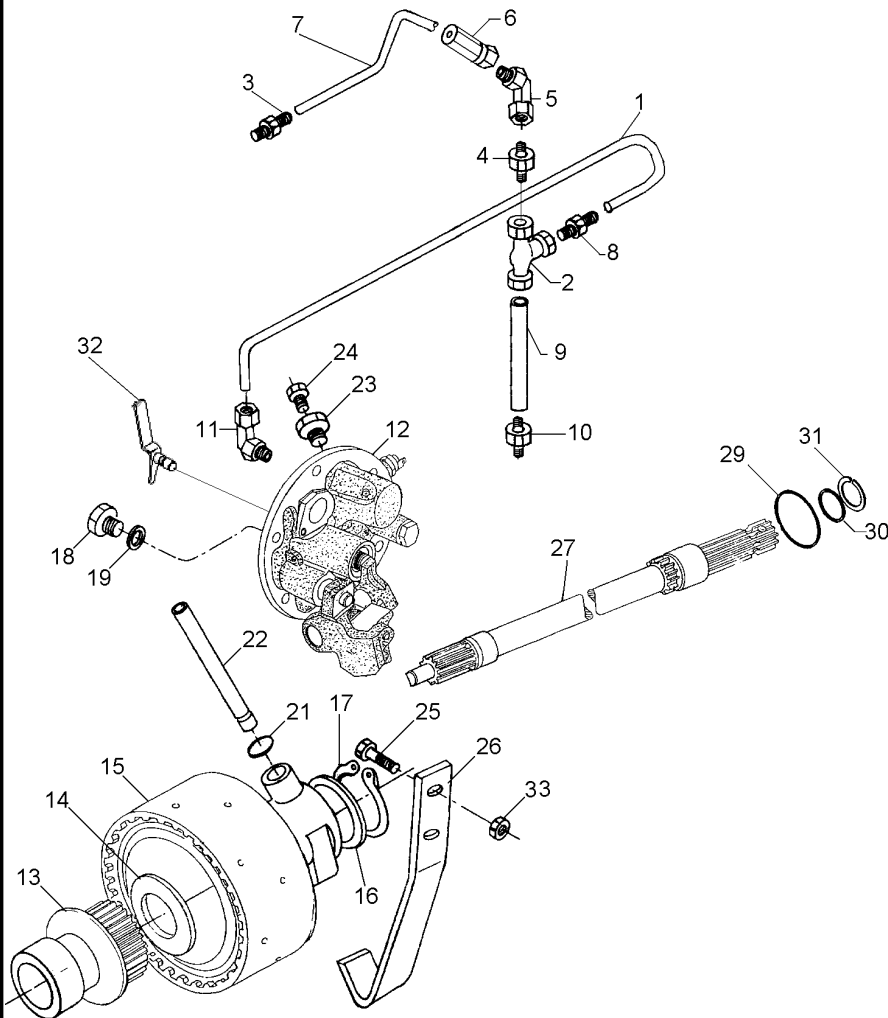
- PIPE
- CONNECTION T
- CONNECTION
- CONNECTION
- CONNECTION
- VALVE
- HOSE
- CONNECTION
- PIPE
- CONNECTION
- CONNECTION
- KIT, COVER
- KIT, COVER
- WASHER
- KIT, CLUTCH
- WASHER
- CIRCLIP
- PLUG
- WASHER
- DECAL
- O RING
- PIPE
- PAD
- PAD
- BOLT
- BRACKET
- LEVER
- KNOB
- PIN
- WASHER
- COTTER PIN
- LEVER
- DOWEL
- WASHER
- ROD
- NUT
- PLATE

- CANO
- CONEXION T
- CONEXION
- CONEXION
- CONEXION
- VALVULA
- FLEXIBLE
- CONEXION
- CANO
- CONEXION
- CONEXION
- JUEGO DE TAPA
- JUEGO DE TAPA
- ARANDELA
- EMBRAGUE JUEGO
- ARANDELA
- CIRCULITO
- TAPON
- ARANDELA
- CALCOMANIA
- JUNTA TORICA
- CANO
- ALMOHADILLA
- ALMOHADILLA
- PERNO
- SOPORTE
- PALANCA
- POMO
- PASADOR
- ARANDELA
- PASADOR DOUBLE
- PALANCA
- CENTRAJE
- ARANDELA
- VARILLA
- TUERCA
- CHAPA

Tdpi  
Ipto  
Tdfi

50-120

Com Fluxo Combinado - Com Cabine  
With Combined Flow - With Cab  
Con Combined Flow - Con Cabina



- 1 6204794M91
- 2 6204793M1
- 3 6204799M1
- 4 358743X91
- 5 3148679M91
- 6 3401801M91
- 7 020151T1
- 8 6204799M1
- 9 6204800M91
- 10 358743X91
- 11 045823T1
- 12 3611290M94
- 13 039720N2
- 14 3613267M1
- 15 4200050M91
- 16 037656P1
- 17 352699X1
- 18 3019643X91
- 19 1440702X1
- 21 195561M1
- 22 3610929M1
- 23 072296N1
- 24 358720X91
- 25 038686P1
- 26 038430P1
- 27 023230N2
- 29 359103X1
- 30 377832X1
- 31 1662726M1
- 32 3801302M92
- 33 355645X1

50-130 No

50-135 No

50-140 No

50-145 No

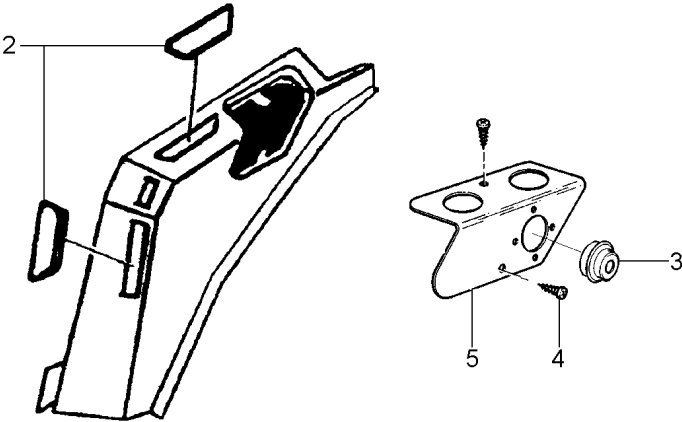
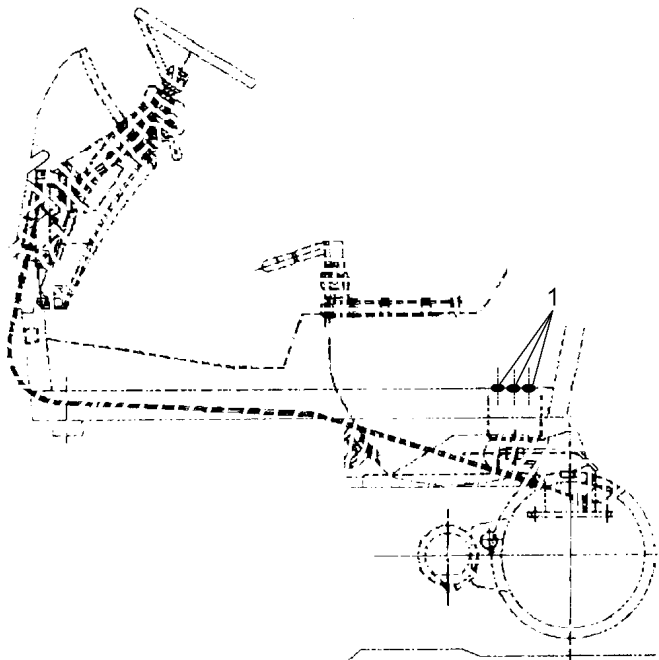
- 1 TUBO
- 1 CONEXÃO "T"
- 1 CONEXÃO
- 1 CONEXÃO
- 1 CONEXÃO
- 1 VÁLVULA
- 1 MANGUEIRA
- 1 CONEXÃO
- 1 TUBO
- 1 CONEXÃO
- 1 CONEXÃO
- 1 C.J. TAMPA
- 1 C.J. TAMPA
- 1 ARRUELA
- 1 C.J. EMBREAGEM
- 1 ARRUELA
- 1 ANEL TRAVA
- 1 TAMPÃO
- 1 ARRUELA
- 2 ANEL "O"
- 1 TUBO
- 1 TAMPÃO
- 1 TAMPÃO
- 2 PARAFUSO
- 1 SUPORTE
- 1 EIXO
- 1 ANEL "O"
- 1 ANEL "O"
- 1 ANEL TRAVA
- 1 ALAVANCA
- 1 PORCA

- PIPE
- CONNECTION T
- CONNECTION
- CONNECTION
- CONNECTION
- VALVE
- HOSE
- CONNECTION
- PIPE
- CONNECTION
- CONNECTION
- KIT, COVER
- KIT, COVER
- WASHER
- KIT, CLUTCH
- WASHER
- CIRCLIP
- PAD
- WASHER
- O RING
- PIPE
- PAD
- PAD
- BOLT
- BRACKET
- SHAFT
- O RING
- O RING
- CIRCLIP
- LEVER
- NUT

- CANO
- CONEXION T
- CONEXION
- CONEXION
- CONEXION
- VALVULA
- FLEXIBLE
- CONEXION
- CANO
- CONEXION
- CONEXION
- JUEGO DE TAPA
- JUEGO DE TAPA
- ARANDELA
- EMBRAGUE JUEGO
- ARANDELA
- CIRCULITO
- ALMOHADILLA
- ARANDELA
- JUNTA TORICA
- CANO
- ALMOHADILLA
- ALMOHADILLA
- PERNO
- SOPORTE
- ARBOL
- JUNTA TORICA
- JUNTA TORICA
- CIRCULITO
- PALANCA
- TUERCA

Kit Da Tdp  
Tdp Kit  
Tdp Kit

50-125



- 1 3713587M1 [A]  
2 3712984M1 [A]  
3 3380422M1 [B]  
3 3380422M1 [C]  
4 3010506X1 [D]  
5 3713357M1 [D]

[A] FECHAMENTO S/ COMANDO TRASEIRO  
STOPPING WITHOUT REAR DRIVE  
CERRAMIENTO SIN MANDO TRACERO

[B] SEM REDUTOR  
WITHOUT REDUCTOR  
SIN REDUCTOR

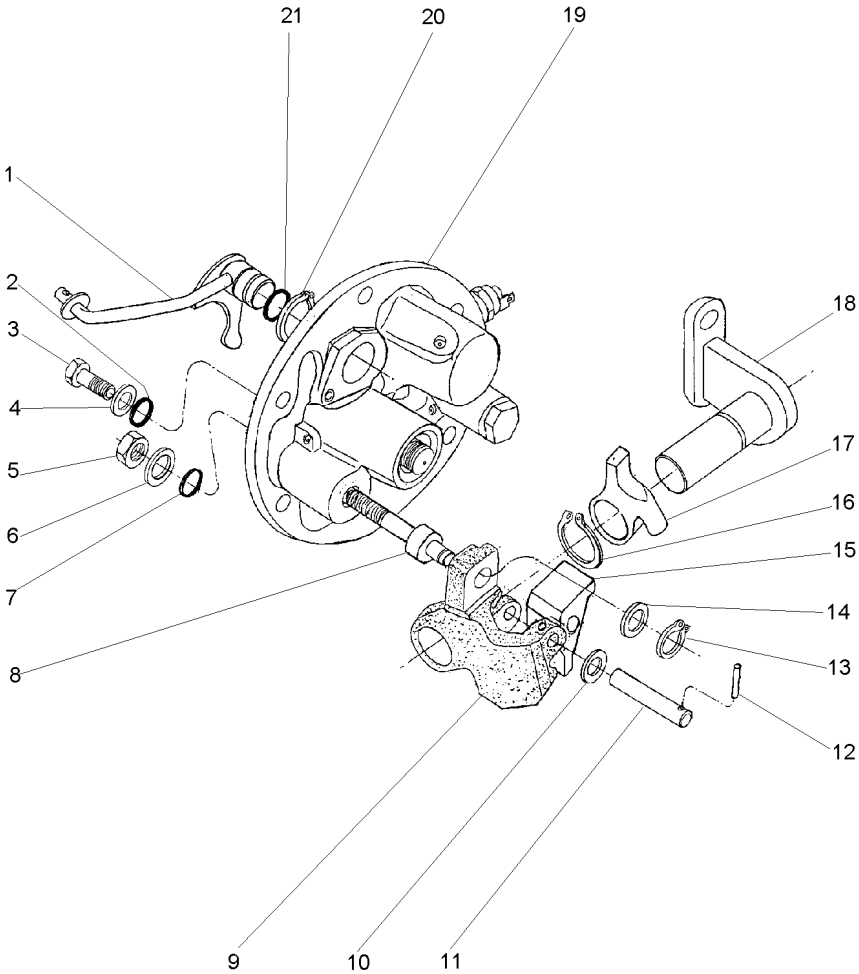
[C] SEM TDP DIANTEIRO  
WITHOUT FRONT PTO  
SIN TDF DELANTERO

[D] SEM TOMADA ELÉTRICA  
WITHOUT ELECTRIC PLUG  
SIN TOMA ELECTRICA

- |            |         |          |
|------------|---------|----------|
| 3 BUJÃO    | PLUG    | TAPON    |
| 3 TAMPA    | COVER   | CUBIERTA |
| 2 BUJÃO    | PLUG    | TAPON    |
| 1 BUJÃO    | PLUG    | TAPON    |
| 2 PARAFUSO | BOLT    | PERNO    |
| 1 SUPORTE  | BRACKET | SOPORTE  |

Tampa E Controles  
Cover And Controls  
Tapa Y Mandos

50-130



- 1 3760390M91
- 2 3009740X1
- 3 3610961M1
- 4 390972X1
- 5 339402X1
- 6 390734X1
- 7 195562M1
- 8 3697950M2
- 9 3614292M1
- 10 3697982M1
- 11 3614294M1
- 12 3009322X1
- 13 339710X1
- 14 3699552M1
- 15 3614290M1
- 16 1440523X1
- 17 3614289M1
- 18 3697956M91
- 19 3760527M93
- 20 1440475X1
- 21 851258M1

50-150 No

- |              |         |              |
|--------------|---------|--------------|
| 1 ALAVANCA   | LEVER   | PALANCA      |
| 2 ANEL "O"   | O RING  | JUNTA TORICA |
| 2 PARAFUSO   | BOLT    | PERNO        |
| 2 ARRUELA    | WASHER  | ARANDELA     |
| 1 PORCA      | NUT     | TUERCA       |
| 1 ARRUELA    | WASHER  | ARANDELA     |
| 1 ANEL "O"   | O RING  | JUNTA TORICA |
| 1 EIXO       | SHAFT   | ARBOL        |
| 1 PIVÔ       | PIVOT   | PIVOTE       |
| 1 ARRUELA    | WASHER  | ARANDELA     |
| 1 PINO       | PIN     | PASADOR      |
| 1 PINO       | PIN     | PASADOR      |
| 1 ANEL       | RING    | ARO          |
| 1 ARRUELA    | WASHER  | ARANDELA     |
| 1 ALAVANCA   | LEVER   | PALANCA      |
| 1 ANEL TRAVA | CIRCLIP | CIRCULITO    |
| 1 ALAVANCA   | LEVER   | PALANCA      |
| 1 SUPORTE    | BRACKET | SOPORTE      |
| 1 TAMPA      | COVER   | CUBIERTA     |
| 2 ANEL TRAVA | CIRCLIP | CIRCULITO    |
| 1 ANEL "O"   | O RING  | JUNTA TORICA |

Tampa Freio Do Tdpi  
Ipto Brake Cover  
Tapa Freno Do Tdpf

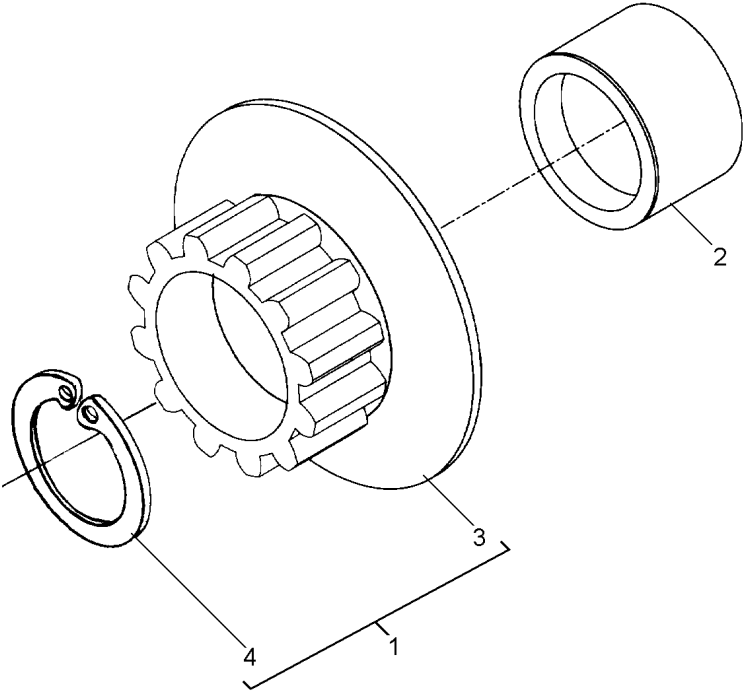
50-135

- 1 042256N1
- 2 039718P2
- 3 3614923M91
- 4 391076X1

- 1 CJ. CUBO
- 1 LUVA
- 1 TAMPA
- 1 ANEL

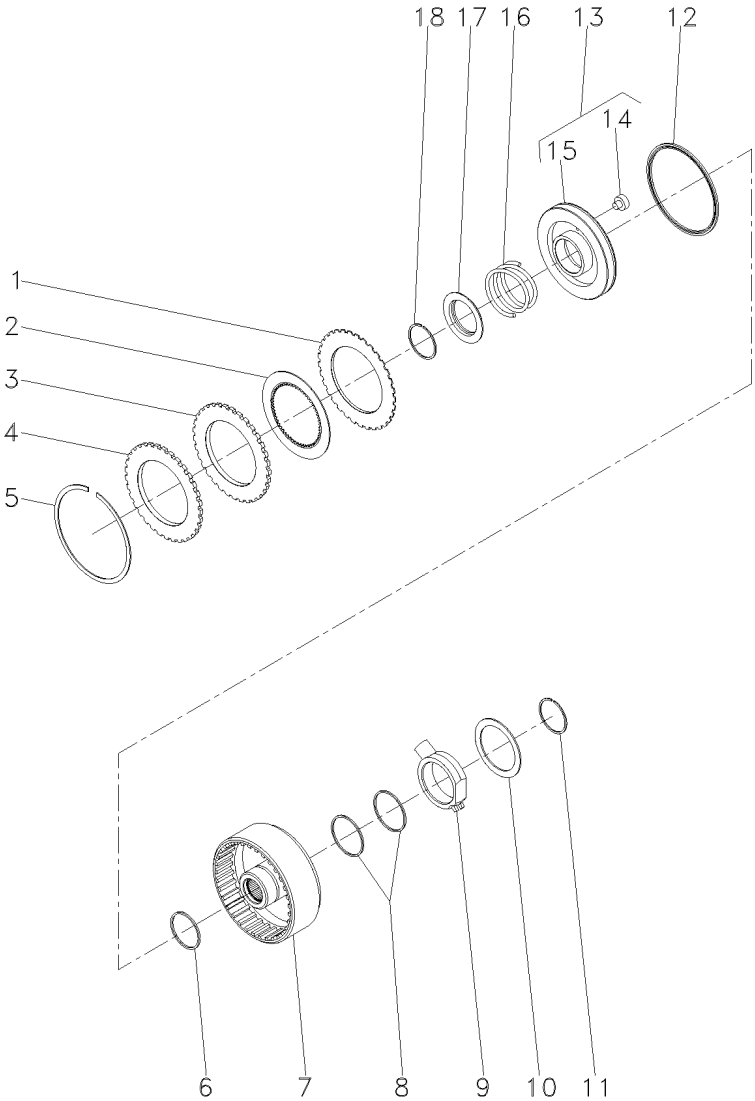
- KIT, HUB
- SLEEVE
- COVER
- RING

- JUEGO DE CUBO
- MANCHA
- CUBIERTA
- ARO



Embreagem Da Tomada De Força Independente  
Independent Power Take-Off Clutch  
Embrague De La Toma De Fuerza Independente

50-140



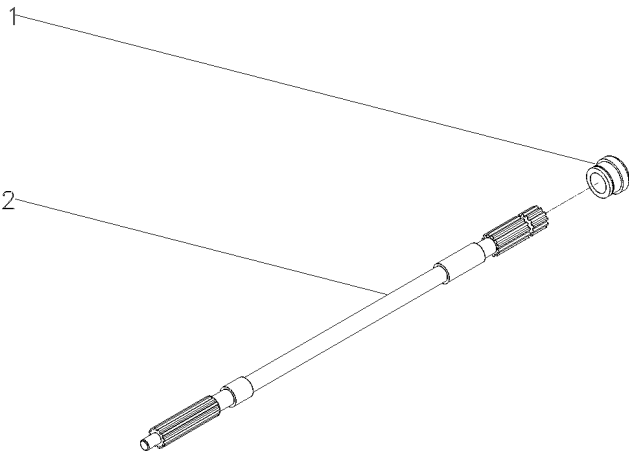
- 1 1870860M1
- 2 1688532M1
- 3 1870011M1
- 4 3699355M1
- 5 364689X1
- 6 186198M1
- 7 3701442M1
- 8 3612141M1
- 9 3610279M2
- 10 3699433M1
- 11 391129X1
- 12 1870859M1
- 13 3599601M93
- 14 3699353M1
- 15 3699313M1
- 16 3599507M2
- 17 1691307M2
- 18 1442512X1

3699909M1

13  
13

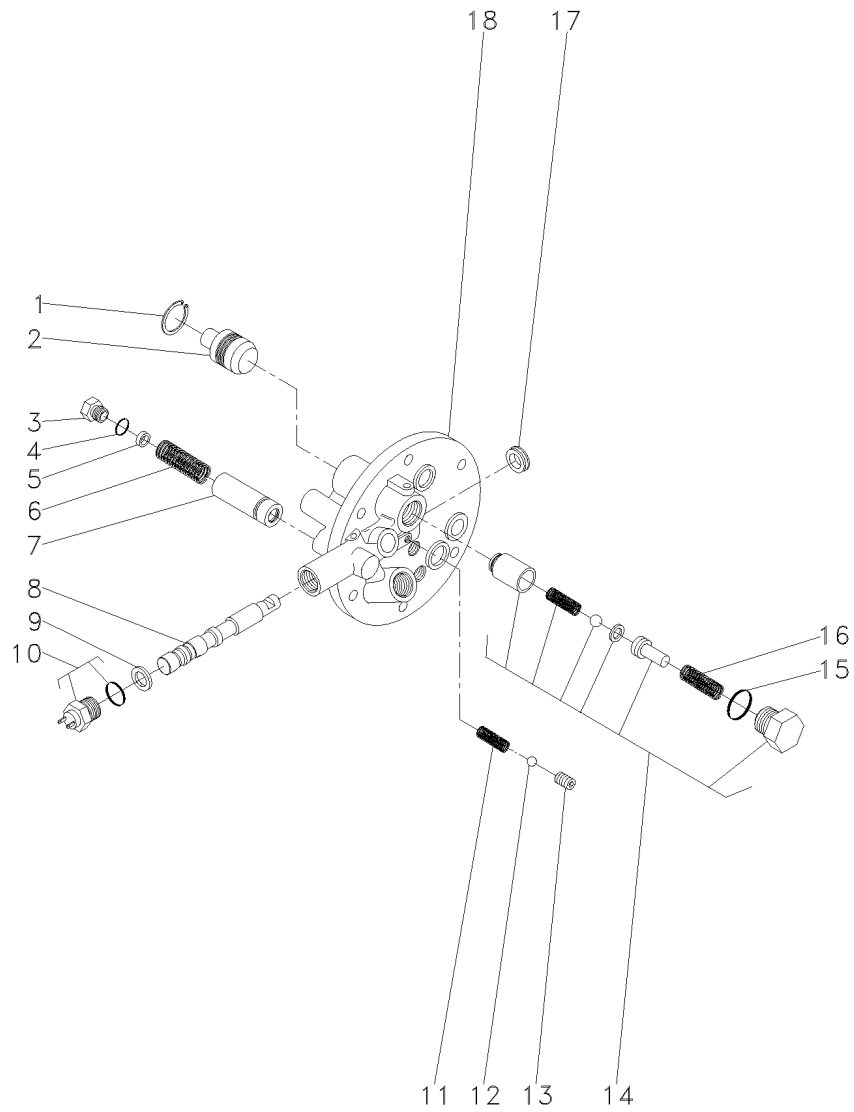
- |              |             |                 |
|--------------|-------------|-----------------|
| 7 DISCO      | DISC        | DISCO           |
| 7 DISCO      | DISC        | DISCO           |
| 1 CALÇO      | SHIM        | CALCE           |
| 1 PLACA      | PLATE       | PLATO           |
| 1 ANEL       | RING        | ARO             |
| 1 ANEL       | RING        | ARO             |
| 1 CARÇAÇA    | HOUSING     | ALOJAMIENTO     |
| 2 ANEL       | RING        | ARO             |
| 1 FLANGE     | FLANGE      | PLETINA         |
| 1 ARRUELA    | WASHER      | ARANDELA        |
| 1 ANEL TRAVA | CIRCLIP     | CIRCULITO       |
| 1 RETENTOR   | SEAL        | RETEN           |
| 1 CJ. PISTÃO | KIT, PISTON | JUEGO DE PISTON |
| 1 BUJÃO      | PLUG        | TAPON           |
| 1 PISTÃO     | PISTON      | PISTON          |
| 1 MOLA       | SPRING      | RESORTE         |
| 1 ANEL       | RING        | ARO             |
| 1 ANEL       | RING        | ARO             |

- |            |         |       |           |
|------------|---------|-------|-----------|
| 1 023231P1 | 1 BUCHA | BUSH  | CASQUILLO |
| 2 023233P2 | 1 EIXO  | SHAFT | ARBOL     |



Tampa Lateral  
Cover  
Tapa

50-150



- 1 339361X1
- 2 3697275M1
- 3 3610598M1
- 4 3019394X1
- 5 3610926M1
- 6 3610555M1
- 7 3610600M91
- 8
- 9 3019839X1
- 10 3761983M91
- 11 3610554M1
- 12 3003593X1
- 13 3760739M1
- 14 3762311M92
- 15 3019398X1
- 16 3610923M1
- 17 3760738M1
- 18

3760527M93

14  
14

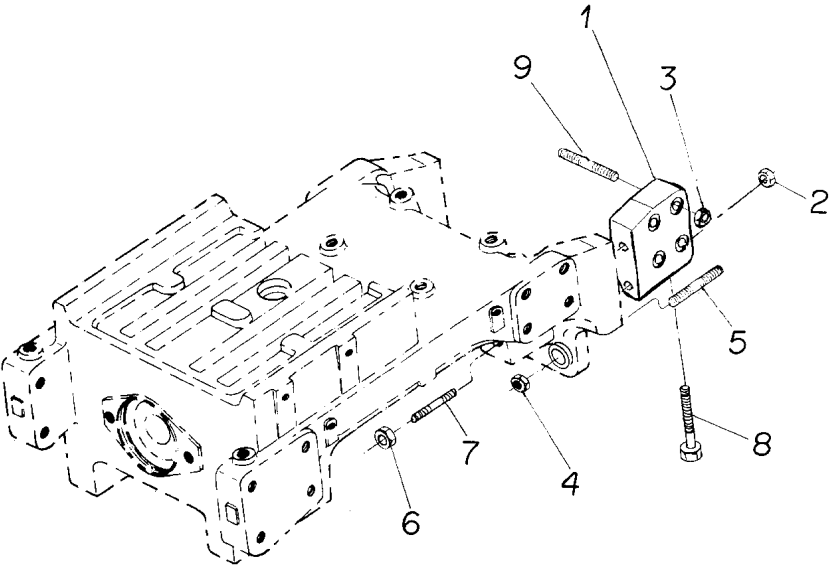
3760527M93

- 1 ANEL
- 1 PISTÃO
- 1 TAMPÃO
- 1 ANEL "O"
- X CALÇO
- 1 MOLA
- 1 TUBO
- 1 EIXO
- 1 ANEL
- 1 INTERRUPTOR
- 1 MOLA
- 1 ESFERA
- 1 PRISIONEIRO
- 1 JG. REPARO
- 1 ANEL "O"
- 1 MOLA
- 1 RETENTOR
- 1 TAMPA

- RING
- PISTON
- PAD
- O RING
- SHIM
- SPRING
- PIPE
- SHAFT
- RING
- SWITCH
- SPRING
- BALL
- STUD
- KIT, REPAIR
- O RING
- SPRING
- SEAL
- COVER

- ARO
- PISTON
- ALMOHADILLA
- JUNTA TORICA
- CALCE
- RESORTE
- CANO
- ARBOL
- ARO
- INTERRUPTOR
- RESORTE
- BOLA
- ESPARRAGO
- JUEGO REPARACION
- JUNTA TORICA
- RESORTE
- RETEN
- CUBIERTA





- 1 036161P1
- 1 036162P1
- 2 368748X1
- 3 368748X1
- 4 021083P1
- 5 036658P1
- 6 3146574M1
- 7 036659P1
- 8 369363X1
- 9 036660P1

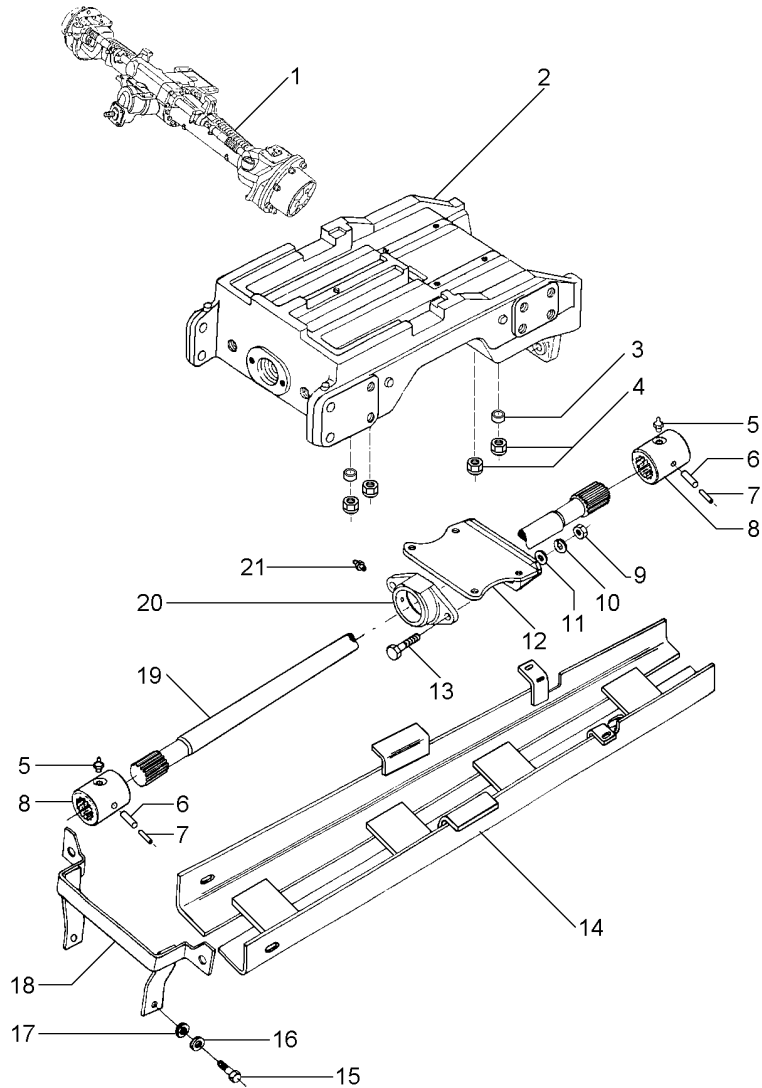


- |               |         |           |
|---------------|---------|-----------|
| 1 SUPORTE     | BRACKET | SOPORTE   |
| 1 SUPORTE     | BRACKET | SOPORTE   |
| 4 PORCA       | NUT     | TUERCA    |
| 8 PORCA       | NUT     | TUERCA    |
| 2 PORCA       | NUT     | TUERCA    |
| 2 PRISIONEIRO | STUD    | ESPARRAGO |
| 2 PORCA       | NUT     | TUERCA    |
| 2 PRISIONEIRO | STUD    | ESPARRAGO |
| 2 PARAFUSO    | BOLT    | PERNO     |
| 8 PRISIONEIRO | STUD    | ESPARRAGO |

Eixo Dianteiro  
Front Axle  
Eje Delantero

Com Caixa De Subida - Z=28x24  
With Up Box - Z=28x24  
Con Caja De Subida - Z=28x24

60-15



- 1 036232N1
- 1 048947T1
- 2 020329N2
- 3 020472P1
- 4 1440867X1
- 5 13811X
- 6 339194X1
- 8 020458P1
- 9 353426X1
- 10 353432X1
- 11 353757X1
- 12 036296S1
- 13 353565X1
- 14 036291S2
- 15 354277X1
- 16 353439X1
- 17 353758X1
- 18 020494S1
- 19 036295P1
- 20 036306N1
- 21 3587544M1

ZF  
ZF  
60-105 No

1/4"  
8X60

1/8"

- 1 CJ. EIXO
- 1 EIXO
- 1 SUPORTE
- 4 BUCHA
- 8 PORCA
- 2 GRAXEIRA
- 2 PINO
- 2 LUVA
- 2 PORCA
- 2 ARRUELA
- 2 ARRUELA
- 1 SUPORTE
- 2 PARAFUSO
- 1 PROTEÇÃO
- 2 PARAFUSO
- 2 ARRUELA
- 2 ARRUELA
- 1 SUPORTE
- 1 EIXO
- 1 MANCAL
- 1 GRAXEIRA

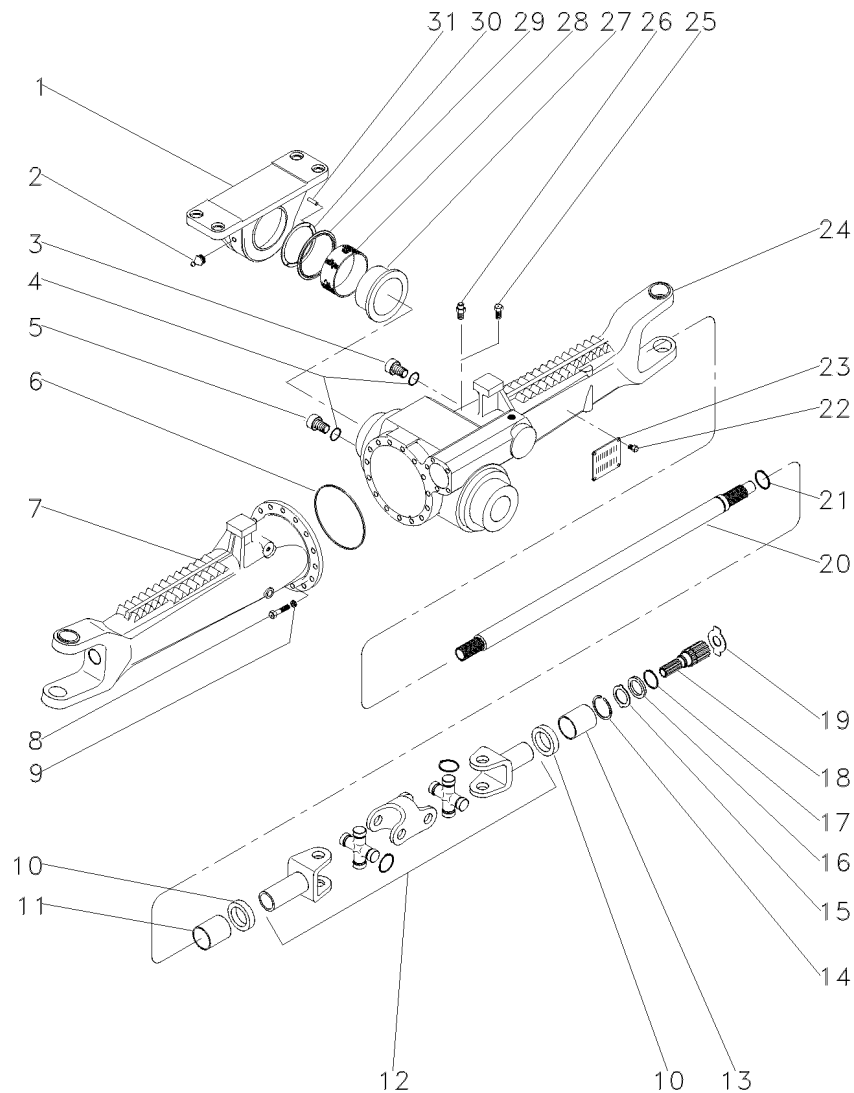
KIT, AXLE  
SHAFT  
BRACKET  
BUSH  
NUT  
GREASER  
PIN  
SLEEVE  
NUT  
WASHER  
WASHER  
BRACKET  
BOLT  
GUARD  
BOLT  
WASHER  
WASHER  
BRACKET  
SHAFT  
BEARING  
GREASER

JUEGO DE EJE  
ARBOL  
SOPORTE  
CASQUILLO  
TUERCA  
ENGRASADOR  
PASADOR  
MANCHA  
TUERCA  
ARANDELA  
ARANDELA  
SOPORTE  
PERNO  
DEFENSA  
PERNO  
ARANDELA  
ARANDELA  
SOPORTE  
ARBOL  
COJINETE  
ENGRASADOR

Eixo Dianteiro  
Front Axle  
Eje Delantero

Zf - Apl356 - Tração Central  
Zf - Apl356 - Middle Drive  
Zf - Apl356 - Tracción Central

60-20



- 1 036367R1
- 2 020611R1
- 3 056599R1
- 4 033556R1
- 5 036389R1
- 6 036385R1
- 7 036392R1
- 8 036386R1
- 9 036387R1
- 10 036390R1
- 11 020786R1
- 12 036411R1
- 13 020786R1
- 14 020753R1
- 15 036416R1
- 16 036417R1
- 17 036418R1
- 18 036415R1
- 19 020839R1
- 19 020840R1
- 19 020841R1
- 19 020842R1
- 19 020843R1
- 19 020844R1
- 19 033618R1
- 20 036393R1
- 21 020753R1
- 22 3588126M1
- 23 020747R1
- 24 036391R1
- 25 1440560X1
- 26 020771R1
- 27 036375R1
- 28 036374R1
- 29 036368R1
- 30 036369R1
- 30 036370R1
- 30 036371R1
- 30 036372R1
- 30 036373R1
- 31 020616R1

60-110 No



- 1,5 MM
- 2,0 MM
- 2,5 MM
- 3,0 MM
- 1,7 MM
- 2,2 MM
- 2,2 MM

- 3,25 MM
- 3,45 MM
- 3,65 MM
- 3,85 MM
- 4,05 MM

- 1 MANCAL
- 1 GRAXEIRA
- 1 BUJÃO
- 2 ANEL "O"
- 1 BUJÃO
- 1 ANEL "O"
- 1 CARCAÇA
- 16 PARAFUSO
- 16 ARRUELA
- 4 RETENTOR
- 2 BUCHA
- 2 ARTICULAÇÃO
- 2 BUCHA
- 2 ANEL
- 2 ARRUELA
- 2 ARRUELA
- 2 ANEL
- 2 EIXO
- X ARRUELA
- X ARRUELA
- X ARRUELA
- X CALÇO
- X CALÇO
- X ARRUELA
- X ARRUELA
- 2 EIXO
- 2 ANEL
- 4 REBITE
- 1 PLACA
- 1 CARCAÇA
- 1 BUJÃO
- 1 VÁLVULA
- 1 BUCHA
- 1 ANEL
- 1 ANEL
- X ARRUELA
- X ARRUELA
- X ARRUELA
- X ARRUELA
- X ARRUELA
- 2 PINO

- BEARING
- GREASER
- PLUG
- O RING
- PLUG
- O RING
- HOUSING
- BOLT
- WASHER
- OIL SEAL
- BUSH
- KNUCKLE
- BUSH
- RING
- WASHER
- WASHER
- RING
- SHAFT
- WASHER
- WASHER
- WASHER
- SHIM
- SHIM
- WASHER
- WASHER
- SHAFT
- RING
- RIVET
- PLATE
- HOUSING
- PLUG
- VALVE
- BUSH
- RING
- RING
- WASHER
- WASHER
- WASHER
- WASHER
- WASHER
- PIN

- COJINETE
- ENGRASADOR
- TAPON
- JUNTA TORICA
- TAPON
- JUNTA TORICA
- ALOJAMIENTO
- PERNO
- ARANDELA
- BUJE RETENACEITE
- CASQUILLO
- CHARNELA
- CASQUILLO
- ARO
- ARANDELA
- ARANDELA
- ARO
- ARBOL
- ARANDELA
- ARANDELA
- ARANDELA
- CALCE
- CALCE
- ARANDELA
- ARANDELA
- ARBOL
- ARO
- REMACHE
- PLATO
- ALOJAMIENTO
- TAPON
- VALVULA
- CASQUILLO
- ARO
- ARO
- ARANDELA
- ARANDELA
- ARANDELA
- ARANDELA
- ARANDELA
- PASADOR

1 3603212M1  
2 020595R1  
3 020618R1  
4 020616R1  
5 036366R1  
6 020608R1  
7 020592R1  
8 020609R1  
9 036364R1  
10 036365R1  
11 020598R1  
12 020667R1  
12 020678R1  
12 020679R1  
13 1440478X1  
14 020604R1  
15 020601R1  
16 020603R1  
17 020622R1  
18 020621R1  
19 036363R1  
20 020593R1

24

2,80 MM  
2,60 MM  
2,25 MM

28

1 ANEL  
1 ANEL  
1 BUCHA  
2 PINO  
1 BUJÃO  
1 ANEL "O"  
1 CARÇAÇA  
1 ROLAMENTO  
1 ÁRVORE  
1 ANEL  
1 ROLAMENTO  
1 ARRUELA  
1 ARRUELA  
1 ARRUELA  
1 ARRUELA  
1 ANEL TRAVA  
1 RETENTOR  
1 TAMPA  
4 PARAFUSO  
1 PORCA  
1 ARRUELA  
1 ENGRENAGEM  
1 ARRUELA

RING  
RING  
BUSH  
PIN  
PLUG  
O RING  
HOUSING  
BEARING  
AXLE  
RING  
BEARING  
WASHER  
WASHER  
WASHER  
CIRCLIP  
SEAL  
COVER  
BOLT  
NUT  
WASHER  
GEAR  
WASHER

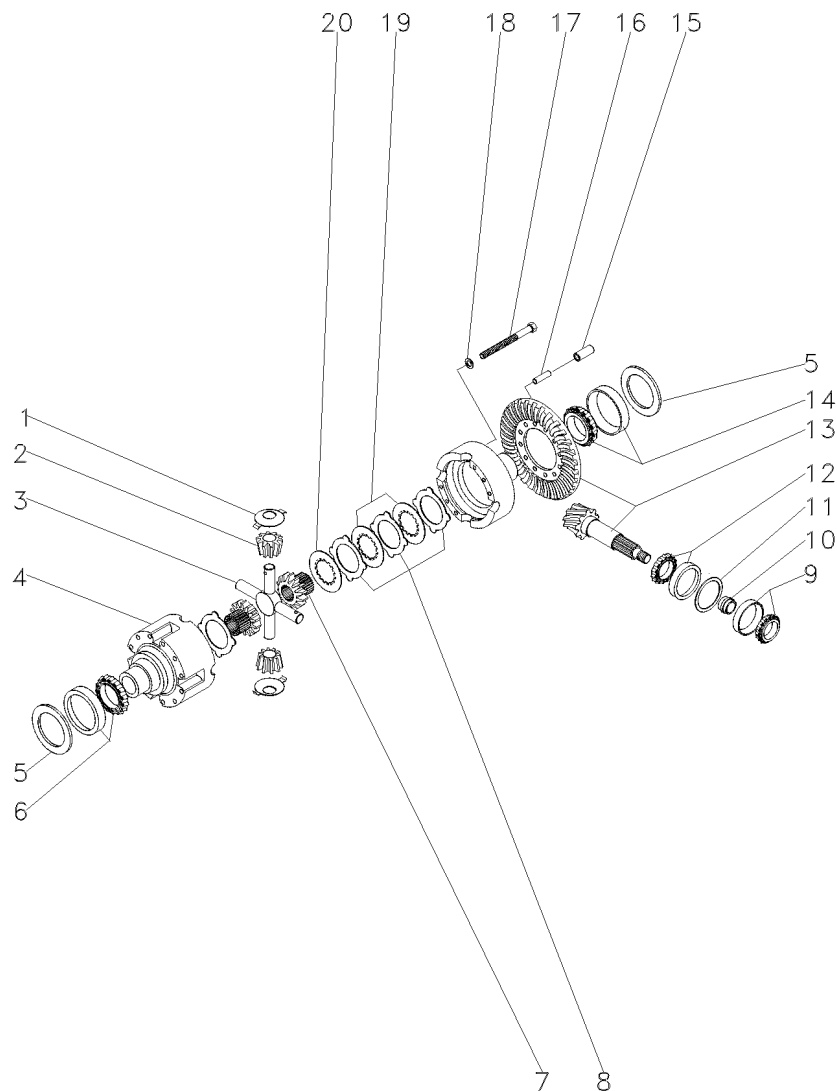
ARO  
ARO  
CASQUILLO  
PASADOR  
TAPON  
JUNTA TORICA  
ALOJAMIENTO  
COJINETE  
EJE  
ARO  
COJINETE  
ARANDELA  
ARANDELA  
ARANDELA  
CIRCULITO  
RETEN  
CUBIERTA  
PERNO  
TUERCA  
ARANDELA  
ENGRANAJE  
ARANDELA

036232N1B  
EF25Z007  
C068002 E02 (1)  
10/04  
60-25

Eixo Dianteiro  
Front Axle  
Eje Delantero

Zf - Apl356 - Tração Central  
Zf - Apl356 - Middle Drive  
Zf - Apl356 - Tracción Central

60-30



1	036380R1		4	ARRUELA	WASHER	ARANDELA
2	036379R1		4	ENGRENAGEM	GEAR	ENGRANAJE
3	067054R1		2	EIXO	SHAFT	ARBOL
4	036376R1		1	CARCAÇA	HOUSING	ALOJAMIENTO
5	3176223M1	▲ 2,00 MM	X	CALÇO	SHIM	CALCE
5	3176225M1	▲ 1,95 MM	X	CALÇO	SHIM	CALCE
5	3176226M1	▲ 1,20 MM	X	CALÇO	SHIM	CALCE
5	3176227M1	▲ 1,90 MM	X	CALÇO	SHIM	CALCE
5	3176228M1	▲ 1,00 MM	X	CALÇO	SHIM	CALCE
5	3176229M1	▲ 1,85 MM	X	CALÇO	SHIM	CALCE
5	3176230M1	▲ 0,80 MM	X	CALÇO	SHIM	CALCE
5	3176231M1	▲ 1,80 MM	X	CALÇO	SHIM	CALCE
5	3176232M1	▲ 0,60 MM	X	CALÇO	SHIM	CALCE
5	3176233M1	▲ 1,75 MM	X	CALÇO	SHIM	CALCE
5	3176234M1	▲ 0,50 MM	X	CALÇO	SHIM	CALCE
5	3176235M1	▲ 1,70 MM	X	CALÇO	SHIM	CALCE
5	3176236M1	▲ 0,40 MM	X	CALÇO	SHIM	CALCE
5	3176237M1	▲ 1,65 MM	X	CALÇO	SHIM	CALCE
5	3176238M1	▲ 0,30 MM	X	CALÇO	SHIM	CALCE
5	3176239M1	▲ 1,60 MM	X	CALÇO	SHIM	CALCE
5	3176240M1	▲ 0,20 MM	X	CALÇO	SHIM	CALCE
5	3176241M1	▲ 1,55 MM	X	CALÇO	SHIM	CALCE
5	3176242M1	▲ 0,10 MM	X	CALÇO	SHIM	CALCE
5	3176243M1	▲ 1,50 MM	X	CALÇO	SHIM	CALCE
5	3176244M1	▲ 1,45 MM	X	CALÇO	SHIM	CALCE
5	3176245M1	▲ 1,40 MM	X	CALÇO	SHIM	CALCE
5	3176246M1	▲ 0,65 MM	X	CALÇO	SHIM	CALCE
5	3176247M1	▲ 0,70 MM	X	CALÇO	SHIM	CALCE
5	3176248M1	▲ 0,75 MM	X	CALÇO	SHIM	CALCE
5	3176249M1	▲ 0,85 MM	X	CALÇO	SHIM	CALCE
5	3176250M1	▲ 0,90 MM	X	CALÇO	SHIM	CALCE
5	3176251M1	▲ 0,95 MM	X	CALÇO	SHIM	CALCE
5	3176252M1	▲ 1,10 MM	X	CALÇO	SHIM	CALCE
5	3176253M1	▲ 1,15 MM	X	CALÇO	SHIM	CALCE
5	3176254M1	▲ 1,25 MM	X	CALÇO	SHIM	CALCE
5	3176255M1	▲ 1,30 MM	X	CALÇO	SHIM	CALCE
5	3176256M1	▲ 1,35 MM	X	CALÇO	SHIM	CALCE
6	390503X1		1	ROLAMENTO	BEARING	COJINETE
7	036378R1		2	ENGRENAGEM	GEAR	ENGRANAJE
8	3176294M1	▲ 1,20 MM	X	DISCO	DISC	DISCO
8	3588033M1	▲ 1,20 MM	X	DISCO	DISC	DISCO
8	3588035M1	▲ 1,40 MM	X	DISCO	DISC	DISCO
9	036361R1		1	ROLAMENTO	BEARING	COJINETE
10	020623R1	▲ 11,30 MM	1	ANEL	RING	ARO
10	020624R1	▲ 11,33 MM	1	ANEL	RING	ARO
10	020625R1	▲ 11,36 MM	1	ANEL	RING	ARO
10	020626R1	▲ 11,39 MM	1	ANEL	RING	ARO
10	020627R1	▲ 11,42 MM	1	ANEL	RING	ARO
10	020628R1	▲ 11,45 MM	1	ANEL	RING	ARO
10	020629R1	▲ 11,48 MM	1	ANEL	RING	ARO

036232N1C

EF25Z008

C068002 E02 (1)

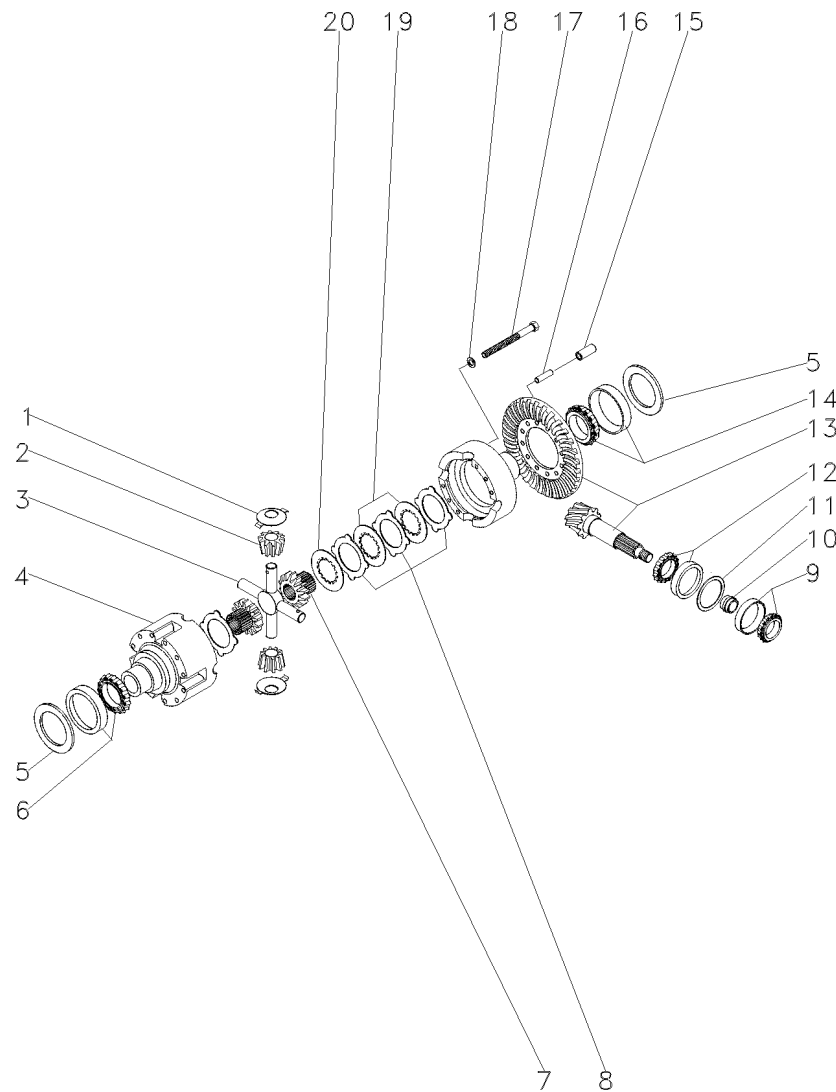
10/04

60-30

Eixo Dianteiro  
Front Axle  
Eje Delantero

Zf - Apl356 - Tração Central  
Zf - Apl356 - Middle Drive  
Zf - Apl356 - Tracción Central

60-30



10	020630R1	11,51 MM	1	ANEL	RING	ARO
10	020631R1	11,54 MM	1	ANEL	RING	ARO
10	020632R1	11,57 MM	1	ANEL	RING	ARO
10	020633R1	11,60 MM	1	ANEL	RING	ARO
10	020634R1	11,63 MM	1	ANEL	RING	ARO
10	020635R1	11,66 MM	1	ANEL	RING	ARO
10	020636R1	11,69 MM	1	ANEL	RING	ARO
10	020637R1	11,72 MM	1	ANEL	RING	ARO
10	020638R1	11,75 MM	1	ANEL	RING	ARO
10	020639R1	11,78 MM	1	ANEL	RING	ARO
10	020640R1	11,81 MM	1	ANEL	RING	ARO
10	020641R1	11,84 MM	1	ANEL	RING	ARO
10	020642R1	11,87 MM	1	ANEL	RING	ARO
10	020643R1	11,90 MM	1	ANEL	RING	ARO
10	020644R1	11,93 MM	1	ANEL	RING	ARO
10	020645R1	11,96 MM	1	ANEL	RING	ARO
10	020646R1	11,99 MM	1	ANEL	RING	ARO
10	020647R1	12,02 MM	1	ANEL	RING	ARO
10	020648R1	12,05 MM	1	ANEL	RING	ARO
10	020649R1	12,08 MM	1	ANEL	RING	ARO
10	020650R1	12,11 MM	1	ANEL	RING	ARO
10	020651R1	12,14 MM	1	ANEL	RING	ARO
10	020652R1	12,17 MM	1	ANEL	RING	ARO
10	020653R1	12,20 MM	1	ANEL	RING	ARO
10	020654R1	12,23 MM	1	ANEL	RING	ARO
10	020655R1	12,26 MM	1	ANEL	RING	ARO
10	020656R1	12,29 MM	1	ANEL	RING	ARO
10	020657R1	12,32 MM	1	ANEL	RING	ARO
10	020658R1	12,35 MM	1	ANEL	RING	ARO
10	020659R1	12,38 MM	1	ANEL	RING	ARO
11	036347R1	0,70 MM	X	ARRUELA	WASHER	ARANDELA
11	036348R1	0,75 MM	X	ARRUELA	WASHER	ARANDELA
11	036349R1	0,80 MM	X	ARRUELA	WASHER	ARANDELA
11	036350R1	0,85 MM	X	ARRUELA	WASHER	ARANDELA
11	036351R1	0,90 MM	X	ARRUELA	WASHER	ARANDELA
11	036352R1	0,95 MM	X	ARRUELA	WASHER	ARANDELA
11	036353R1	1,00 MM	X	ARRUELA	WASHER	ARANDELA
11	036354R1	1,05 MM	X	ARRUELA	WASHER	ARANDELA
11	036355R1	1,10 MM	X	ARRUELA	WASHER	ARANDELA
11	036356R1	1,15 MM	X	ARRUELA	WASHER	ARANDELA
11	036357R1	1,20 MM	X	ARRUELA	WASHER	ARANDELA
11	036358R1	1,25 MM	X	ARRUELA	WASHER	ARANDELA
11	036359R1	1,30 MM	X	ARRUELA	WASHER	ARANDELA
11	036360R1	1,50 MM	X	ARRUELA	WASHER	ARANDELA
12	036362R1		1	ROLAMENTO	BEARING	COJINETE
13	036346R1		1	COROA E PINHÃO	KIT, CROWNWHEEL	JUEGO CORONA
14	036384R1		1	ROLAMENTO	BEARING	COJINETE
15	3176307M1		4	PINO	PIN	PASADOR
16	036383R1		4	PINO	PIN	PASADOR
17	3588032M1		12	PARAFUSO	BOLT	PERNO

036232N1C

EF25Z008

C068002 E02 (1)

10/04

60-30

Exploded view diagram of a front axle assembly. The diagram shows various components including bearings, discs, washers, and bolts, numbered 1 through 20. The components are arranged in a perspective view, showing the internal structure of the axle assembly.

18 036382R1

19 036377R1

20 3588029M1

12 ARRUELA

8 DISCO

2 ARRUELA

WASHER

DISC

WASHER

ARANDELA

DISCO

ARANDELA

036232N1C

EF25Z008

C068002 E02 (1)

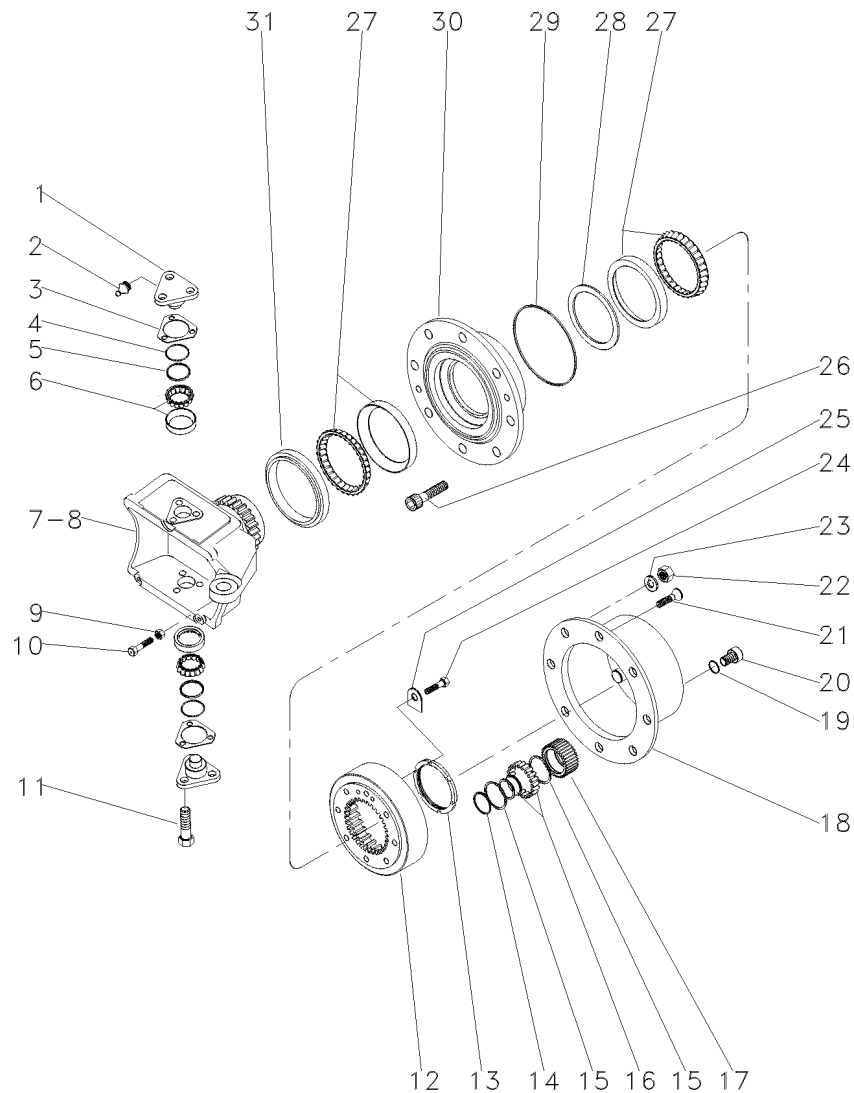
10/04

60-30






Eixo Dianteiro  
Front Axle  
Eje Delantero

Zf - Apl356 - Tração Central  
Zf - Apl356 - Middle Drive  
Zf - Apl356 - Tracción Central

# 60-35



1 036408R1  
2 020784R1  
3 036400R1  
3 036401R1  
3 036402R1  
3 036403R1  
3 036404R1  
3 036405R1  
3 036406R1  
3 036407R1  
4 036399R1  
5 036398R1  
6 036397R1  
7 036395R1  
8 036396R1  
9 033608R1  
10 036413R1  
11 036409R1  
12 036414R1  
13 036412R1  
14 3587936M1  
15 036422R1  
16 036421R1  
17 036420R1  
18 036419R1  
19 020829R1  
20 036432R1  
21 3176347M1  
22 3176351M1  
23 3176350M1  
24 3176333M1  
25 3176332M1  
26 020813R1  
27 3176330M1  
28 033559R1  
28 033560R1  
28 033561R1  
28 033562R1  
28 033563R1  
28 033564R1  
28 033565R1  
28 033566R1  
28 033567R1  
28 033568R1  
28 033569R1  
28 033570R1  
28 033571R1  
28 033572R1  
28 033573R1  
28 033574R1

	0,60 MM
	1,00 MM
	1,40 MM
	1,60 MM
	1,80 MM
	2,00 MM
	0,80 MM
	0,40 MM



14,714 MM
14,689 MM
14,664 MM
14,639 MM
14,614 MM
14,589 MM
14,564 MM
14,539 MM
14,514 MM
14,489 MM
14,464 MM
14,439 MM
14,414 MM
14,389 MM
14,364 MM
14,339 MM

[illegible][illegible][illegible]

036232N1D

**EF25Z009**

**C068002 E02 (1)**

10/04

**60- 35**



28	033575R1	14,314 MM	X ANEL	RING	ARO
28	033576R1	14,289 MM	X ANEL	RING	ARO
28	033577R1	14,264 MM	X ANEL	RING	ARO
28	033578R1	14,239 MM	X ANEL	RING	ARO
28	033579R1	14,214 MM	X ANEL	RING	ARO
28	033580R1	14,189 MM	X ANEL	RING	ARO
28	033581R1	14,164 MM	X ANEL	RING	ARO
28	033582R1	14,139 MM	X ANEL	RING	ARO
28	033583R1	14,114 MM	X ANEL	RING	ARO
28	033584R1	14,089 MM	X ANEL	RING	ARO
29	3176331M1		2 ANEL "O"	O RING	JUNTA TORICA
30	3176326M1		2 CUBO	HUB	CUBO
31	033548R1		2 RETENTOR	SEAL	RETEN

1 036426R1  
2 3588153M1  
3 036424R1  
4 036427R1  
5 036394R1  
6 3176356M1  
7 3176355M1  
8 3588184M1  
9 3176358M1  
10 3176357M1  
11 3176359M1  
12 3176360M1  
13 3588181M1  
14 3588173M1  
15 3176352M1  
16 3176353M1  
17 3588178M1  
18 036425R1  
19 3176361M1  
19 3176362M1  
19 3176363M1  
19 3176364M1  
19 3176365M1  
19 3176366M1  
19 3176367M1  
19 3176368M1  
19 3176369M1  
19 3176370M1  
19 3176371M1  
19 3176372M1  
19 3176373M1  
19 3176374M1  
20 3176378M91  
21 3604188M1  
22 3604189M1

1,0 MM  
1,1 MM  
1,2 MM  
1,3 MM  
1,4 MM  
1,5 MM  
1,6 MM  
1,7 MM  
1,8 MM  
0,5 MM  
0,6 MM  
0,7 MM  
0,8 MM  
0,9 MM

5  
5

1 GUIA  
2 ANEL  
2 COLETOR  
5 PARAFUSO  
2 BARRA  
2 ARRUELA  
1 PISTÃO  
1 ANEL "O"  
2 ANEL  
2 ANEL  
2 ANEL  
2 ANEL  
1 ANEL  
2 ANEL "O"  
1 CILINDRO  
1 GUIA  
1 ANEL "O"  
1 HASTE  
X CALÇO  
X CALÇO  
X CALÇO  
X CALÇO  
X CALÇO  
X CALÇO  
X CALÇO  
X CALÇO  
X CALÇO  
X CALÇO  
X CALÇO  
X CALÇO  
X CALÇO  
X CALÇO  
X CALÇO  
X CALÇO  
X CALÇO  
1 JG. REPARO  
2 COIFA  
2 COIFA

GUIDE  
RING  
COLLECTOR  
BOLT  
BAR  
WASHER  
PISTON  
O RING  
RING  
RING  
RING  
RING  
O RING  
CYLINDER  
THIMBLE  
O RING  
SPINDLE  
SHIM  
SHIM  
SHIM  
SHIM  
SHIM  
SHIM  
SHIM  
SHIM  
SHIM  
SHIM  
SHIM  
SHIM  
SHIM  
SHIM  
SHIM  
SHIM  
KIT, REPAIR  
BELLOWS  
BELLOWS

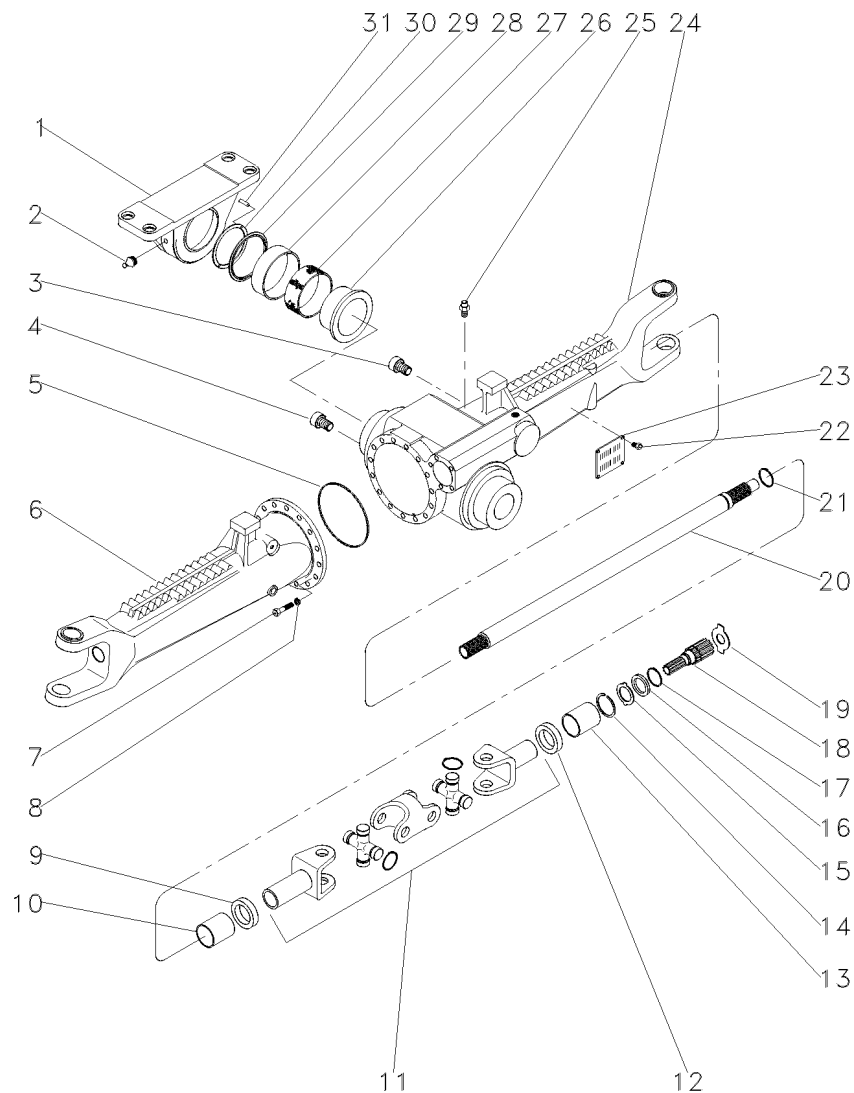
GUIA  
ARO  
COLECTOR  
PERNO  
BARRA  
ARANDELA  
PISTON  
JUNTA TORICA  
ARO  
ARO  
ARO  
ARO  
ARO  
JUNTA TORICA  
CILINDRO  
DEDAL  
JUNTA TORICA  
MANGUETA  
CALCE  
CALCE  
CALCE  
CALCE  
CALCE  
CALCE  
CALCE  
CALCE  
CALCE  
CALCE  
CALCE  
CALCE  
CALCE  
CALCE  
CALCE  
CALCE  
JUEGO REPARACION  
FUELLE  
FUELLE

036232N1E
EF25Z010
C068002 E02 (1)
10/04
60- 40

Eixo Dianteiro  
Front Axle  
Eje Delantero

Zf - Apl359 - Tração Central  
Zf - Apl359 - Middle Drive  
Zf - Apl359 - Tracción Central

60-45



- 1 036459R1
- 2 048291R1
- 3 048285R1
- 4 048286R1
- 5 048280R1
- 6 048298R1
- 7 048281R1
- 8 048282R1
- 9 020755R1
- 10 020786R1
- 11 020788R1
- 12 020755R1
- 13 020786R1
- 14 020753R1
- 15 020819R1
- 16 020820R1
- 17 020821R1
- 18 020818R1
- 19 020839R1
- 19 020840R1
- 19 020841R1
- 19 020842R1
- 19 020843R1
- 19 020844R1
- 19 048350R1
- 20 048287R1
- 21 020753R1
- 22 048284R1
- 23 048283R1
- 24 048297R1
- 25 020771R1
- 26 048294R1
- 27 048295R1
- 28 020681R1
- 29 020612R1
- 30 020683R1
- 30 020684R1
- 30 020685R1
- 30 020686R1
- 30 048292R1
- 30 048293R1
- 31 048296R1

- 1 CAVALETE
- 1 GRAXEIRA
- 1 BUJÃO
- 1 BUJÃO
- 1 ANEL "O"
- 1 CARCAÇA
- 16 PARAFUSO
- 16 ARRUELA
- 2 BATENTE
- 2 BUCHA
- 2 BATENTE
- 2 BUCHA
- 2 ANEL
- 2 ARRUELA
- 2 ARRUELA
- 2 ARRUELA
- 1 ÁRVORE
- 1 ARRUELA
- 1 ARRUELA
- 1 ARRUELA
- 1 CALÇO
- 1 CALÇO
- 1 ARRUELA
- 1 ARRUELA
- 1 ÁRVORE
- 2 ANEL
- 4 REBITE
- 1 PLACA
- 1 CARCAÇA
- 1 VÁLVULA
- 1 ANEL
- 1 BUCHA
- 1 BUCHA
- 1 ANEL
- 1 ARRUELA
- 1 ARRUELA
- 1 ARRUELA
- 1 ARRUELA
- 1 ARRUELA
- 1 ARRUELA
- 1 PINO

- CRADLE
- GREASER
- PLUG
- PLUG
- O RING
- HOUSING
- BOLT
- WASHER
- RETAINER
- BUSH
- LINK
- RETAINER
- BUSH
- RING
- WASHER
- WASHER
- WASHER
- AXLE
- WASHER
- WASHER
- WASHER
- SHIM
- SHIM
- WASHER
- WASHER
- AXLE
- RING
- RIVET
- PLATE
- HOUSING
- VALVE
- RING
- BUSH
- BUSH
- RING
- WASHER
- WASHER
- WASHER
- WASHER
- WASHER
- WASHER
- PIN

- CRIBA
- ENGRASADOR
- TAPON
- TAPON
- JUNTA TORICA
- ALOJAMIENTO
- PERNO
- ARANDELA
- RETENEDOR
- CASQUILLO
- UNION
- RETENEDOR
- CASQUILLO
- ARO
- ARANDELA
- ARANDELA
- ARANDELA
- EJE
- ARANDELA
- ARANDELA
- ARANDELA
- CALCE
- CALCE
- ARANDELA
- ARANDELA
- EJE
- ARO
- REMACHE
- PLATO
- ALOJAMIENTO
- VALVULA
- ARO
- CASQUILLO
- CASQUILLO
- ARO
- ARANDELA
- ARANDELA
- ARANDELA
- ARANDELA
- ARANDELA
- ARANDELA
- PASADOR

Exploded view diagram of a front axle assembly. The diagram shows the following components and their assembly sequence:

- 1: O-ring
- 2: O-ring
- 3: O-ring
- 4: O-ring
- 5: O-ring
- 6: O-ring
- 7: Washer
- 8: Washer
- 9: Washer
- 10: Washer
- 11: Washer
- 12: Washer
- 13: Washer
- 14: Washer
- 15: Washer
- 16: Washer
- 17: Washer
- 18: Washer
- 19: Washer
- 20: Washer
- 21: Washer

1 020595R1	➡ 401440	1 ANEL	RING	ARO
1 6204505M1	➡ 401441	1 ANEL "O"	O RING	JUNTA TORICA
2 020606R1		1 ANEL	RING	ARO
3 020618R1	➡ 401440	1 BUCHA	BUSH	CASQUILLO
3 6204504M1	➡ 401441	1 BUCHA	BUSH	CASQUILLO
4 3588079M1		2 PINO	PIN	PASADOR
5 048254R1		1 BUJÃO	PLUG	TAPON
6 020608R1		1 ANEL "O"	O RING	JUNTA TORICA
7 020677R1		1 ARRUELA	WASHER	ARANDELA
7 020678R1		1 ARRUELA	WASHER	ARANDELA
7 020679R1		1 ARRUELA	WASHER	ARANDELA
8 1440478X1		1 ANEL TRAVA	CIRCLIP	CIRCULITO
9 020604R1		1 RETENTOR	SEAL	RETEN
10 020601R1		1 TAMPA	COVER	CUBIERTA
11 020603R1		4 PARAFUSO	BOLT	PERNO
12 048253R1		1 ROLAMENTO	BEARING	COJINETE
13 390613X1		1 ANEL TRAVA	CIRCLIP	CIRCULITO
14 036364R1	⚙ 24	1 ÁRVORE	AXLE	EJE
15 020609R1		1 ROLAMENTO	BEARING	COJINETE
16 020592R1	➡ 401440	1 CARCAÇA	HOUSING	ALOJAMIENTO
16 6204503M1	➡ 401441	1 CARCAÇA	HOUSING	ALOJAMIENTO
17 020622R1		1 PORCA	NUT	TUERCA
18 020621R1		1 ARRUELA	WASHER	ARANDELA
19 036363R1	⚙ 28	1 ENGRENAGEM	GEAR	ENGRANAJE
20 048250R1		1 BUCHA	BUSH	CASQUILLO
21 020593R1		1 ARRUELA	WASHER	ARANDELA

Diagram illustrating the components of the front axle assembly, numbered 1 through 20.

1	020731R1	4	ARRUELA	WASHER	ARANDELA
2	048256R1	4	ENGRENAGEM	GEAR	ENGRANAJE
3	048251R1	1	CARCAÇA	HOUSING	ALOJAMIENTO
4	048257R1	1	ARRUELA	WASHER	ARANDELA
4	048258R1	1	ARRUELA	WASHER	ARANDELA
4	048259R1	1	ARRUELA	WASHER	ARANDELA
4	048260R1	1	ARRUELA	WASHER	ARANDELA
4	048261R1	1	ARRUELA	WASHER	ARANDELA
4	048262R1	1	ARRUELA	WASHER	ARANDELA
4	048263R1	1	ARRUELA	WASHER	ARANDELA
4	048264R1	1	ARRUELA	WASHER	ARANDELA
4	048266R1	1	ARRUELA	WASHER	ARANDELA
4	048267R1	1	ARRUELA	WASHER	ARANDELA
4	048268R1	1	ARRUELA	WASHER	ARANDELA
4	048269R1	1	ARRUELA	WASHER	ARANDELA
4	048270R1	1	ARRUELA	WASHER	ARANDELA
4	048271R1	1	ARRUELA	WASHER	ARANDELA
4	048272R1	1	ARRUELA	WASHER	ARANDELA
4	048273R1	1	ARRUELA	WASHER	ARANDELA
4	048274R1	1	ARRUELA	WASHER	ARANDELA
4	048275R1	1	ARRUELA	WASHER	ARANDELA
4	048276R1	1	ARRUELA	WASHER	ARANDELA
4	048277R1	1	ARRUELA	WASHER	ARANDELA
4	048278R1	1	ARRUELA	WASHER	ARANDELA
4	048279R1	1	ARRUELA	WASHER	ARANDELA
4	048365R1	1	ARRUELA	WASHER	ARANDELA
5	048299R1	1	ROLAMENTO	BEARING	COJINETE
6	020732R1	2	ÁRVORE	AXLE	EJE
7	048255R1	2	ENGRENAGEM	GEAR	ENGRANAJE
8	048303R1	1	DISCO	DISC	DISCO
9	048304R1	1	DISCO	DISC	DISCO
10	020584R1	1	ROLAMENTO	BEARING	COJINETE
11	020623R1	1	ANEL	RING	ARO
11	048219R1	1	ANEL	RING	ARO
11	048220R1	1	ANEL	RING	ARO
11	048221R1	1	ANEL	RING	ARO
11	048222R1	1	ANEL	RING	ARO
11	048223R1	1	ANEL	RING	ARO
11	048224R1	1	ANEL	RING	ARO
11	048225R1	1	ANEL	RING	ARO
11	048226R1	1	ANEL	RING	ARO
11	048227R1	1	ANEL	RING	ARO
11	048228R1	1	ANEL	RING	ARO
11	048229R1	1	ANEL	RING	ARO
11	048230R1	1	ANEL	RING	ARO
11	048231R1	1	ANEL	RING	ARO
11	048232R1	1	ANEL	RING	ARO
11	048233R1	1	ANEL	RING	ARO
11	048234R1	1	ANEL	RING	ARO
11	048235R1	1	ANEL	RING	ARO

11,3 MM

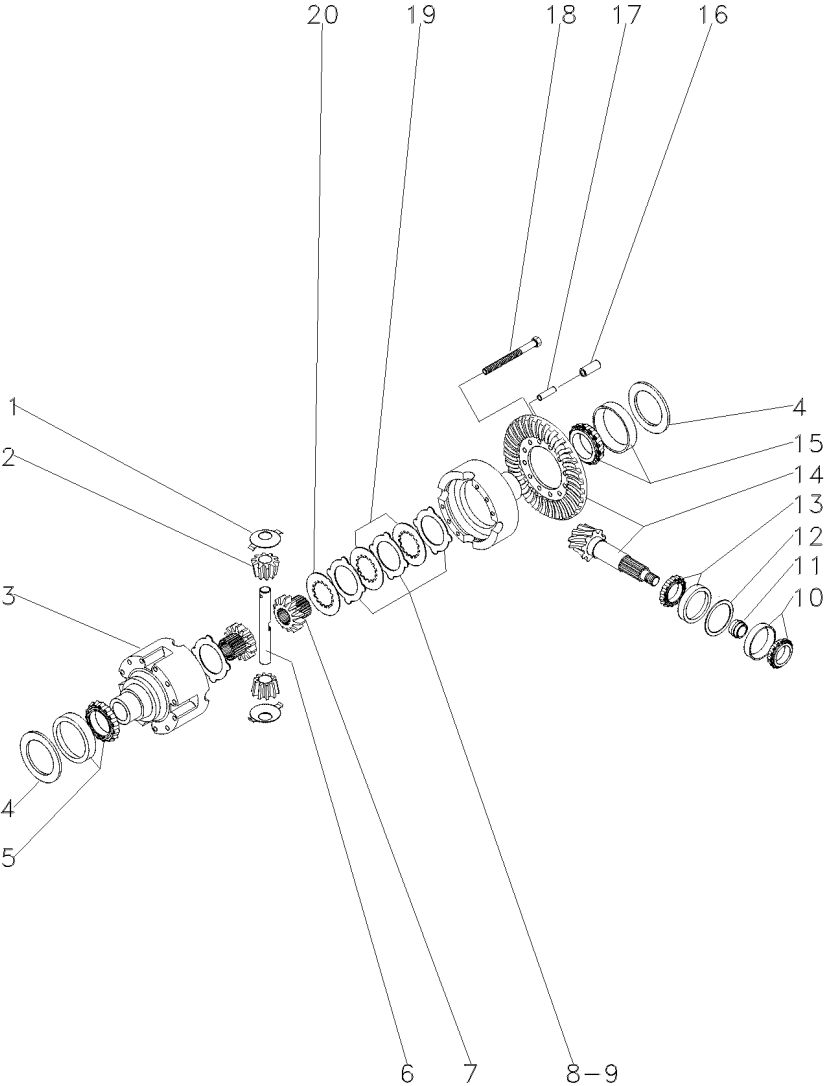
048947T1C

EF24Z008

C068002 E02 (1)

10/04

60-55



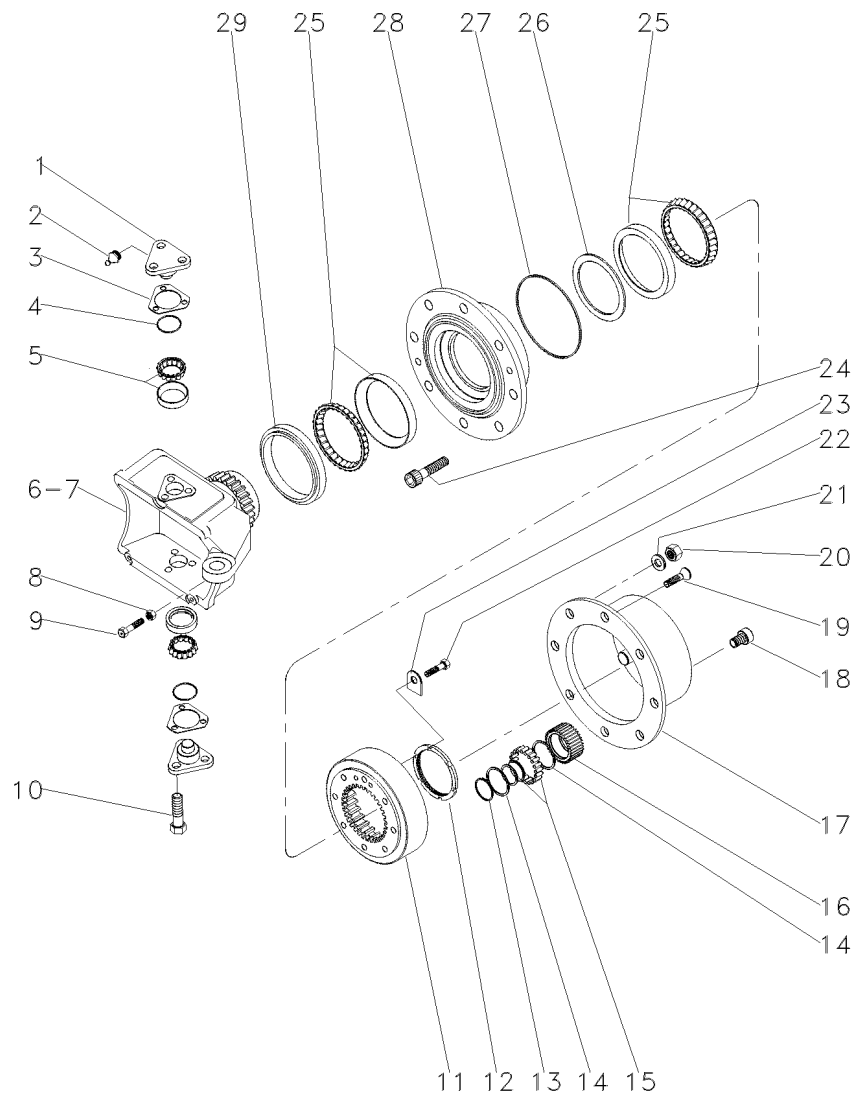
Exploded view diagram of a front axle assembly. The diagram shows various components including bearings, washers, rings, and a crown wheel. Numbered callouts 1 through 20 point to specific parts. The assembly is shown in a perspective view, with components arranged along a central axis.

11	048236R1	1	ANEL	RING	ARO
11	048237R1	1	ANEL	RING	ARO
11	048238R1	1	ANEL	RING	ARO
11	048239R1	1	ANEL	RING	ARO
11	048240R1	1	ANEL	RING	ARO
11	048241R1	1	ANEL	RING	ARO
11	048242R1	1	ANEL	RING	ARO
11	048243R1	1	ANEL	RING	ARO
11	048244R1	1	ANEL	RING	ARO
11	048245R1	1	ANEL	RING	ARO
11	048246R1	1	ANEL	RING	ARO
11	048247R1	1	ANEL	RING	ARO
11	048248R1	1	ANEL	RING	ARO
12	048215R1	1	ARRUELA	WASHER	ARANDELA
12	048216R1	1	ARRUELA	WASHER	ARANDELA
12	048217R1	1	ARRUELA	WASHER	ARANDELA
12	048218R1	1	ARRUELA	WASHER	ARANDELA
13	020586R1	1	ROLAMENTO	BEARING	COJINETE
14	048214R1	1	COROA E PINHÃO	KIT, CROWNWHEEL	JUEGO CORONA
15	048300R1	1	ROLAMENTO	BEARING	COJINETE
16	020736R1	4	PINO	PIN	PASADOR
17	020737R1	4	PINO	PIN	PASADOR
18	020733R1	4	PARAFUSO	BOLT	PERNO
19	020727R1	6	DISCO	DISC	DISCO
20	020728R1	2	ARRUELA	WASHER	ARANDELA






Eixo Dianteiro  
Front Axle  
Eje Delantero

Zf - Apl359 - Tração Central  
Zf - Apl359 - Middle Drive  
Zf - Apl359 - Tracción Central

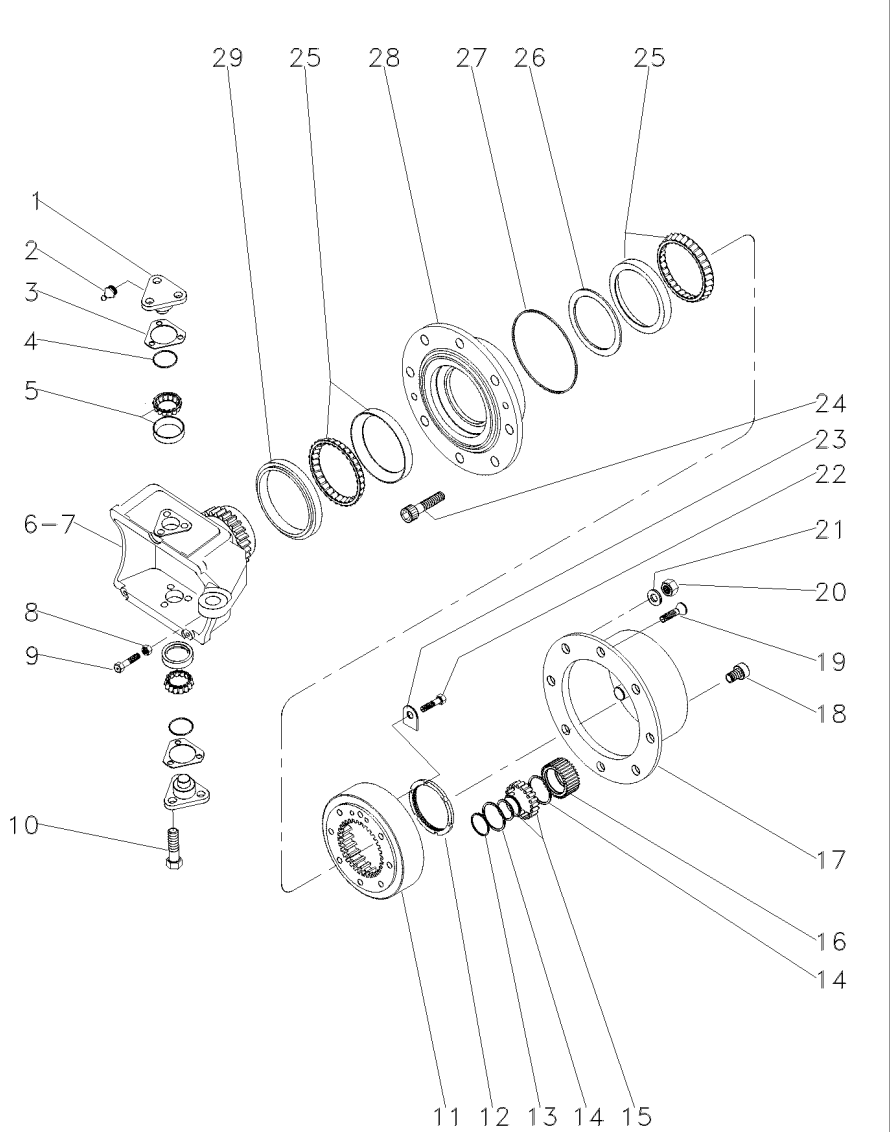
**60-60**



- 1 048307R1  
2 048308R1  
3 020799R1  
3 020800R1  
3 020801R1  
3 020802R1  
3 020803R1  
3 020804R1  
3 048306R1  
4 048305R1  
5 048302R1  
6 048301R1  
7 048360R1  
8 048344R1  
9 048343R1  
10 020785R1  
11 020817R1  
12 020794R1  
13 391129X1  
14 020825R1  
15 048349R1  
16 048348R1  
17 048347R1  
18 048351R1  
19 020830R1  
20 048346R1  
21 048345R1  
22 048342R1  
23 020795R1  
24 020813R1  
25 048310R1  
26 048311R1  
26 048312R1  
26 048313R1  
26 048314R1  
26 048315R1  
26 048316R1  
26 048317R1  
26 048318R1  
26 048319R1  
26 048320R1  
26 048321R1  
26 048322R1  
26 048323R1  
26 048324R1  
26 048325R1  
26 048326R1  
26 048327R1  
26 048328R1  
26 048329R1

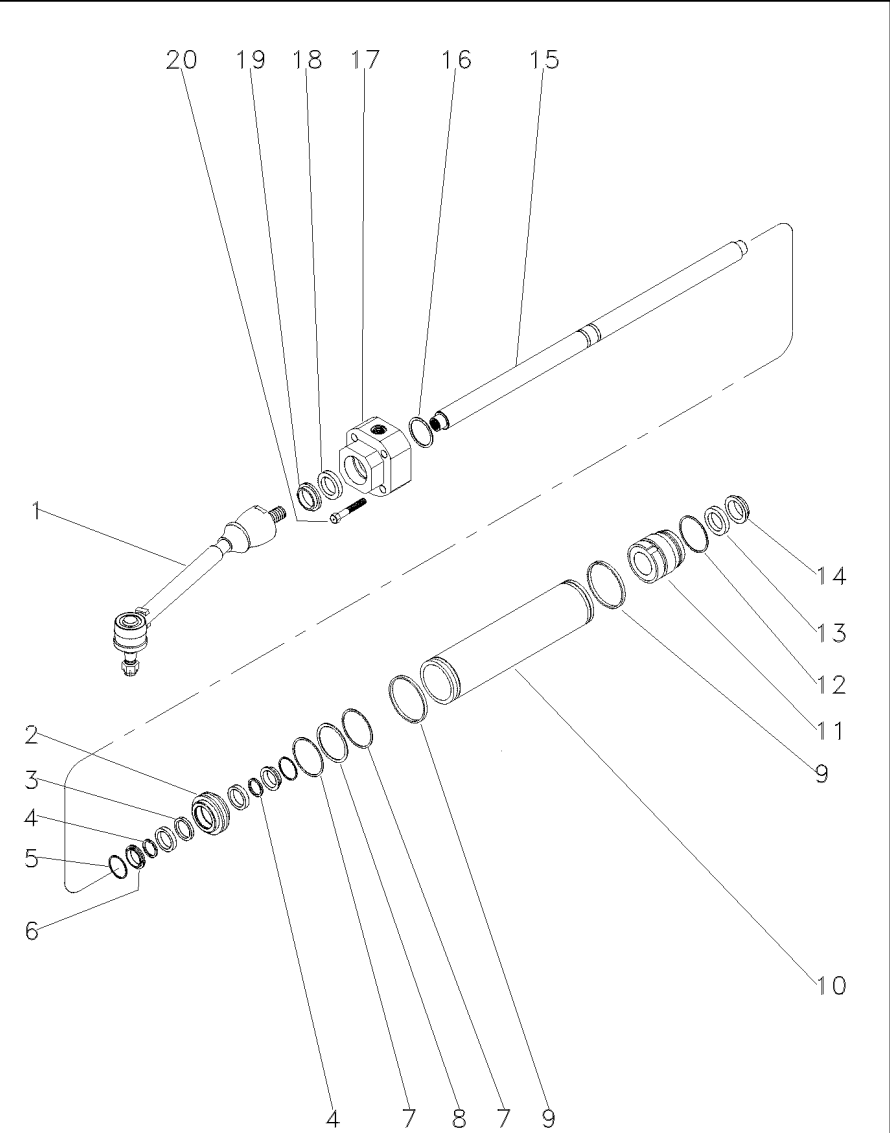
	0,16 MM
	1,00 MM
	1,40 MM
	0,40 MM
	0,80 MM

- [illegible]



26	048330R1	1	ANEL	RING	ARO
26	048331R1	1	ANEL	RING	ARO
26	048332R1	1	ANEL	RING	ARO
26	048333R1	1	ANEL	RING	ARO
26	048334R1	1	ANEL	RING	ARO
26	048335R1	1	ANEL	RING	ARO
26	048336R1	1	ANEL	RING	ARO
26	048337R1	1	ANEL	RING	ARO
26	048338R1	1	ANEL	RING	ARO
26	048339R1	1	ANEL	RING	ARO
26	048340R1	1	ANEL	RING	ARO
26	048341R1	1	ANEL	RING	ARO
27	020812R1	2	ANEL "O"	O RING	JUNTA TORICA
28	020811R1	2	CUBO	HUB	CUBO
29	048309R1	2	BATENTE	RETAINER	RETENEDOR



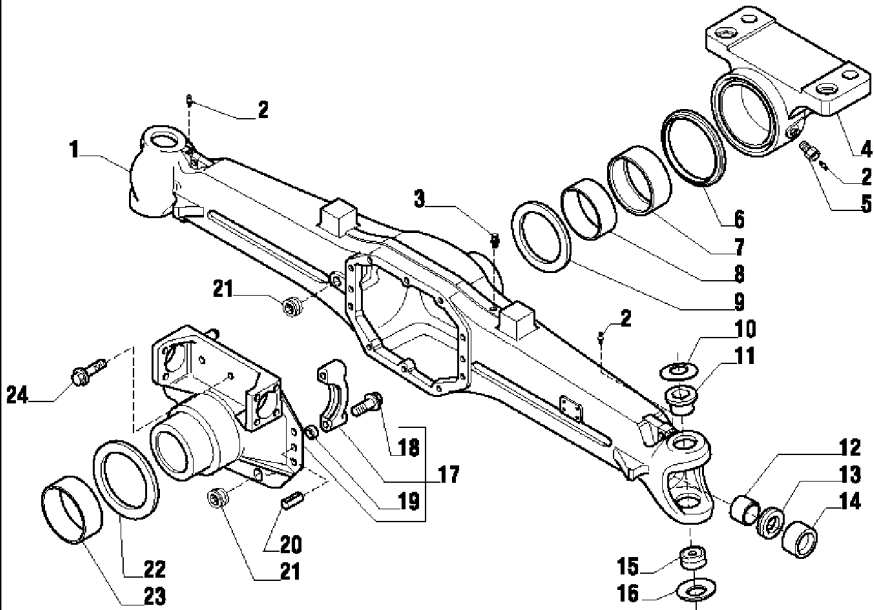


- 1 048290R1
- 2 048356R1
- 3 020854R1
- 4 020857R1
- 5 020858R1
- 6 020856R1
- 7 020860R1
- 8 020859R1
- 9 020847R1
- 10 048352R1
- 11 048353R1
- 12 048354R1
- 13 020851R1
- 14 020850R1
- 15 048355R1
- 16 020838R1
- 16 020871R1
- 16 020872R1
- 16 020873R1
- 16 020874R1
- 16 020875R1
- 16 020876R1
- 16 020880R1
- 16 020881R1
- 16 020882R1
- 16 020883R1
- 16 020888R1
- 16 020889R1
- 17 048357R1
- 18 020851R1
- 19 020850R1
- 20 048358R1

- 0,90 MM
- 1,00 MM
- 1,10 MM
- 1,20 MM
- 1,30 MM
- 1,40 MM
- 1,50 MM
- 1,05 MM
- 1,15 MM
- 1,25 MM
- 1,35 MM
- 0,70 MM
- 0,80 MM

- |            |          |              |
|------------|----------|--------------|
| 2 BARRA    | BAR      | BARRA        |
| 1 PISTÃO   | PISTON   | PISTON       |
| 1 ANEL "O" | O RING   | JUNTA TORICA |
| 2 ANEL     | RING     | ARO          |
| 1 ANEL     | RING     | ARO          |
| 1 ANEL     | RING     | ARO          |
| 2 ANEL     | RING     | ARO          |
| 1 ANEL     | RING     | ARO          |
| 2 ANEL "O" | O RING   | JUNTA TORICA |
| 1 CILINDRO | CYLINDER | CILINDRO     |
| 1 GUIA     | GUIDE    | GUIA         |
| 1 ANEL "O" | O RING   | JUNTA TORICA |
| 2 BATENTE  | RETAINER | RETENEDOR    |
| 2 BATENTE  | RETAINER | RETENEDOR    |
| 1 HASTE    | SPINDLE  | MANGUETA     |
| 1 ARRUELA  | WASHER   | ARANDELA     |
| 1 ARRUELA  | WASHER   | ARANDELA     |
| 1 ARRUELA  | WASHER   | ARANDELA     |
| 1 ARRUELA  | WASHER   | ARANDELA     |
| 1 ARRUELA  | WASHER   | ARANDELA     |
| 1 ARRUELA  | WASHER   | ARANDELA     |
| 1 ARRUELA  | WASHER   | ARANDELA     |
| 1 ARRUELA  | WASHER   | ARANDELA     |
| 1 ARRUELA  | WASHER   | ARANDELA     |
| 1 ARRUELA  | WASHER   | ARANDELA     |
| 1 ARRUELA  | WASHER   | ARANDELA     |
| 1 ARRUELA  | WASHER   | ARANDELA     |
| 1 ARRUELA  | WASHER   | ARANDELA     |
| 1 ARRUELA  | WASHER   | ARANDELA     |
| 1 ARRUELA  | WASHER   | ARANDELA     |
| 1 GUIA     | GUIDE    | GUIA         |
| 2 BATENTE  | RETAINER | RETENEDOR    |
| 2 BATENTE  | RETAINER | RETENEDOR    |
| 3 PARAFUSO | BOLT     | PERNO        |

Eixo Dianteiro Front Axle Eje Delantero	4 Rodas Motriz 4 Wheel Drive 4 Ruedas Motrices	60-70	Carraro Carraro Carraro
---	--	-------	-------------------------------

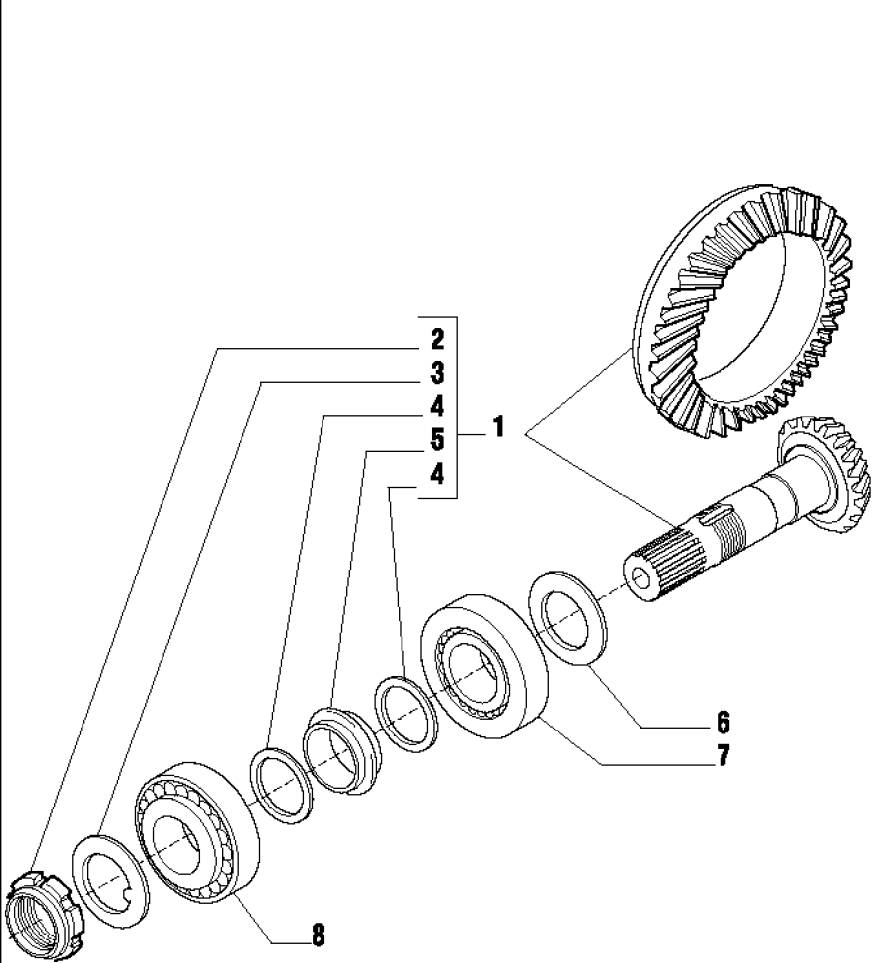


1 064482R1  
2 040944R1  
3 3475328M1  
4 064483R1  
5 064532R1  
6 040965R1  
7 040968R1  
8 040953R1  
9 040966R1  
10 040947R1  
11 053951R1  
12 062338R1  
13 040948R1  
14 053952R1  
15 040949R1  
16 041052R1  
17 062322R1  
18 040962R1  
19 3475335M1  
20 3475341M1  
21 053949R1  
22 040967R1  
23 040954R1  
24 040961R1

1 CARCAÇA DO EIXO  
3 GRAXEIRA  
1 VÁLVULA  
1 SUPORTE  
1 PARAFUSO  
1 RETENTOR  
1 BUCHA  
1 BUCHA  
1 ARRUELA  
2 MOLA PRATO  
2 BUCHA  
2 RETENTOR  
4 RETENTOR  
2 BUCHA  
2 ROLAMENTO  
2 MOLA  
1 CJ. SUPORTE  
4 PARAFUSO  
4 BUCHA  
2 PINO  
2 TAMPÃO  
1 ARRUELA  
1 BUCHA  
10 PARAFUSO

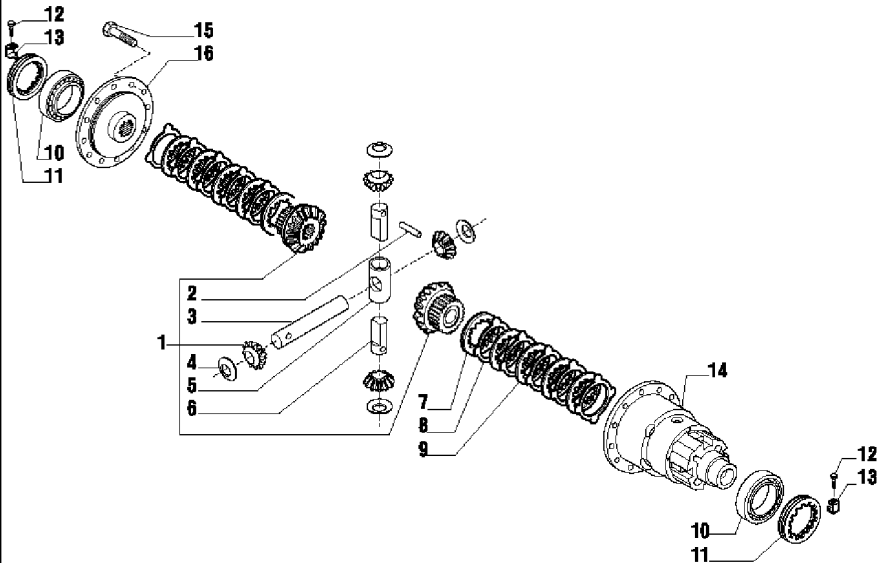
AXLE HOUSING  
GREASER  
VALVE  
BRACKET  
BOLT  
SEAL  
BUSH  
BUSH  
WASHER  
SPRING PLATE  
BUSH  
SEAL  
SEAL  
BUSH  
BEARING  
SPRING  
KIT, BRACKET  
BOLT  
BUSH  
PIN  
PAD  
WASHER  
BUSH  
BOLT

CAJA DEL EJE  
ENGRASADOR  
VALVULA  
SOPORTE  
PERNO  
RETEN  
CASQUILLO  
CASQUILLO  
ARANDELA  
PLETINA MUELLE  
CASQUILLO  
RETEN  
RETEN  
CASQUILLO  
COJINETE  
RESORTE  
JUEGO SOPORTE  
PERNO  
CASQUILLO  
PASADOR  
ALMOHADILLA  
ARANDELA  
CASQUILLO  
PERNO

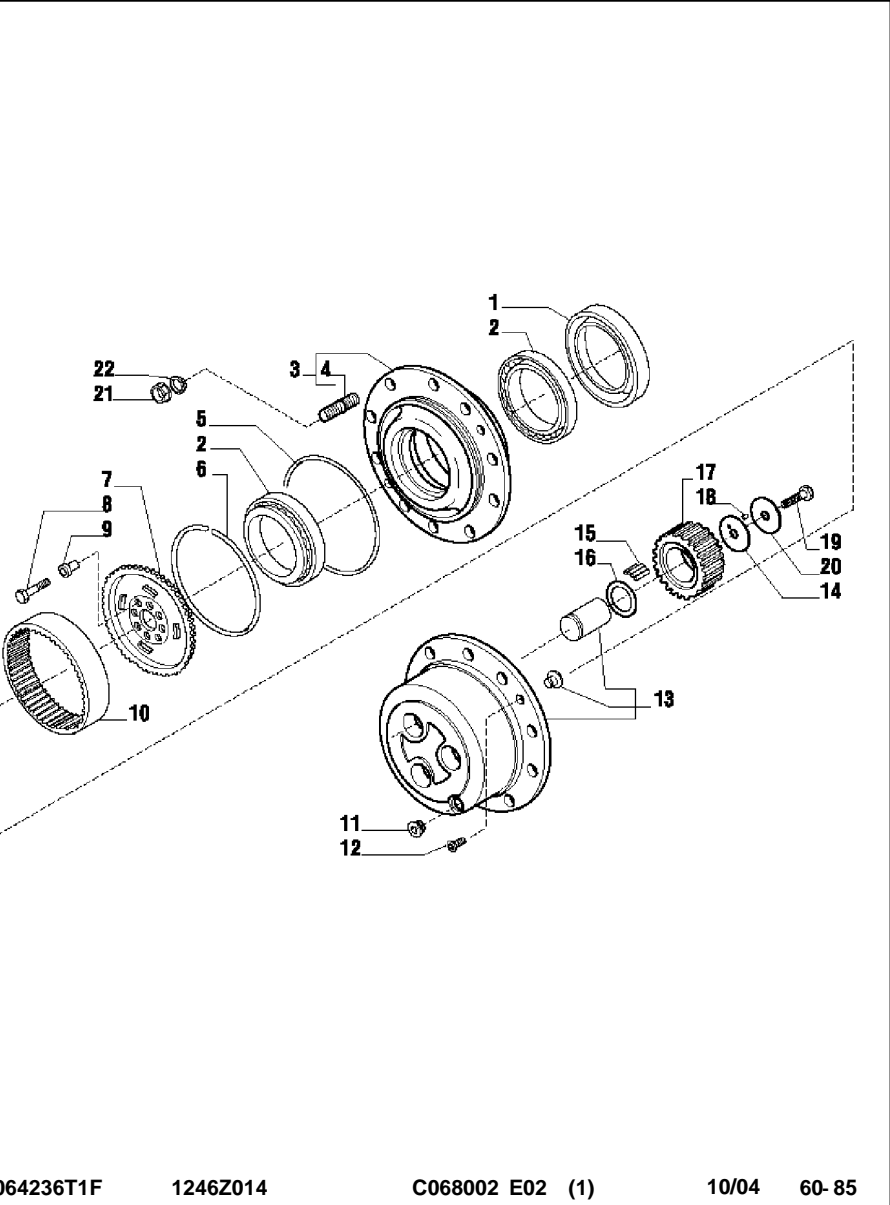


1 062314R1	10X31	1 COROA E PINHÃO	KIT, BEVEL GEAR	CORONA Y PINON
2 3475570M1		1 PORCA	NUT	TUERCA
3 3475569M1		1 ARRUELA	WASHER	ARANDELA
4 040992R1		2 ARRUELA	WASHER	ARANDELA
5 053973R1		1 ESPAÇADOR	SPACER	PIEZA DISTANCIA
6 053976R1	2.50 mm	- CALÇO	SHIM	CALCE
6 053977R1	2.60 mm	- CALÇO	SHIM	CALCE
6 053978R1	2.70 mm	- CALÇO	SHIM	CALCE
6 053979R1	2.80 mm	- CALÇO	SHIM	CALCE
6 053980R1	2.90 mm	- CALÇO	SHIM	CALCE
6 053981R1	3.00 mm	- CALÇO	SHIM	CALCE
6 053982R1	3.10 mm	- CALÇO	SHIM	CALCE
6 053983R1	3.20 mm	- CALÇO	SHIM	CALCE
6 053984R1	3.30 mm	- CALÇO	SHIM	CALCE
6 053985R1	3.40 mm	- CALÇO	SHIM	CALCE
7 053975R1		1 ROLAMENTO	BEARING	COJINETE
8 3475567M1		1 ROLAMENTO	BEARING	COJINETE

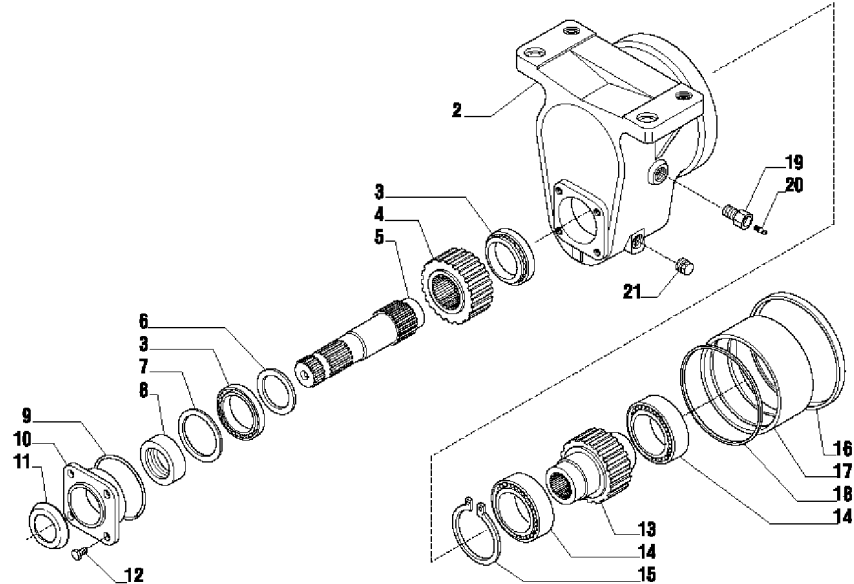
Eixo Dianteiro Front Axle Eje Delantero	4 Rodas Motriz 4 Wheel Drive 4 Ruedas Motrices	60-80	Carraro Carraro Carraro
---	--	-------	-------------------------------



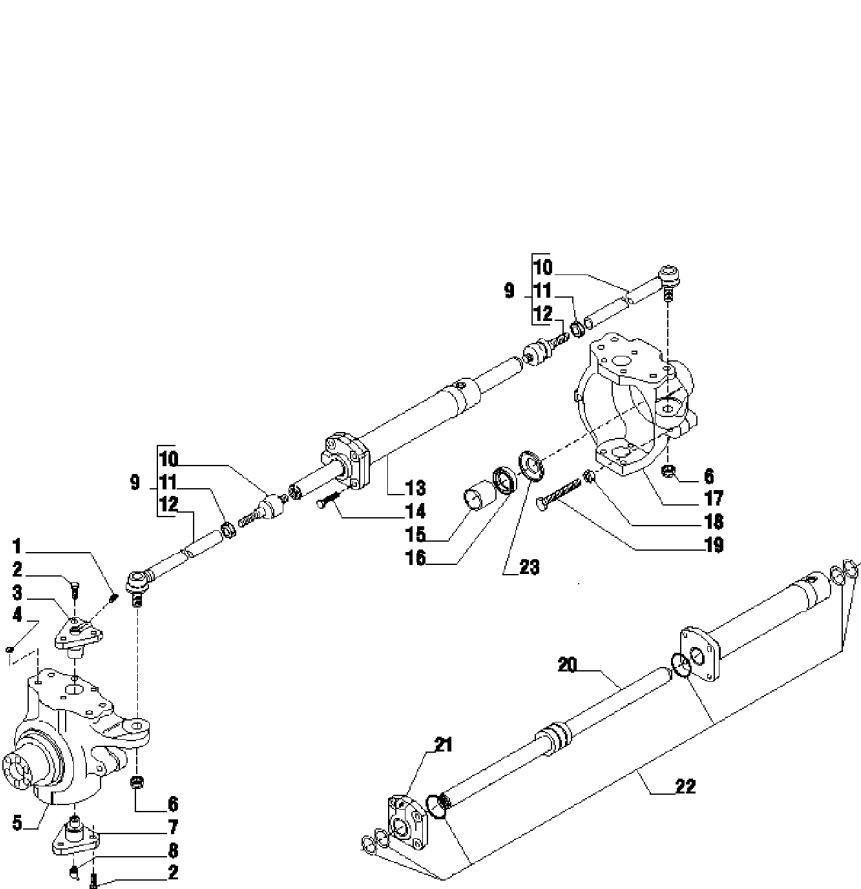
1 062319R1	1 CJ. PINHÃO	KIT, PINION	PINONES JUEGO
2 062305R1	3 PINO	PIN	PASADOR
3 041002R1	1 EIXO	SHAFT	ARBOL
4 3475579M1	4 ARRUELA	WASHER	ARANDELA
5 053989R1	1 PINO	PIN	PASADOR
6 053988R1	2 EIXO	SHAFT	ARBOL
7 062308R1	2 DISCO	DISC	DISCO
8 062307R1	10 DISCO	DISC	DISCO
9 062306R1	8 DISCO	DISC	DISCO
10 053994R1	2 ROLAMENTO	BEARING	COJINETE
11 3475584M1	2 PORCA	NUT	TUERCA
12 040933R1	2 PARAFUSO	BOLT	PERNO
13 053996R1	2 PLACA	PLATE	PLATO
14 062316R1	1 CJ. CARÇAÇA	HOUSE ASSY	CONJ. CARTER
15 054002R1	12 PARAFUSO	BOLT	PERNO
16 062317R1	1 PINO	PIN	PASADOR



- |             |                |              |                 |
|-------------|----------------|--------------|-----------------|
| 1 053850R1  | 2 RETENTOR     | SEAL         | RETEN           |
| 2 3475599M1 | 4 ROLAMENTO    | BEARING      | COJINETE        |
| 3 062393R1  | 2 CUBO         | HUB          | CUBO            |
| 4 053852R1  | 10 PRISIONEIRO | STUD         | ESPARRAGO       |
| 5 053853R1  | 2 ANEL TRAVA   | CIRCLIP      | CIRCULITO       |
| 6 053854R1  | 2 ANEL TRAVA   | CIRCLIP      | CIRCULITO       |
| 7 053855R1  | 2 SUPORTE      | BRACKET      | SOPORTE         |
| 8 3475604M1 | 16 PARAFUSO    | BOLT         | PERNO           |
| 9 041082R1  | 16 BUCHA       | BUSH         | CASQUILLO       |
| 10 053856R1 | 2 COROA        | SPROCKET     | RUEDA DE CADENA |
| 11 053857R1 | 2 TAMPÃO       | PAD          | ALMOHADILLA     |
| 12 053858R1 | 4 PARAFUSO     | BOLT         | PERNO           |
| 13 062392R1 | 2 CJ. SUPORTE  | KIT, BRACKET | JUEGO SOPORTE   |
| 14 063860R1 | 6 ARRUELA      | WASHER       | ARANDELA        |
| 15 062389R1 | 16 ROLETE      | ROLLER       | RODILLO         |
| 16 053862R1 | 6 ARRUELA      | WASHER       | ARANDELA        |
| 17 062390R1 | 6 ENGRENAGEM   | GEAR         | ENGRANAJE       |
| 18 062321R1 | 6 PINO         | PIN          | PASADOR         |
| 19 053865R1 | 6 PARAFUSO     | BOLT         | PERNO           |
| 20 062391R1 | 6 ANEL         | RING         | ARO             |
| 21 062311R1 | 20 PORCA       | NUT          | TUERCA          |
| 22 062312R1 | 20 ARRUELA     | WASHER       | ARANDELA        |

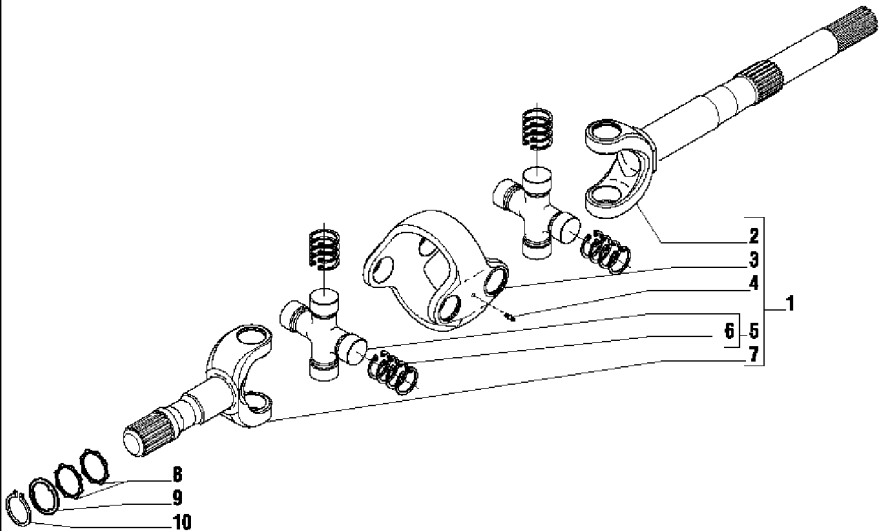


2	064515R1		1	CARCAÇA	HOUSING	ALOJAMIENTO
3	064516R1		2	ROLAMENTO	BEARING	COJINETE
4	064518R1	24	1	ENGRENAGEM	GEAR	ENGRANAJE
4	064517R1	25	1	ENGRENAGEM	GEAR	ENGRANAJE
5	064519R1		1	EIXO	SHAFT	ARBOL
6	064520R1		1	ARRUELA	WASHER	ARANDELA
7	064521R1		-	CALÇO	SHIM	CALCE
7	064522R1		-	CALÇO	SHIM	CALCE
7	064523R1		-	CALÇO	SHIM	CALCE
7	064524R1		-	CALÇO	SHIM	CALCE
8	064525R1		1	RETENTOR	SEAL	RETEN
9	064526R1		1	ANEL "O"	O RING	JUNTA TORICA
10	064527R1		1	FLANGE	FLANGE	PLETINA
11	064528R1		1	TAMPA	COVER	CUBIERTA
12	040934R1		4	PARAFUSO	BOLT	PERNO
13	064529R1		1	ENGRENAGEM	GEAR	ENGRANAJE
14	064530R1		2	ROLAMENTO	BEARING	COJINETE
15	064531R1		1	ANEL	RING	ARO
16	040918R1		1	RETENTOR	SEAL	RETEN
17	040942R1		1	BUCHA	BUSH	CASQUILLO
18	040922R1		1	ANEL "O"	O RING	JUNTA TORICA
19	064532R1		1	PARAFUSO	BOLT	PERNO
20	040944R1		1	GRAXEIRA	GREASER	ENGRASADOR
21	040932R1		1	TAMPÃO	PAD	ALMOHADILLA



1	040944R1	2	GRAXEIRA	GREASER	ENGRASADOR
2	041065R1	12	PARAFUSO	BOLT	PERNO
3	053958R1	2	PINO	PIN	PASADOR
4	053827R1	1	TAMPÃO	PAD	ALMOHADILLA
5	062340R1	1	CARCAÇA	HOUSING	ALOJAMIENTO
6	041069R1	2	PORCA	NUT	TUERCA
7	041068R1	2	PINO	PIN	PASADOR
8	053960R1	2	GRAXEIRA	GREASER	ENGRASADOR
9	062330R1	2	CJ. BRAÇO	KIT, ARM	JUEGO DE BRAZO
10		1	TERMINAL	END	EXTREMO
11	041062R1	1	PORCA	NUT	TUERCA
12		1	BRAÇO	ARM	BRAZO
13	062315R1	1	CILINDRO	CYLINDER	CILINDRO
14	041070R1	4	PARAFUSO	BOLT	PERNO
15	053835R1	2	BUCHA	BUSH	CASQUILLO
16	053833R1	2	RETENTOR	OIL SEAL	BUJE RETENACEITE
17	062304R1	1	CARCAÇA	HOUSING	ALOJAMIENTO
18	053838R1	2	PORCA	NUT	TUERCA
19	053967R1	2	PARAFUSO	BOLT	PERNO
20		1	HASTE	RAIL	RIEL
21		1	CABEÇOTE	HEAD	CULATA
22	6200598M91	1	JG. REPARO	KIT, REPAIR	JUEGO REPARACION
23	062339R1	2	ANEL	RING	ARO

Eixo Dianteiro Front Axle Eje Delantero	4 Rodas Motriz 4 Wheel Drive 4 Ruedas Motrices	60-100	Carraro Carraro Carraro
---	--	--------	-------------------------------



1	062303R1	2	CJ. EIXO	KIT, AXLE	JUEGO DE EJE
2	068835R1	2	GARFO	FORK	HORQUILLA
3	068836R1	2	CORPO	BODY	CUERPO
4	068814R1	4	GRAXEIRA	GREASER	ENGRASADOR
5	068837R1	4	CRUZETA	SPIDER	CRUCETA
6	068838R1	16	ANEL	RING	ARO
6	068839R1	16	ANEL	RING	ARO
6	068840R1	16	ANEL	RING	ARO
6	068841R1	16	ANEL	RING	ARO
7	068842R1	2	GARFO	FORK	HORQUILLA
8	053847R1	4	ARRUELA	WASHER	ARANDELA
9	062335R1	2	ANEL	RING	ARO
10	062336R1	2	ANEL	RING	ARO

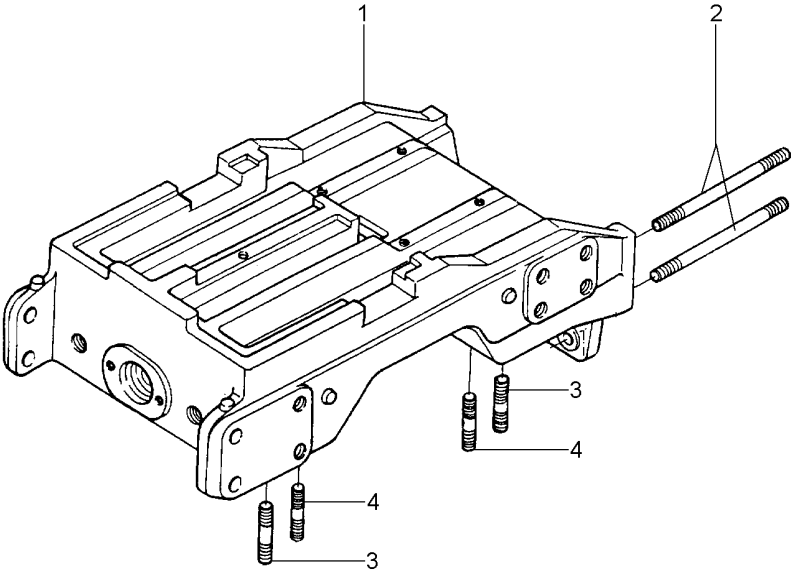


Supporte  
Support  
Soporte

60-105

- 1 020491P3
- 2 020332P1
- 3 020456P1
- 4 020331P1

- |               |         |           |
|---------------|---------|-----------|
| 1 SUPORTE     | BRACKET | SOPORTE   |
| 4 PRISIONEIRO | STUD    | ESPARRAGO |
| 4 PRISIONEIRO | STUD    | ESPARRAGO |
| 4 PRISIONEIRO | STUD    | ESPARRAGO |



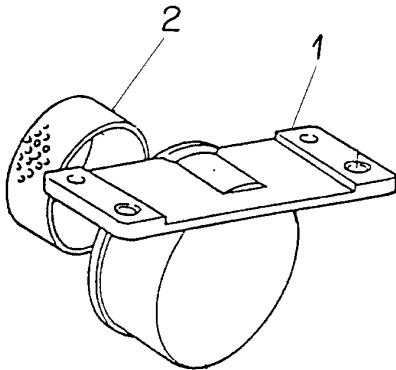
- 1 036459R1

2 020681R1
- 1 CAVALETE

1 BUCHA
- CRADLE

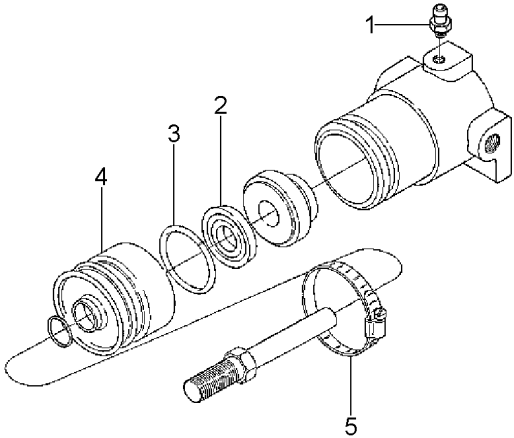
BUSH
- CRIBA

CASQUILLO



Cilindro De Freio  
Master Cylinder  
Cilindro Maestro Del Freno

70-10

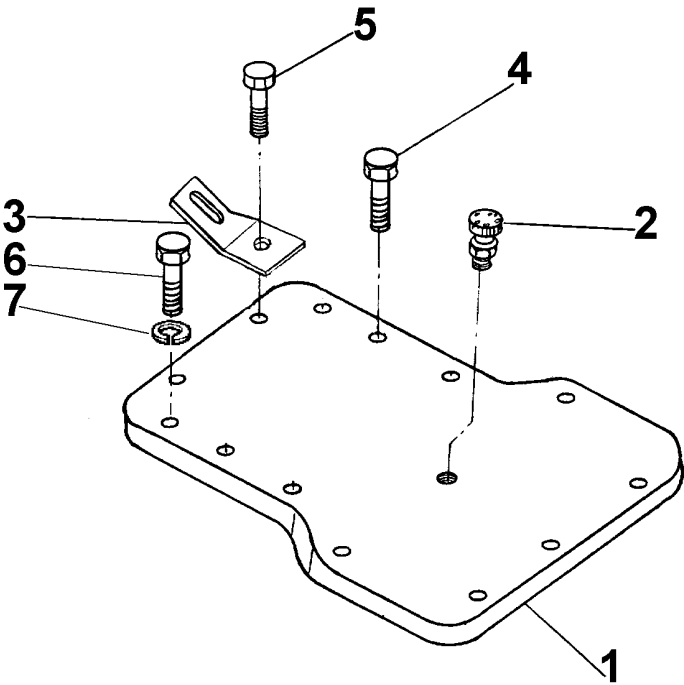


- 1 020544R1
- 2 020547R1
- 3 020548R1
- 4 020549R1
- 5 020550R1

- 1 BUJÃO
- 1 ANEL
- 1 ANEL
- 1 BLINDAGEM
- 1 BRAÇADEIRA

- PLUG
- RING
- RING
- SHIELD
- CLAMP

- TAPON
- ARO
- ARO
- BLINDAJE
- ABRAZADERA

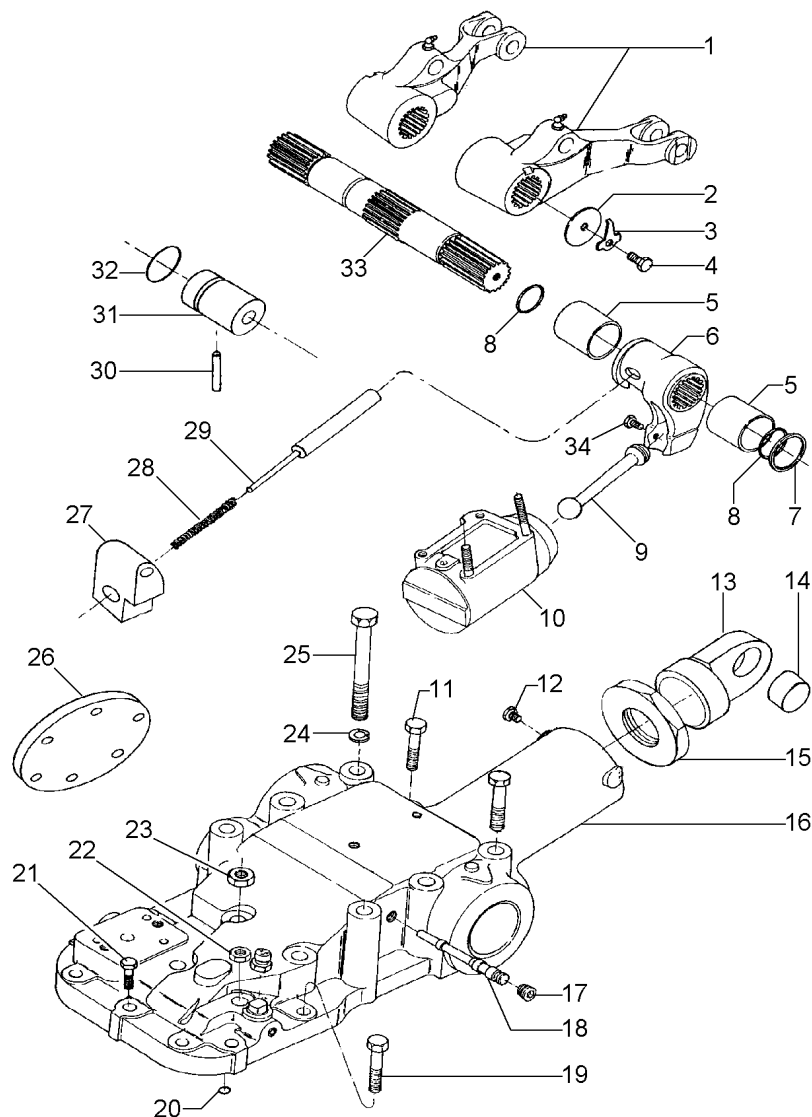


- |   |           |   |          |          |             |
|---|-----------|---|----------|----------|-------------|
| 1 | 036779P1  | 1 | TAMPA    | COVER    | CUBIERTA    |
| 2 | 182099M91 | 1 | RESPIRO  | BREATHER | RESPIRADERO |
| 3 | 036982P1  | 1 | SUPORTE  | BRACKET  | SOPORTE     |
| 4 | 353726X1  | 6 | PARAFUSO | BOLT     | PERNO       |
| 5 | 354277X1  | 8 | PARAFUSO | BOLT     | PERNO       |
| 6 | 363052X1  | 6 | PARAFUSO | BOLT     | PERNO       |
| 7 | 353433X1  | 6 | ARRUELA  | WASHER   | ARANDELA    |

Tampa Do Levante Hidráulico  
Hydraulic Lift Cover  
Tapa Levante Hidraulico

Com Hydrotronic  
With Hydrotronic  
Con Hydrotronic

70-20



- 1 020181N1
- 1 020182N1
- 2 897580M1
- 3 897581M3
- 4 353560X1
- 5 3611558M1
- 6 038423P1
- 7 3611557M1
- 8 033928T1
- 9 886410M1
- 10 034617N1
- 11 365432X1
- 12 355286X1
- 13 038393P1
- 14 516591M1
- 15 038392P1
- 16 039232N1
- 17 195387M1
- 18 038632P1
- 19 058282P1
- 20 195562M1
- 21 377622X1
- 22 377765X1
- 23 368123X1
- 24 353433X1
- 25 376460X1
- 25 363052X1
- 26 039395P1
- 27 038634P1
- 28 180928M1
- 29 038633P1
- 30 1869074M1
- 31 038817P1
- 32 364281X1
- 33 020178P1
- 34 887076M2



70-385 No

70-390 No

- 1 CJ. BRAÇO
- 1 CJ. BRAÇO
- 2 ARRUELA
- 2 PRESILHA
- 2 PARAFUSO
- 2 BUCHA
- 1 BRAÇO
- 2 ANEL "O"
- 2 ANEL "O"
- 1 BIELA
- 1 CJ. CILINDRO
- 2 PARAFUSO
- 2 PARAFUSO ALLEN
- 1 SUPORTE
- 2 BUCHA
- 1 PORCA
- 1 CJ. TAMPA
- 1 BUJÃO
- 1 EIXO
- 1 PARAFUSO
- 1 ANEL "O"
- 2 PARAFUSO
- 2 PORCA
- 2 PORCA
- 6 ARRUELA
- 6 PARAFUSO
- 6 PARAFUSO
- 1 TAMPA
- 1 GUIA
- 1 MOLA
- 1 PINO
- 1 PINO
- 1 BUCHA
- 1 ANEL "O"
- 1 EIXO
- 1 PARAFUSO

- KIT, ARM
- KIT, ARM
- WASHER
- STAPLE
- BOLT
- BUSH
- ARM
- O RING
- O RING
- CONROD
- KIT, CYLINDER
- BOLT
- TORNILLO BOLT
- BRACKET
- BUSH
- NUT
- KIT, COVER
- PLUG
- SHAFT
- BOLT
- O RING
- BOLT
- NUT
- NUT
- WASHER
- BOLT
- BOLT
- COVER
- GUIDE
- SPRING
- PIN
- PIN
- BUSH
- O RING
- SHAFT
- BOLT

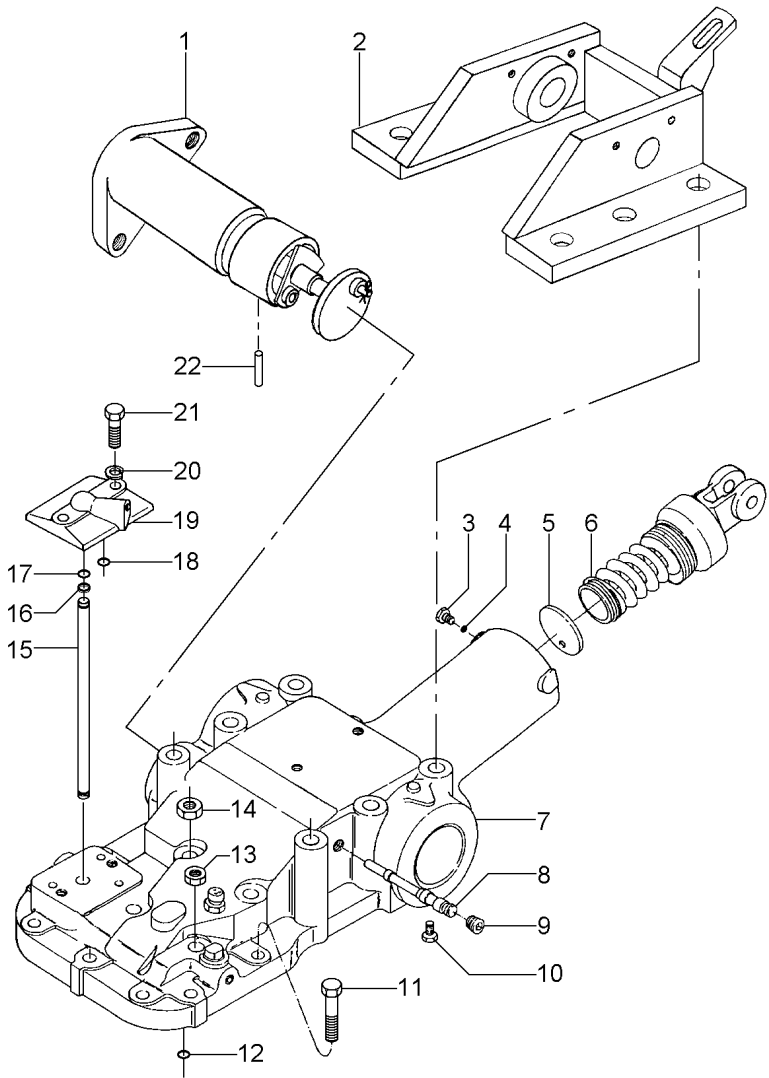
- JUEGO DE BRAZO
- JUEGO DE BRAZO
- ARANDELA
- GRAPA
- PERNO
- CASQUILLO
- BRAZO
- JUNTA TORICA
- JUNTA TORICA
- BIELA
- JUEGO DE CILINDR
- PERNO
- TORNILLO ALLEN
- SOPORTE
- CASQUILLO
- TUERCA
- JUEGO DE TAPA
- TAPON
- ARBOL
- PERNO
- JUNTA TORICA
- PERNO
- TUERCA
- TUERCA
- ARANDELA
- PERNO
- PERNO
- CUBIERTA
- GUIA
- RESORTE
- PASADOR
- PASADOR
- CASQUILLO
- JUNTA TORICA
- ARBOL
- PERNO

Tampa Do Levante Hidráulico  
Hydraulic Lift Cover  
Tapa Levante Hidraulico

Sistema Ferguson  
Ferguson System  
Sistema Ferguson

70-25

Sem Cabine  
Without Cab  
Sin Cabina



- 1 036152N1
- 2 020202S2
- 3 355286X1
- 4 882451M1
- 5 180981M1
- 6 020177N1
- 7 020179N2
- 8 180997M2
- 9 195387M1
- 10 355286X1
- 11 354648X1
- 12 195562M1
- 13 377765X1
- 14 368123X1
- 15 3808400M1
- 16 195874M1
- 17 195561M1
- 18 195562M1
- 19 023828N2
- 20 353432X1
- 21 353714X1
- 22 1869074M1

70-395 No

70-400 No

70-405 No

70-410 No

- 1 SUPORTE
- 1 SUPORTE
- 1 PARAFUSO ALLEN
- 1 ESFERA
- 1 DISCO
- 1 CJ. MOLA
- 1 CJ. TAMPA
- 1 EIXO
- 1 BUJÃO
- 1 PARAFUSO ALLEN
- 1 PARAFUSO
- 1 ANEL "O"
- 2 PORCA
- 2 PORCA
- 1 TUBO
- 2 ARRUELA
- 2 ANEL "O"
- 1 ANEL "O"
- 1 CJ. TAMPA
- 2 ARRUELA
- 2 PARAFUSO
- 1 PINO

- BRACKET
- BRACKET
- ALLEN BOLT
- BALL
- DISC
- KIT, SPRING
- KIT, COVER
- SHAFT
- PLUG
- ALLEN BOLT
- BOLT
- O RING
- NUT
- NUT
- PIPE
- WASHER
- O RING
- O RING
- KIT, COVER
- WASHER
- BOLT
- PIN

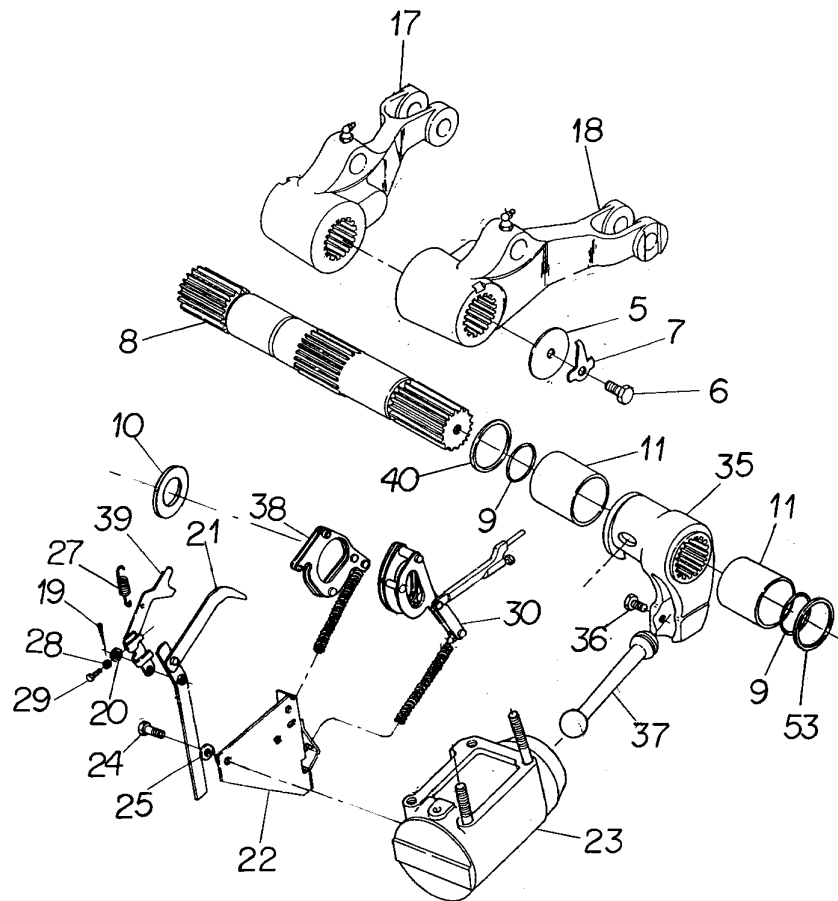
- SOPORTE
- SOPORTE
- TORNILLO ALLEN
- BOLA
- DISCO
- RESORTE JUEGO
- JUEGO DE TAPA
- ARBOL
- TAPON
- TORNILLO ALLEN
- PERNO
- JUNTA TORICA
- TUERCA
- TUERCA
- CANO
- ARANDELA
- JUNTA TORICA
- JUNTA TORICA
- JUEGO DE TAPA
- ARANDELA
- PERNO
- PASADOR

Tampa Do Levante Hidráulico  
Hydraulic Lift Cover  
Tapa Levante Hidraulico

Sistema Ferguson  
Ferguson System  
Sistema Ferguson

70-30

Sem Cabine  
Without Cab  
Sin Cabina



5 897580M1  
6 353560X1  
7 897581M3  
8 020178P1  
9 033928T1  
10 1869075M1  
11 3611558M1  
17 020182N1

18 020181N1

19 361332X1  
20 355617X1  
21 1869093M93  
22 1870190M92  
23 034617N1  
24 353688X1  
25 390287X1  
27 898137M1  
28 354120X1  
29 2802251M1  
30 1660324M91  
35 2802211M1  
36 887076M2  
37 886410M1  
38 1661918M91  
39 1661547M92  
40 2801013M1  
53 3611557M1

► 40-65 No  
◄ 40-70 No

👁 70-415 No  
👁 70-385 No

2 ARRUELA  
2 PARAFUSO  
2 PRESILHA  
1 EIXO  
2 ANEL "O"  
1 ARRUELA  
2 BUCHA  
1 C.J. BRAÇO

1 C.J. BRAÇO

1 CUPILHA  
1 ARRUELA  
1 ALAVANCA  
1 SUPORTE  
1 C.J. CILINDRO  
2 PARAFUSO  
2 ARRUELA  
1 MOLA  
1 PORCA  
1 PARAFUSO  
1 ARTICULAÇÃO  
1 BRAÇO  
1 PARAFUSO  
1 BIELA  
1 ARTICULAÇÃO  
1 ALAVANCA  
X CALÇO  
2 ANEL "O"

WASHER  
BOLT  
STAPLE  
SHAFT  
O RING  
WASHER  
BUSH  
KIT, ARM

KIT, ARM

COTTER PIN  
WASHER  
LEVER  
SUPPORT  
KIT, CYLINDER  
BOLT  
WASHER  
SPRING  
NUT  
BOLT  
KNUCKLE  
ARM  
BOLT  
CONROD  
KNUCKLE  
LEVER  
SHIM  
O RING

ARANDELA  
PERNO  
GRAPA  
ARBOL  
JUNTA TORICA  
ARANDELA  
CASQUILLO  
JUEGO DE BRAZO

JUEGO DE BRAZO

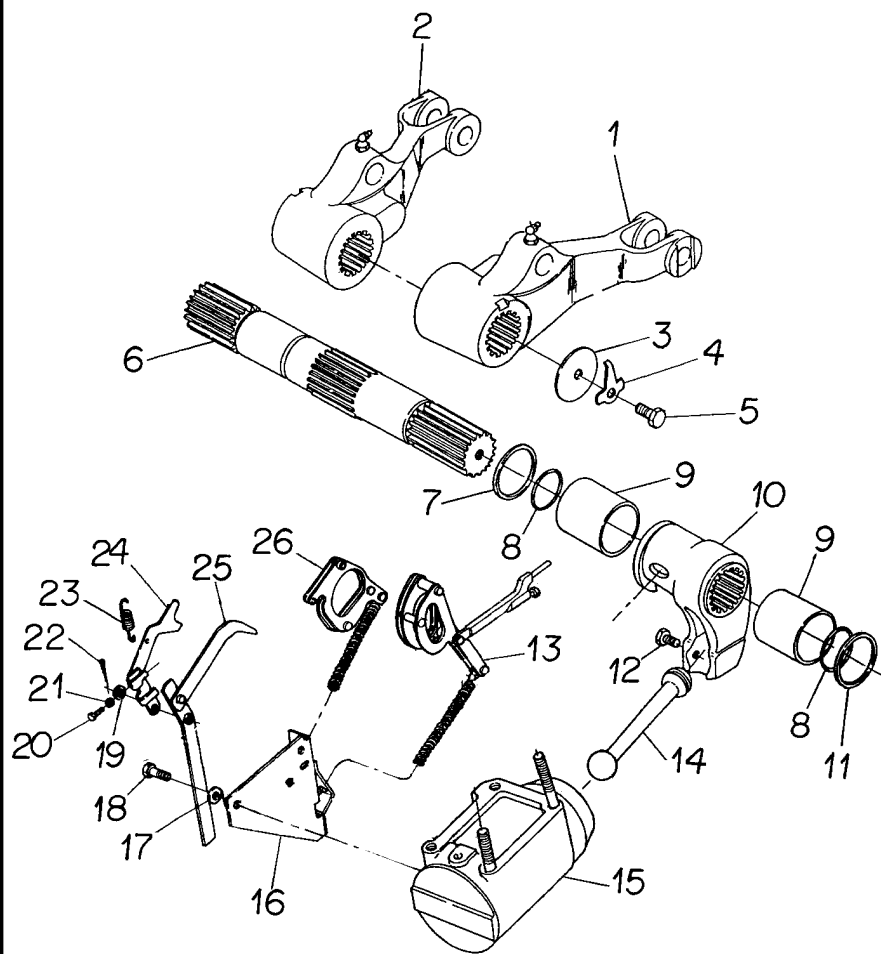
PASADOR DOUBLE  
ARANDELA  
PALANCA  
DISPOS.DE SOSTEN  
JUEGO DE CILINDR  
PERNO  
ARANDELA  
RESORTE  
TUERCA  
PERNO  
CHARNELA  
BRAZO  
PERNO  
BIELA  
CHARNELA  
PALANCA  
CALCE  
JUNTA TORICA

Tampa Do Levante Hidráulico  
Hydraulic Lift Cover  
Tapa Levante Hidraulico

Sistema Ferguson  
Ferguson System  
Sistema Ferguson

70-35

Com Cabine  
With Cab  
Con Cabina



- 1 020182N1
- 2 020181N1
- 3 897580M1
- 4 897581M3
- 5 353560X1
- 6 020178P1
- 7 2801013M1
- 8 033928T1
- 9 3611558M1
- 10 2802211M1
- 11 3611557M1
- 12 887076M2
- 13 1660324M91
- 14 886410M1
- 15 034617N1
- 16 1870190M92
- 17 390287X1
- 18 353688X1
- 19 355617X1
- 20 2802251M1
- 21 354120X1
- 22 361332X1
- 23 898137M1
- 24 1661547M92
- 25 1869093M93
- 26 1661918M91

40-65 No

40-70 No

70-385 No

70-415 No

- 1 CJ. BRAÇO
- 1 CJ. BRAÇO
- 2 ARRUELA
- 2 PRESILHA
- 2 PARAFUSO
- 1 EIXO
- X CALÇO
- 2 ANEL "O"
- 2 BUCHA
- 1 BRAÇO
- 2 ANEL "O"
- 1 PARAFUSO
- 1 ARTICULAÇÃO
- 1 BIELA
- 1 CJ. CILINDRO
- 1 SUPORTE
- 2 ARRUELA
- 2 PARAFUSO
- 1 ARRUELA
- 1 PARAFUSO
- 1 PORCA
- 1 CUPILHA
- 1 MOLA
- 1 ALAVANCA
- 1 ALAVANCA
- 1 ARTICULAÇÃO

- KIT, ARM
- KIT, ARM
- WASHER
- STAPLE
- BOLT
- SHAFT
- SHIM
- O RING
- BUSH
- ARM
- O RING
- BOLT
- KNUCKLE
- CONROD
- KIT, CYLINDER
- SUPPORT
- WASHER
- BOLT
- WASHER
- BOLT
- NUT
- COTTER PIN
- SPRING
- LEVER
- LEVER
- KNUCKLE

- JUEGO DE BRAZO
- JUEGO DE BRAZO
- ARANDELA
- GRAPA
- PERNO
- ARBOL
- CALCE
- JUNTA TORICA
- CASQUILLO
- BRAZO
- JUNTA TORICA
- PERNO
- CHARNELA
- BIELA
- JUEGO DE CILINDR
- DISPOS.DE SOSTEN
- ARANDELA
- PERNO
- ARANDELA
- PERNO
- TUERCA
- PASADOR DOUBLE
- RESORTE
- PALANCA
- PALANCA
- CHARNELA

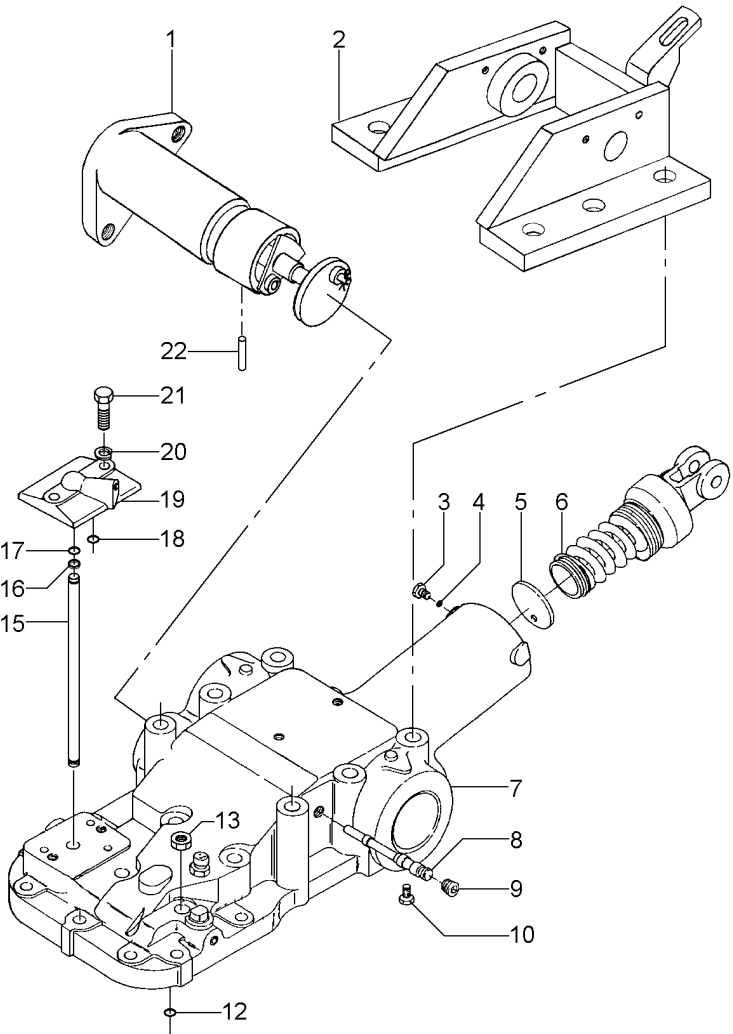


Tampa Do Levante Hidráulico  
Hydraulic Lift Cover  
Tapa Levante Hidraulico

Sistema Ferguson  
Ferguson System  
Sistema Ferguson

70-40

Com Cabine  
With Cab  
Con Cabina



- 1 3809628M91
- 2 020202S2
- 3 355286X1
- 4 882451M1
- 5 180981M1
- 6 020177N1
- 7 020179N2
- 8 180997M2
- 9 195387M1
- 10 355286X1
- 12 195562M1
- 13 377765X1
- 15 3808400M1
- 16 195874M1
- 17 195561M1
- 18 195562M1
- 19 023828N2
- 20 353432X1
- 21 353714X1
- 22 1869074M1

70-420 No

70-400 No

70-405 No

70-410 No

- 1 SUPORTE
- 1 SUPORTE
- 1 PARAFUSO ALLEN
- 1 ESFERA
- 1 DISCO
- 1 CJ. MOLA
- 1 CJ. TAMPA
- 1 EIXO
- 1 BUJÃO
- 1 PARAFUSO ALLEN
- 1 ANEL "O"
- 2 PORCA
- 1 TUBO
- 2 ARRUELA
- 2 ANEL "O"
- 1 ANEL "O"
- 1 CJ. TAMPA
- 2 ARRUELA
- 2 PARAFUSO
- 1 PINO

- BRACKET
- BRACKET
- ALLEN BOLT
- BALL
- DISC
- KIT, SPRING
- KIT, COVER
- SHAFT
- PLUG
- ALLEN BOLT
- O RING
- NUT
- PIPE
- WASHER
- O RING
- O RING
- KIT, COVER
- WASHER
- BOLT
- PIN

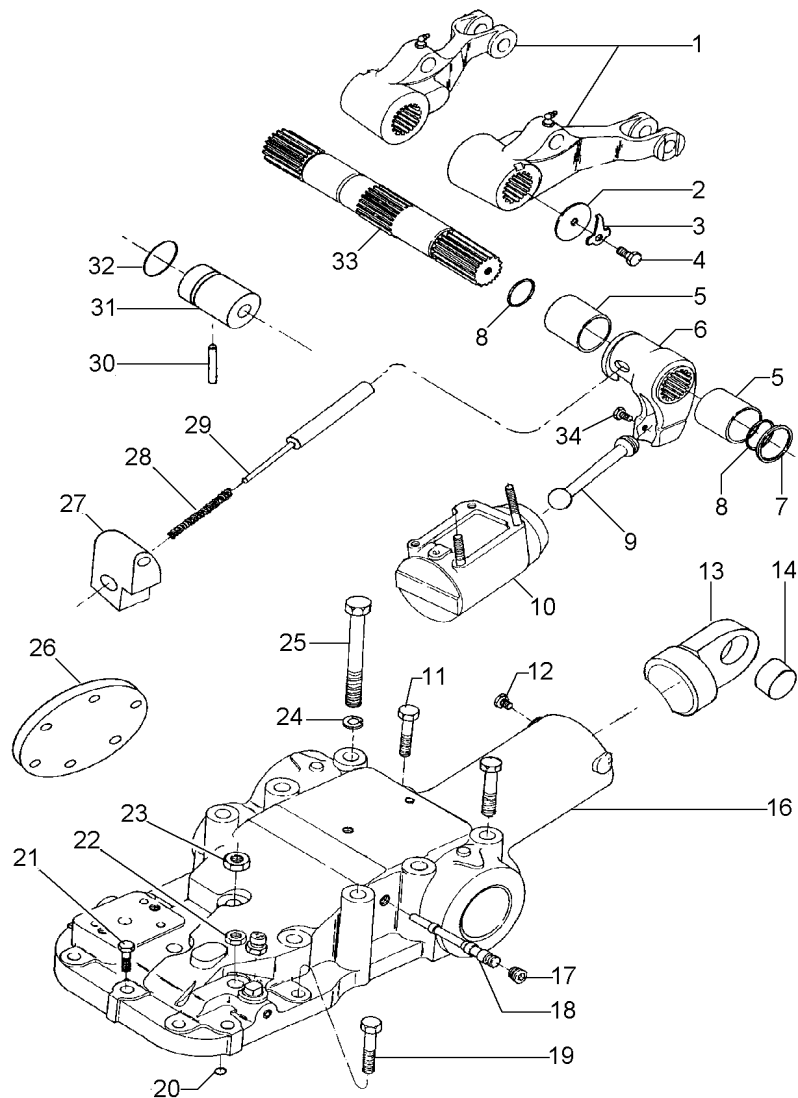
- SOPORTE
- SOPORTE
- TORNILLO ALLEN
- BOLA
- DISCO
- RESORTE JUEGO
- JUEGO DE TAPA
- ARBOL
- TAPON
- TORNILLO ALLEN
- JUNTA TORICA
- TUERCA
- CANO
- ARANDELA
- JUNTA TORICA
- JUNTA TORICA
- JUEGO DE TAPA
- ARANDELA
- PERNO
- PASADOR

**Tampa Do Levante Hidráulico**  
**Hydraulic Lift Cover**  
**Tapa Levante Hidraulico**

**Com Hydrotronic**  
**With Hydrotronic**  
**Con Hydrotronic**

**70-45**

**Com Hydrotronic / 5500 Kgf**  
**With Hydrotronic / 5500 Kgf**  
**Con Hydrotronic / 5500 Kgf**



- 1 020181N1
- 1 020182N1
- 2 897580M1
- 3 897581M3
- 4 353560X1
- 5 3611558M1
- 6 038423P1
- 7 3611557M1
- 8 033928T1
- 9 886410M1
- 10 034617N1
- 11 058300P1
- 12 355286X1
- 13 038394P1
- 14 516591M1
- 16 063206N1
- 17 195387M1
- 18 038632P1
- 19 058283P1
- 20 195562M1
- 21 058282P1
- 22 377765X1
- 23 368123X1
- 24 353433X1
- 25 363052X1
- 26 039395P1
- 27 038634P1
- 28 180928M1
- 29 038633P1
- 30 1869074M1
- 31 038817P1
- 32 364281X1
- 33 020178P1
- 34 887076M2

40-70 No

40-65 No

70-385 No

70-425 No

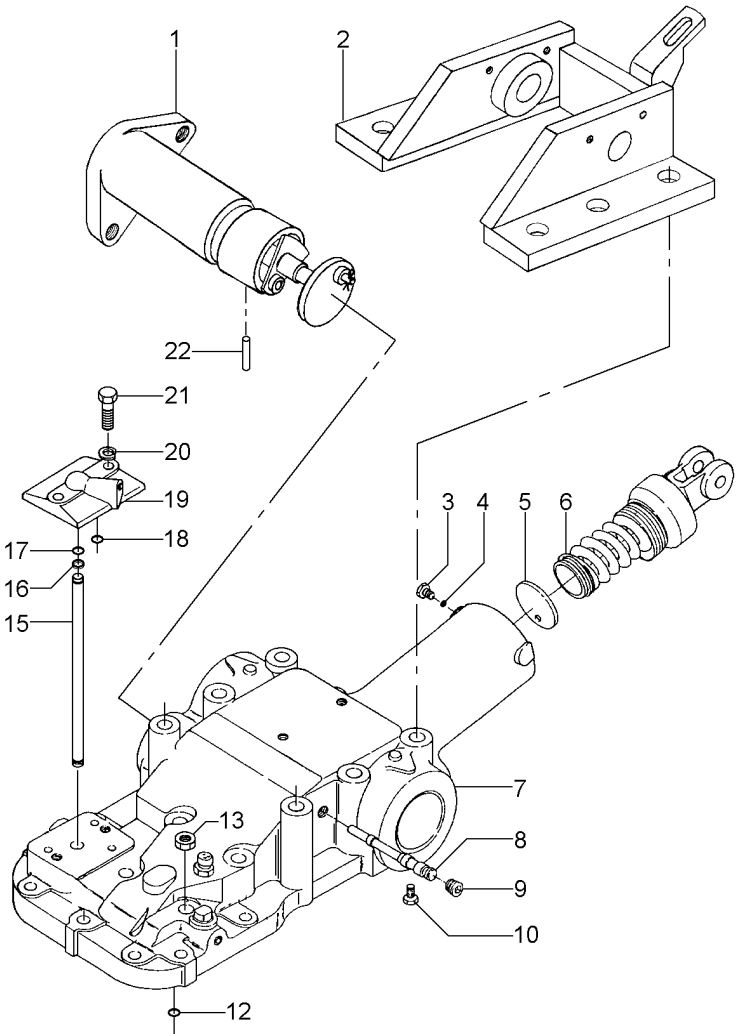
- |                  |               |                  |
|------------------|---------------|------------------|
| 1 CJ. BRAÇO      | KIT, ARM      | JUEGO DE BRAZO   |
| 1 CJ. BRAÇO      | KIT, ARM      | JUEGO DE BRAZO   |
| 2 ARRUELA        | WASHER        | ARANDELA         |
| 2 PRESILHA       | STAPLE        | GRAPA            |
| 2 PARAFUSO       | BOLT          | PERNO            |
| 2 BUCHA          | BUSH          | CASQUILLO        |
| 1 BRAÇO          | ARM           | BRAZO            |
| 2 ANEL "O"       | O RING        | JUNTA TORICA     |
| 2 ANEL "O"       | O RING        | JUNTA TORICA     |
| 1 BIELA          | CONROD        | BIELA            |
| 1 CJ. CILINDRO   | KIT, CYLINDER | JUEGO DE CILINDR |
| 2 PARAFUSO       | BOLT          | PERNO            |
| 2 PARAFUSO ALLEN | ALLEN BOLT    | TORNILLO ALLEN   |
| 1 SUPORTE        | BRACKET       | SOPORTE          |
| 2 BUCHA          | BUSH          | CASQUILLO        |
| 1 CJ. TAMPA      | KIT, CAP      | JUEGO DE TAPON   |
| 1 BUJÃO          | PLUG          | TAPON            |
| 1 EIXO           | SHAFT         | ARBOL            |
| 1 PARAFUSO       | BOLT          | PERNO            |
| 1 ANEL "O"       | O RING        | JUNTA TORICA     |
| 2 PARAFUSO       | BOLT          | PERNO            |
| 2 PORCA          | NUT           | TUERCA           |
| 2 PORCA          | NUT           | TUERCA           |
| 6 ARRUELA        | WASHER        | ARANDELA         |
| 6 PARAFUSO       | BOLT          | PERNO            |
| 1 TAMPA          | COVER         | CUBIERTA         |
| 1 GUIA           | GUIDE         | GUIA             |
| 1 MOLA           | SPRING        | RESORTE          |
| 1 PINO           | PIN           | PASADOR          |
| 1 PINO           | PIN           | PASADOR          |
| 1 BUCHA          | BUSH          | CASQUILLO        |
| 1 ANEL "O"       | O RING        | JUNTA TORICA     |
| 1 EIXO           | SHAFT         | ARBOL            |
| 1 PARAFUSO       | BOLT          | PERNO            |

Tampa Do Levante Hidráulico  
Hydraulic Lift Cover  
Tapa Levante Hidraulico

Sistema Ferguson  
Ferguson System  
Sistema Ferguson

70-50

Com Sistema Ferguson / 5500 Kgf  
With Ferguson System / 5500 Kgf  
Con Sistema Ferguson / 5500 Kgf



- 1 036152N1
- 2 020202S2
- 3 355286X1
- 4 882451M1
- 5 180981M1
- 6 020177N1
- 7 063205N1
- 8 180997M2
- 9 195387M1
- 10 355286X1
- 12 195562M1
- 13 377765X1
- 15 3808400M1
- 16 195874M1
- 17 195561M1
- 18 195562M1
- 19 023828N2
- 20 353432X1
- 21 353714X1
- 22 1869074M1

70-395 No

70-400 No

70-430 No

70-410 No

- 1 SUPORTE
- 1 SUPORTE
- 1 PARAFUSO ALLEN
- 1 ESFERA
- 1 DISCO
- 1 CJ. MOLA
- 1 CJ. TAMPA
- 1 EIXO
- 1 BUJÃO
- 1 PARAFUSO ALLEN
- 1 ANEL "O"
- 2 PORCA
- 1 TUBO
- 2 ARRUELA
- 2 ANEL "O"
- 1 ANEL "O"
- 1 CJ. TAMPA
- 2 ARRUELA
- 2 PARAFUSO
- 1 PINO

- BRACKET
- BRACKET
- ALLEN BOLT
- BALL
- DISC
- KIT, SPRING
- KIT, CAP
- SHAFT
- PLUG
- ALLEN BOLT
- O RING
- NUT
- PIPE
- WASHER
- O RING
- O RING
- KIT, COVER
- WASHER
- BOLT
- PIN

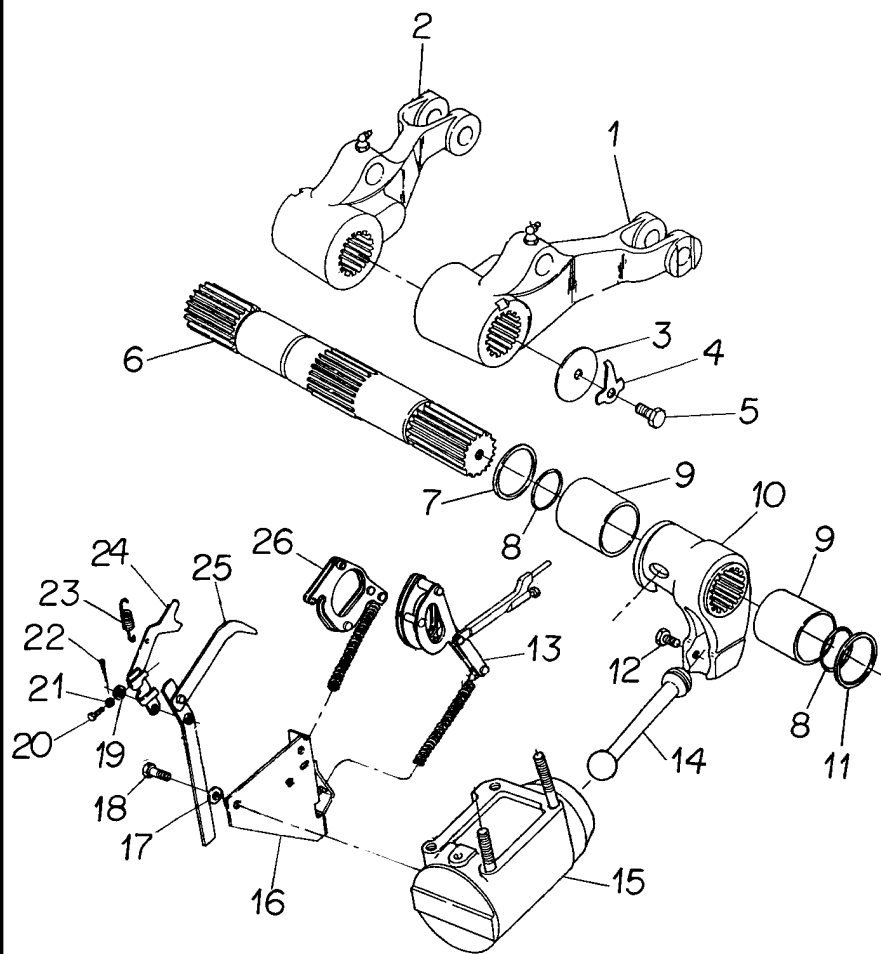
- SOPORTE
- SOPORTE
- TORNILLO ALLEN
- BOLA
- DISCO
- RESORTE JUEGO
- JUEGO DE TAPON
- ARBOL
- TAPON
- TORNILLO ALLEN
- JUNTA TORICA
- TUERCA
- CANO
- ARANDELA
- JUNTA TORICA
- JUNTA TORICA
- JUEGO DE TAPA
- ARANDELA
- PERNO
- PASADOR

Tampa Do Levante Hidráulico  
Hydraulic Lift Cover  
Tapa Levante Hidraulico

Sistema Ferguson  
Ferguson System  
Sistema Ferguson

70-55

Com Sistema Ferguson / 5500 Kgf  
With Ferguson System / 5500 Kgf  
Con Sistema Ferguson / 5500 Kgf



- 1 020182N1
- 2 020181N1
- 3 897580M1
- 4 897581M3
- 5 353560X1
- 6 020178P1
- 7 2801013M1
- 8 033928T1
- 9 3611558M1
- 10 2802211M1
- 11 3611557M1
- 12 887076M2
- 13 1660324M91
- 14 886410M1
- 15 034617N1
- 16 1870190M92
- 17 390287X1
- 18 353688X1
- 19 355617X1
- 20 2802251M1
- 21 354120X1
- 22 361332X1
- 23 898137M1
- 24 1661547M92
- 25 1869093M93
- 26 1661918M91

40-65 No

40-70 No

70-385 No

70-415 No

- 1 CJ. BRAÇO
- 1 CJ. BRAÇO
- 2 ARRUELA
- 2 PRESILHA
- 2 PARAFUSO
- 1 EIXO
- X CALÇO
- 2 ANEL "O"
- 2 BUCHA
- 1 BRAÇO
- 2 ANEL "O"
- 1 PARAFUSO
- 1 ARTICULAÇÃO
- 1 BIELA
- 1 CJ. CILINDRO
- 1 SUPORTE
- 2 ARRUELA
- 2 PARAFUSO
- 1 ARRUELA
- 1 PARAFUSO
- 1 PORCA
- 1 CUPILHA
- 1 MOLA
- 1 ALAVANCA
- 1 ALAVANCA
- 1 ARTICULAÇÃO

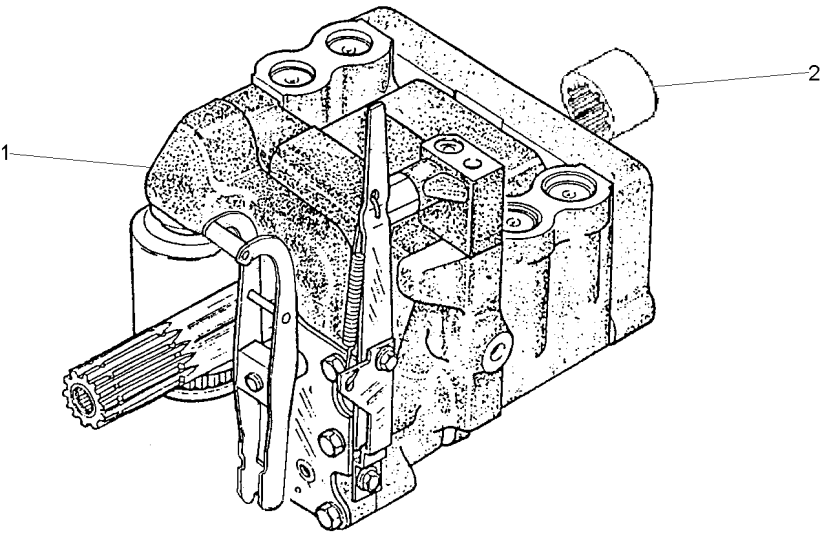
- KIT, ARM
- KIT, ARM
- WASHER
- STAPLE
- BOLT
- SHAFT
- SHIM
- O RING
- BUSH
- ARM
- O RING
- BOLT
- KNUCKLE
- CONROD
- KIT, CYLINDER
- SUPPORT
- WASHER
- BOLT
- WASHER
- BOLT
- NUT
- COTTER PIN
- SPRING
- LEVER
- LEVER
- KNUCKLE

- JUEGO DE BRAZO
- JUEGO DE BRAZO
- ARANDELA
- GRAPA
- PERNO
- ARBOL
- CALCE
- JUNTA TORICA
- CASQUILLO
- BRAZO
- JUNTA TORICA
- PERNO
- CHARNELA
- BIELA
- JUEGO DE CILINDR
- DISPOS.DE SOSTEN
- ARANDELA
- PERNO
- ARANDELA
- PERNO
- TUERCA
- PASADOR DOUBLE
- RESORTE
- PALANCA
- PALANCA
- CHARNELA

Bomba Hidráulica Do Levante  
Hydraulic Lift Pump  
Bomba Hidraulica Elevador

Isyp - Com Tdp  
Isyp - With Ipta  
Isyp - Con Tdf

70-60



- 1 3773700M92
- 2 1868538M4

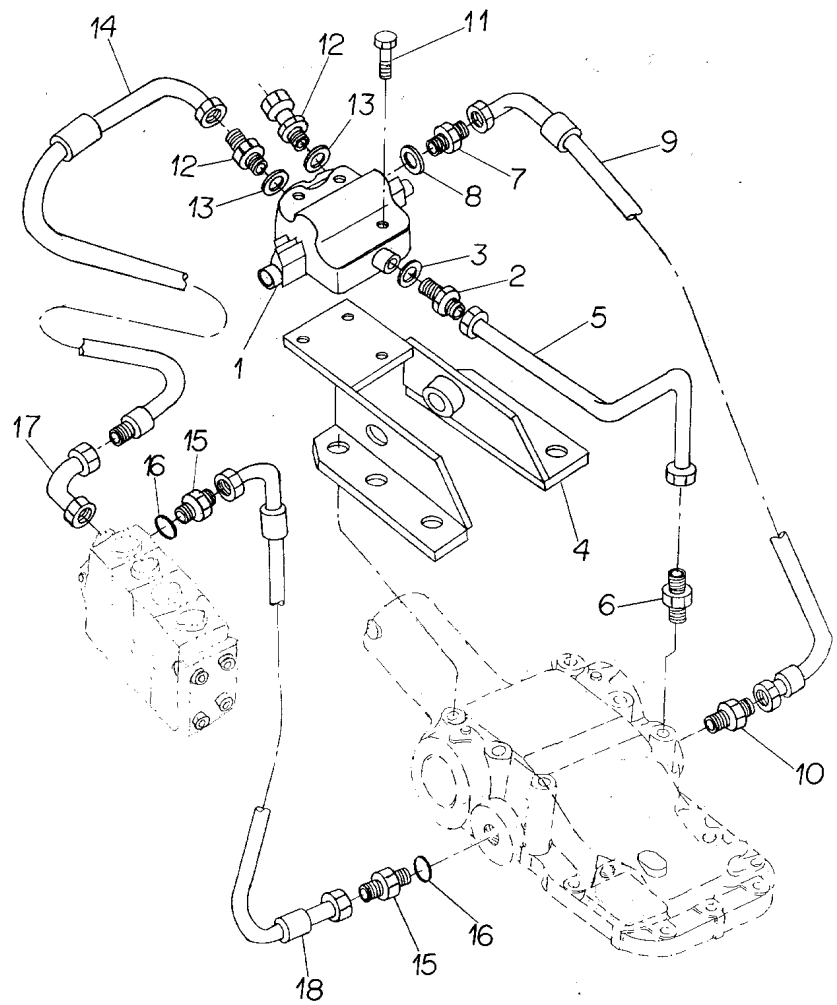
UK  
70-435 No

- |             |           |             |
|-------------|-----------|-------------|
| 1 CJ. BOMBA | KIT, PUMP | BOMBA JUEGO |
| 1 LUVA      | SLEEVE    | MANCHA      |

Kit Sistema Hidráulico Do Levante  
Kit Lift Hydraulic System  
Kit Sistema De Levante Hidraulico

70-65

Sem Cabine  
Without Cab  
Sin Cabina



- 1 038480T1
- 2 039290T1
- 3 039291T1
- 4 039234S1
- 5 039596P1
- 6 039582T1
- 7 023644T1
- 8 391313X1
- 9 3412785M91
- 10 039582T1
- 11 3009289X1
- 12 039290T1
- 13 039291T1
- 14 020521P1
- 15 3411941M91
- 17 3412002M91
- 18 3412785M91

- 1 VÁLVULA
- 1 CONEXÃO
- 1 ARRUELA
- 1 SUPORTE
- 1 TUBO
- 1 CONEXÃO
- 1 CONEXÃO
- 1 ARRUELA
- 1 MANGUEIRA
- 1 CONEXÃO
- 2 CONEXÃO
- 2 ARRUELA
- 1 MANGUEIRA
- 2 CONEXÃO
- 1 CONEXÃO
- 1 MANGUEIRA

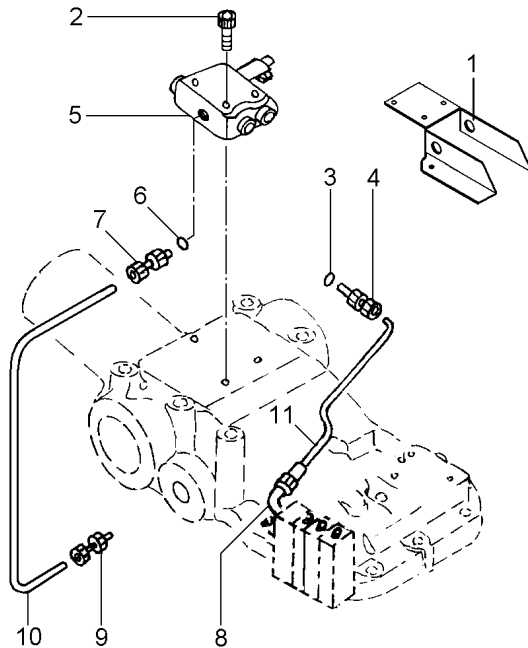
- VALVE
- CONNECTION
- WASHER
- BRACKET
- PIPE
- CONNECTION
- CONNECTION
- WASHER
- HOSE
- CONNECTION
- CONNECTION
- WASHER
- HOSE
- CONNECTION
- CONNECTION
- HOSE

- VALVULA
- CONEXION
- ARANDELA
- SOPORTE
- CANO
- CONEXION
- CONEXION
- ARANDELA
- FLEXIBLE
- CONEXION
- CONEXION
- ARANDELA
- FLEXIBLE
- CONEXION
- CONEXION
- FLEXIBLE

<p>Sistema Hidráulico</p> <p>Hydraulic System</p> <p>Sistema Hidráulico</p>	
---	--

70-70

<p>Com Fluxo Combinado - Sem Cabine</p> <p>With Combined Flow - Without Cab</p> <p>Con Combined Flow - Sin Cabina</p>
---

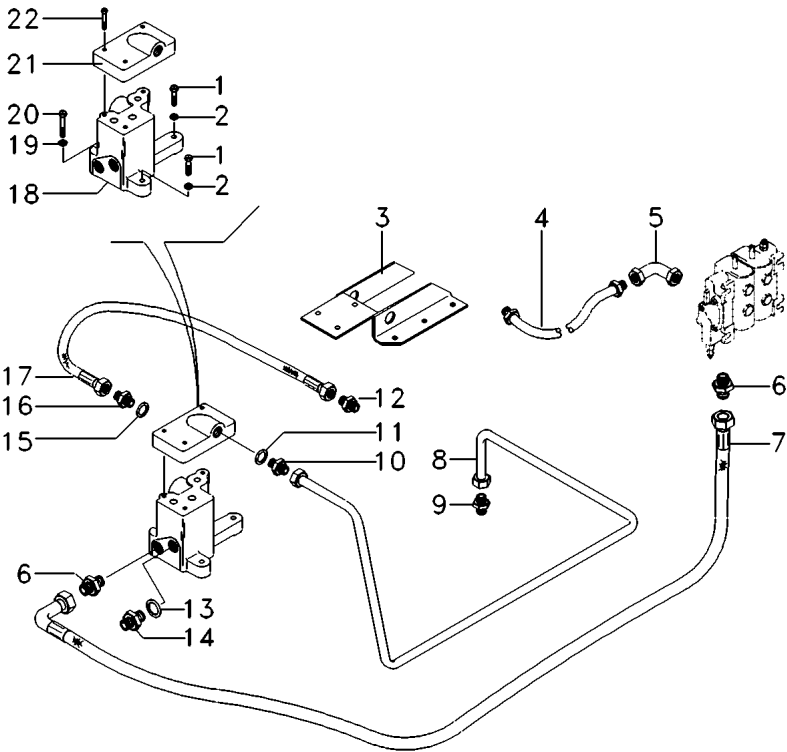


- 1 039234S1  
2 3009289X1  
3 039291T1  
4 039290T1  
5 038480T1  
6 391313X1  
7 023644T1  
8 039582T1  
9 039582T1  
10 3412785M91  
11 039596P1

- 1 SUPORTE  
3 PARAFUSO  
1 ARRUELA  
1 CONEXÃO  
1 VÁLVULA  
1 ARRUELA  
1 CONEXÃO  
1 CONEXÃO  
1 CONEXÃO  
1 MANGUEIRA  
1 TUBO

- BRACKET  
BOLT  
WASHER  
CONNECTION  
VALVE  
WASHER  
CONNECTION  
CONNECTION  
CONNECTION  
HOSE  
PIPE

- SOPORTE  
PERNO  
ARANDELA  
CONEXION  
VALVULA  
ARANDELA  
CONEXION  
CONEXION  
CONEXION  
FLEXIBLE  
CANO



- 1 339287X1
- 2 353446X1
- 3 039234S1
- 4 3412785M91
- 5 3412002M91
- 6 3411941M91
- 7 022328T2
- 8 059611P1
- 9 039582T1
- 10 039290T1
- 11 039291T1
- 12 039582T1
- 13 039291T1
- 14 039290T1
- 15 391313X1
- 16 023644T1
- 17 3412785M91
- 18 059309P1
- 19 829185M1
- 20 3009288X1
- 21 059112T1
- 22 3009288X1

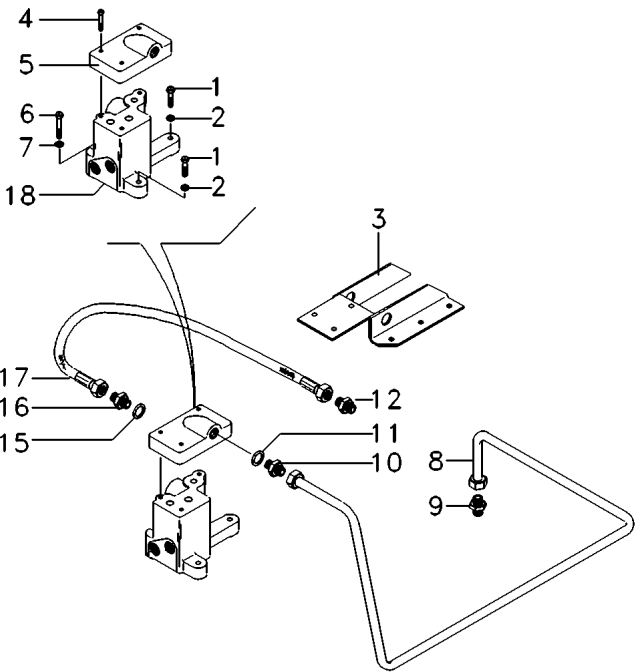
- |   |           |               |                 |
|---|-----------|---------------|-----------------|
| 2 | PARAFUSO  | BOLT          | PERNO           |
| 2 | ARRUELA   | WASHER        | ARANDELA        |
| 1 | SUPORTE   | BRACKET       | SOPORTE         |
| 1 | MANGUEIRA | HOSE          | FLEXIBLE        |
| 1 | CONEXÃO   | CONNECTION    | CONEXION        |
| 2 | CONEXÃO   | CONNECTION    | CONEXION        |
| 1 | MANGUEIRA | HOSE          | FLEXIBLE        |
| 1 | TUBO      | PIPE          | CANO            |
| 1 | CONEXÃO   | CONNECTION    | CONEXION        |
| 1 | CONEXÃO   | CONNECTION    | CONEXION        |
| 1 | ARRUELA   | WASHER        | ARANDELA        |
| 1 | CONEXÃO   | CONNECTION    | CONEXION        |
| 2 | ARRUELA   | WASHER        | ARANDELA        |
| 2 | CONEXÃO   | CONNECTION    | CONEXION        |
| 1 | ARRUELA   | WASHER        | ARANDELA        |
| 1 | CONEXÃO   | CONNECTION    | CONEXION        |
| 1 | MANGUEIRA | HOSE          | FLEXIBLE        |
| 1 | ADAPTADOR | ADAPTOR       | ADAPTADOR       |
| 1 | ARRUELA   | WASHER        | ARANDELA        |
| 1 | PARAFUSO  | BOLT          | PERNO           |
| 1 | VÁLVULA   | CONTROL VALVE | VALVULA CONTROL |
| 3 | PARAFUSO  | BOLT          | PERNO           |



Sistema Hidráulico  
Hydraulic System  
Sistema Hidráulico

70-80

Com Fluxo Combinado - Com Cabine  
With Combined Flow - With Cab  
Con Combined Flow - Con Cabina

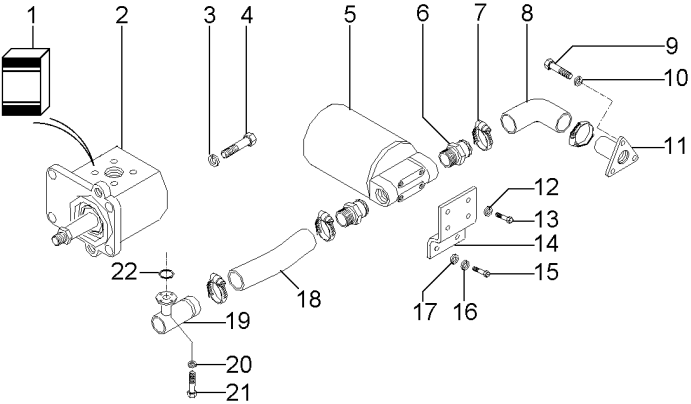


- 1 339287X1
- 2 353446X1
- 3 039234S1
- 4 3009288X1
- 5 059112T1
- 6 3009288X1
- 7 829185M1
- 8 059611P1
- 9 039582T1
- 10 039290T1
- 11 039291T1
- 12 039582T1
- 15 391313X1
- 16 023644T1
- 17 3412785M91
- 18 059309P1

- 2 PARAFUSO
- 2 ARRUELA
- 1 SUPORTE
- 3 PARAFUSO
- 1 VÁLVULA
- 1 PARAFUSO
- 1 ARRUELA
- 1 TUBO
- 1 CONEXÃO
- 1 CONEXÃO
- 1 ARRUELA
- 1 CONEXÃO
- 1 ARRUELA
- 1 CONEXÃO
- 1 MANGUEIRA
- 1 ADAPTADOR

- BOLT
- WASHER
- BRACKET
- BOLT
- CONTROL VALVE
- BOLT
- WASHER
- PIPE
- CONNECTION
- CONNECTION
- WASHER
- CONNECTION
- WASHER
- CONNECTION
- HOSE
- ADAPTOR

- PERNO
- ARANDELA
- SOPORTE
- PERNO
- VALVULA CONTROL
- PERNO
- ARANDELA
- CANO
- CONEXION
- CONEXION
- ARANDELA
- CONEXION
- ARANDELA
- CONEXION
- FLEXIBLE
- ADAPTADOR

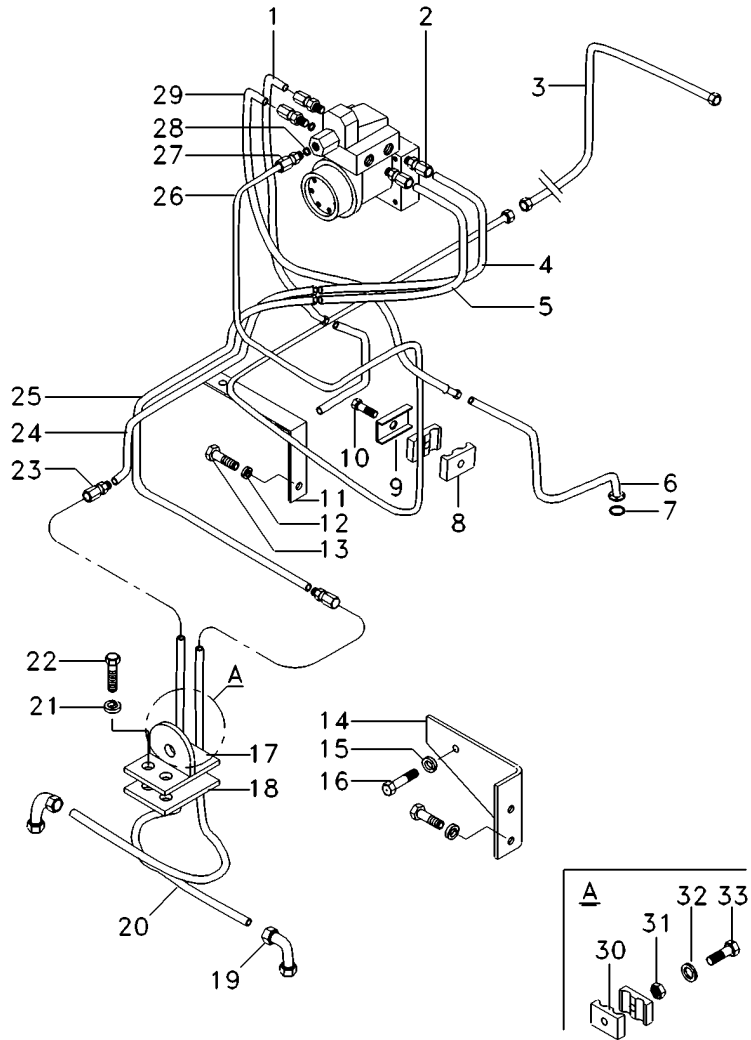


1	2	1 JG. REPARO	KIT, REPAIR	JUEGO REPARACION
2 063360T1		1 BOMBA	PUMP	BOMBA
3 353446X1		4 ARRUELA	WASHER	ARANDELA
4 339761X1		4 PARAFUSO	BOLT	PERNO
5 020388T2	👁 70-440 No	1 CJ. FILTRO	KIT, FILTER	JUEGO FILTRO
6 020529P1		2 CONEXÃO	CONNECTION	CONEXION
7 490803M1		4 BRAÇADEIRA	CLAMP	ABRAZADERA
8 020528P1		1 MANGUEIRA	HOSE	FLEXIBLE
9 353691X1		3 PARAFUSO	BOLT	PERNO
10 353434X1		3 ARRUELA	WASHER	ARANDELA
11 020380S1		1 FLANGE	FLANGE	PLETINA
12 353446X1		4 ARRUELA	WASHER	ARANDELA
13 353677X1		4 PARAFUSO	BOLT	PERNO
14 020382P1		1 SUPORTE	BRACKET	SOPORTE
15 353693X1		2 PARAFUSO	BOLT	PERNO
16 353434X1		2 ARRUELA	WASHER	ARANDELA
17 355619X1		2 ARRUELA	WASHER	ARANDELA
18 063589P1		1 MANGUEIRA	HOSE	FLEXIBLE
19 023630S1		1 FLANGE	FLANGE	PLETINA
20 339375X1		8 ARRUELA	WASHER	ARANDELA
21 391979X1		8 PARAFUSO	BOLT	PERNO
22 831527M1		1 ANEL "O"	O RING	JUNTA TORICA

Direção E Controle Remoto  
Remote Control And Steering  
Dirección Y Controle Remoto

70-90

Sem Tdp  
Without Tdp  
Sin Tdf



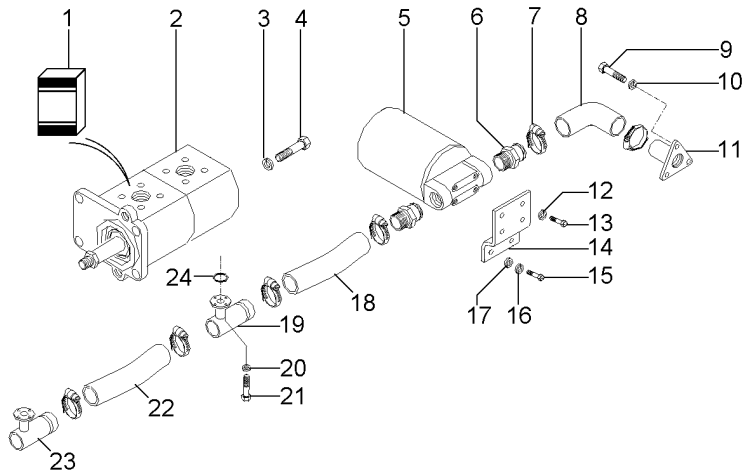
- 1 036458T1
- 2 047154T1
- 3 3412606M92
- 4 039584T1
- 5 023347T1
- 6 036550S1
- 7 035881P1
- 8 3585143M1
- 9 3146897M1
- 10 339291X1
- 11 036540P1
- 12 353446X1
- 13 339123X1
- 14 045355P1
- 15 339376X1
- 16 339081X1
- 17 3585070M91
- 18 023347T1
- 19 3411947M91
- 20 044073T1
- 21 353434X1
- 22 353691X1
- 23 023883T1
- 24 036548P1
- 25 036547P1
- 26 050534P1
- 27 039290T1
- 28 039291T1
- 29 3412606M92
- 30 033212P1
- 31 339030X1
- 32 339375X1
- 33 3468414M1

- |              |               |              |
|--------------|---------------|--------------|
| 1 MANGUEIRA  | HOSE          | FLEXIBLE     |
| 3 CONEXÃO    | CONNECTION    | CONEXION     |
| 1 MANGUEIRA  | HOSE          | FLEXIBLE     |
| 1 MANGUEIRA  | HOSE          | FLEXIBLE     |
| 1 MANGUEIRA  | HOSE          | FLEXIBLE     |
| 1 TUBO       | PIPE          | CANO         |
| 1 ANEL "O"   | O RING        | JUNTA TORICA |
| 8 BRAÇADEIRA | CLAMP         | ABRAZADERA   |
| 4 REFORÇO    | REINFORCEMENT | REFUERZO     |
| 1 PARAFUSO   | BOLT          | PERNO        |
| 1 SUPORTE    | BRACKET       | SOPORTE      |
| 1 ARRUELA    | WASHER        | ARANDELA     |
| 1 PARAFUSO   | BOLT          | PERNO        |
| 1 SUPORTE    | BRACKET       | SOPORTE      |
| 2 ARRUELA    | WASHER        | ARANDELA     |
| 2 PARAFUSO   | BOLT          | PERNO        |
| 1 SUPORTE    | BRACKET       | SOPORTE      |
| 2 MANGUEIRA  | HOSE          | FLEXIBLE     |
| 2 CONEXÃO    | CONNECTION    | CONEXION     |
| 2 MANGUEIRA  | HOSE          | FLEXIBLE     |
| 2 ARRUELA    | WASHER        | ARANDELA     |
| 2 PARAFUSO   | BOLT          | PERNO        |
| 2 CONEXÃO    | CONNECTION    | CONEXION     |
| 1 TUBO       | PIPE          | CANO         |
| 1 TUBO       | PIPE          | CANO         |
| 1 TUBO       | PIPE          | CANO         |
| 2 CONEXÃO    | CONNECTION    | CONEXION     |
| 2 ARRUELA    | WASHER        | ARANDELA     |
| 1 MANGUEIRA  | HOSE          | FLEXIBLE     |
| 2 BRAÇADEIRA | CLAMP         | ABRAZADERA   |
| 1 PORCA      | NUT           | TUERCA       |
| 1 ARRUELA    | WASHER        | ARANDELA     |
| 1 PARAFUSO   | BOLT          | PERNO        |

Direção E Controle Remoto  
Remote Control And Steering  
Dirección Y Controle Remoto

70-95

Com Tdp  
With Tdp  
Con Tdf



70-440 No

- 1 3604260M91
- 2 062976T1
- 3 353446X1
- 4 339761X1
- 5 020388T2
- 6 020529P1
- 7 490803M1
- 8 020528P1
- 9 353691X1
- 10 353434X1
- 11 020380S1
- 12 353446X1
- 13 353677X1
- 14 020382P1
- 15 353693X1
- 16 353434X1
- 17 355619X1
- 18 063589P1
- 19 039479S1
- 20 339375X1
- 21 391979X1
- 22 039509P1
- 23 039478S1
- 24 831527M1

- 1 JG. REPARO
- 1 BOMBA
- 4 ARRUELA
- 4 PARAFUSO
- 1 CJ. FILTRO
- 2 CONEXÃO
- 6 BRAÇADEIRA
- 1 MANGUEIRA
- 3 PARAFUSO
- 3 ARRUELA
- 1 FLANGE
- 4 ARRUELA
- 4 PARAFUSO
- 1 SUPORTE
- 2 PARAFUSO
- 2 ARRUELA
- 2 ARRUELA
- 1 MANGUEIRA
- 1 FLANGE
- 16 ARRUELA
- 16 PARAFUSO
- 1 MANGUEIRA
- 1 FLANGE
- 2 ANEL "O"

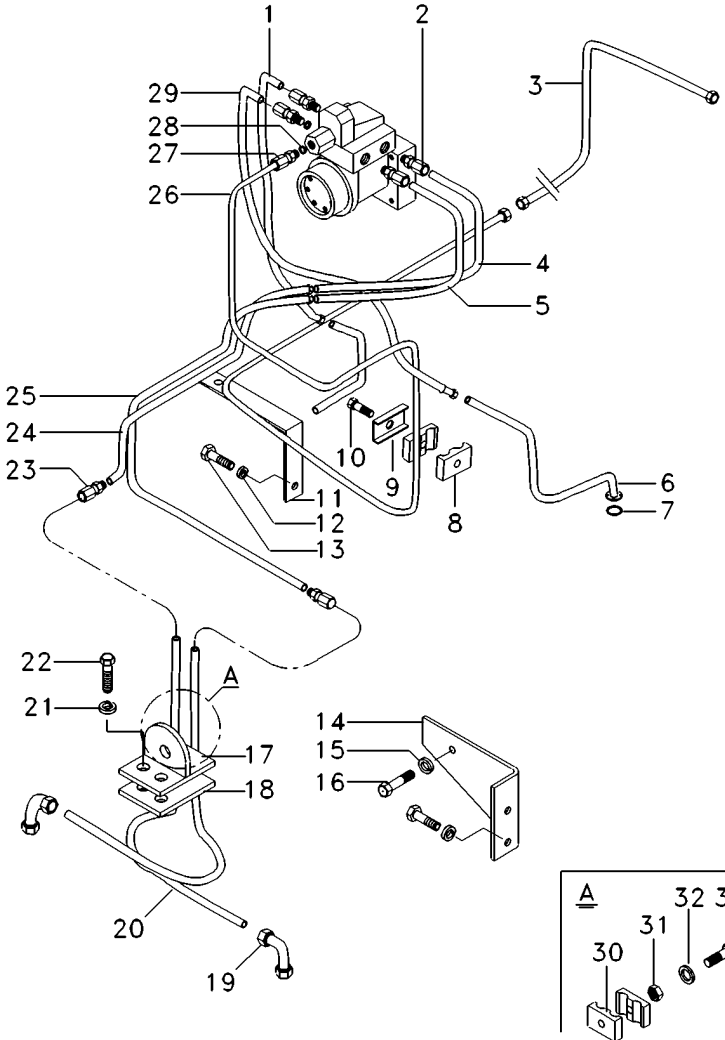
- KIT, REPAIR
- PUMP
- WASHER
- BOLT
- KIT, FILTER
- CONNECTION
- CLAMP
- HOSE
- BOLT
- WASHER
- WASHER
- BRACKET
- BOLT
- WASHER
- WASHER
- HOSE
- FLANGE
- WASHER
- BOLT
- HOSE
- FLANGE
- O RING

- JUEGO REPARACION
- BOMBA
- ARANDELA
- PERNO
- JUEGO FILTRO
- CONEXION
- ABRAZADERA
- FLEXIBLE
- PERNO
- ARANDELA
- ARANDELA
- PLETINA
- ARANDELA
- PERNO
- SOPORTE
- PERNO
- ARANDELA
- ARANDELA
- FLEXIBLE
- PLETINA
- ARANDELA
- PERNO
- FLEXIBLE
- PLETINA
- JUNTA TORICA

Direção E Controle Remoto  
Remote Control And Steering  
Dirección Y Controle Remoto

70-100

Com Tdp  
With Tdp  
Con Tdf



- 1 036458T1
- 2 047154T1
- 3 3412606M92
- 4 039584T1
- 5 023347T1
- 6 036550S1
- 7 035881P1
- 8 3585143M1
- 9 3146897M1
- 10 339291X1
- 11 036540P1
- 12 353446X1
- 13 339123X1
- 14 045355P1
- 15 339376X1
- 16 339081X1
- 17 3585070M91
- 18 023347T1
- 19 3411947M91
- 20 044073T1
- 21 353434X1
- 22 353691X1
- 23 023883T1
- 24 036548P1
- 25 036547P1
- 26 050534P1
- 27 039290T1
- 28 039291T1
- 29 3412606M92
- 30 033212P1
- 31 339030X1
- 32 339375X1
- 33 3468414M1

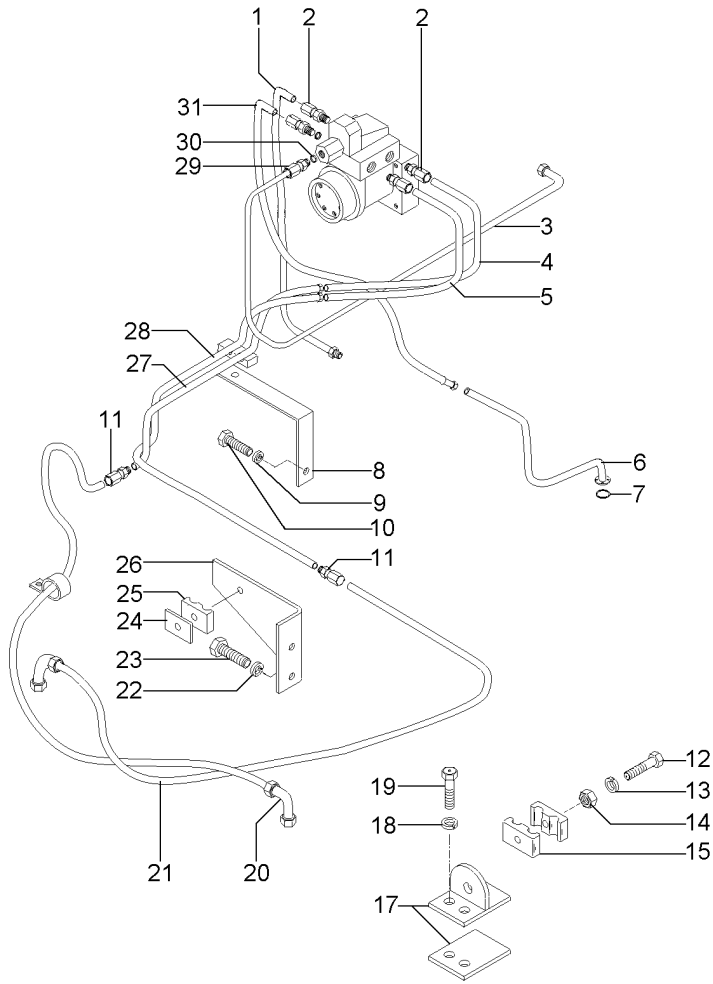
- |              |               |              |
|--------------|---------------|--------------|
| 1 MANGUEIRA  | HOSE          | FLEXIBLE     |
| 3 CONEXÃO    | CONNECTION    | CONEXION     |
| 1 MANGUEIRA  | HOSE          | FLEXIBLE     |
| 1 MANGUEIRA  | HOSE          | FLEXIBLE     |
| 1 MANGUEIRA  | HOSE          | FLEXIBLE     |
| 1 TUBO       | PIPE          | CANO         |
| 2 ANEL "O"   | O RING        | JUNTA TORICA |
| 8 BRAÇADEIRA | CLAMP         | ABRAZADERA   |
| 4 REFORÇO    | REINFORCEMENT | REFUERZO     |
| 1 PARAFUSO   | BOLT          | PERNO        |
| 1 SUPORTE    | BRACKET       | SOPORTE      |
| 1 ARRUELA    | WASHER        | ARANDELA     |
| 1 PARAFUSO   | BOLT          | PERNO        |
| 1 SUPORTE    | BRACKET       | SOPORTE      |
| 2 ARRUELA    | WASHER        | ARANDELA     |
| 2 PARAFUSO   | BOLT          | PERNO        |
| 1 SUPORTE    | BRACKET       | SOPORTE      |
| 2 MANGUEIRA  | HOSE          | FLEXIBLE     |
| 2 CONEXÃO    | CONNECTION    | CONEXION     |
| 2 MANGUEIRA  | HOSE          | FLEXIBLE     |
| 2 ARRUELA    | WASHER        | ARANDELA     |
| 2 PARAFUSO   | BOLT          | PERNO        |
| 2 CONEXÃO    | CONNECTION    | CONEXION     |
| 1 TUBO       | PIPE          | CANO         |
| 1 TUBO       | PIPE          | CANO         |
| 1 TUBO       | PIPE          | CANO         |
| 2 CONEXÃO    | CONNECTION    | CONEXION     |
| 2 ARRUELA    | WASHER        | ARANDELA     |
| 1 MANGUEIRA  | HOSE          | FLEXIBLE     |
| 2 BRAÇADEIRA | CLAMP         | ABRAZADERA   |
| 1 PORCA      | NUT           | TUERCA       |
| 1 ARRUELA    | WASHER        | ARANDELA     |
| 1 PARAFUSO   | BOLT          | PERNO        |

Bomba Hidr. Da Direção E Controle Remoto  
Steering Hydraulic Pump And Remote Contr  
Bomba Hidraulica De La Direccion Y Contr

Sem Tdp  
Without Tdp  
Sem Tdp

70-105

Com Cabine  
With Cab  
Con Cabina



- 1 036458T1
- 2 047154T1
- 3 050117T1
- 4 039584T1
- 5 023347T1
- 6 036550S1
- 7 035881P1
- 8 036540P1
- 9 353446X1
- 10 339123X1
- 11 023883T1
- 12 3468414M1
- 13 339375X1
- 14 339030X1
- 15 033212P1
- 17 3585070M91
- 18 353434X1
- 19 353691X1
- 20 3411947M91
- 21 044073T1
- 22 339376X1
- 23 339081X1
- 24 3146897M1
- 25 3585143M1
- 26 045355P1
- 27 036548P1
- 28 036547P1
- 29 039290T1
- 30 039291T1
- 31 036730T1

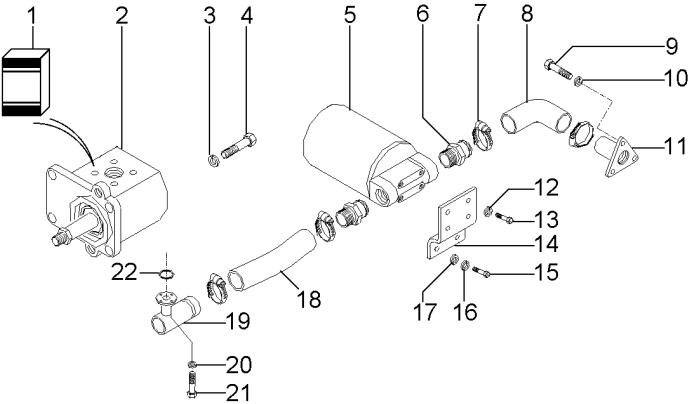
- |              |               |              |
|--------------|---------------|--------------|
| 1 MANGUEIRA  | HOSE          | FLEXIBLE     |
| 3 CONEXÃO    | CONNECTION    | CONEXION     |
| 1 MANGUEIRA  | HOSE          | FLEXIBLE     |
| 1 MANGUEIRA  | HOSE          | FLEXIBLE     |
| 1 MANGUEIRA  | HOSE          | FLEXIBLE     |
| 1 TUBO       | PIPE          | CANO         |
| 1 ANEL "O"   | O RING        | JUNTA TORICA |
| 1 SUPORTE    | BRACKET       | SOPORTE      |
| 1 ARRUELA    | WASHER        | ARANDELA     |
| 1 PARAFUSO   | BOLT          | PERNO        |
| 2 CONEXÃO    | CONNECTION    | CONEXION     |
| 1 PARAFUSO   | BOLT          | PERNO        |
| 1 ARRUELA    | WASHER        | ARANDELA     |
| 1 PORCA      | NUT           | TUERCA       |
| 2 BRAÇADEIRA | CLAMP         | ABRAZADERA   |
| 1 SUPORTE    | BRACKET       | SOPORTE      |
| 2 ARRUELA    | WASHER        | ARANDELA     |
| 2 PARAFUSO   | BOLT          | PERNO        |
| 2 CONEXÃO    | CONNECTION    | CONEXION     |
| 2 MANGUEIRA  | HOSE          | FLEXIBLE     |
| 2 ARRUELA    | WASHER        | ARANDELA     |
| 2 PARAFUSO   | BOLT          | PERNO        |
| 2 REFORÇO    | REINFORCEMENT | REFUERZO     |
| 4 BRAÇADEIRA | CLAMP         | ABRAZADERA   |
| 1 SUPORTE    | BRACKET       | SOPORTE      |
| 1 TUBO       | PIPE          | CANO         |
| 1 TUBO       | PIPE          | CANO         |
| 2 CONEXÃO    | CONNECTION    | CONEXION     |
| 2 ARRUELA    | WASHER        | ARANDELA     |
| 1 MANGUEIRA  | HOSE          | FLEXIBLE     |

Bomba Hidr. Da Direção E Controle Remoto  
Steering Hydraulic Pump And Remote Contr  
Bomba Hidraulica De La Direccion Y Contr

Sem Tdp  
Without Tdp  
Sem Tdp

70-110

Com Cabine  
With Cab  
Con Cabina



- 1
- 2 063360T1
- 3 353446X1
- 4 339761X1
- 5 020388T2
- 6 020529P1
- 7 490803M1
- 8 020528P1
- 9 353691X1
- 10 353434X1
- 11 020380S1
- 12 353446X1
- 13 353677X1
- 14 020382P1
- 15 353693X1
- 16 353434X1
- 17 355619X1
- 18 063589P1
- 19 023630S1
- 20 339375X1
- 21 391979X1
- 22 831527M1

70-440 No

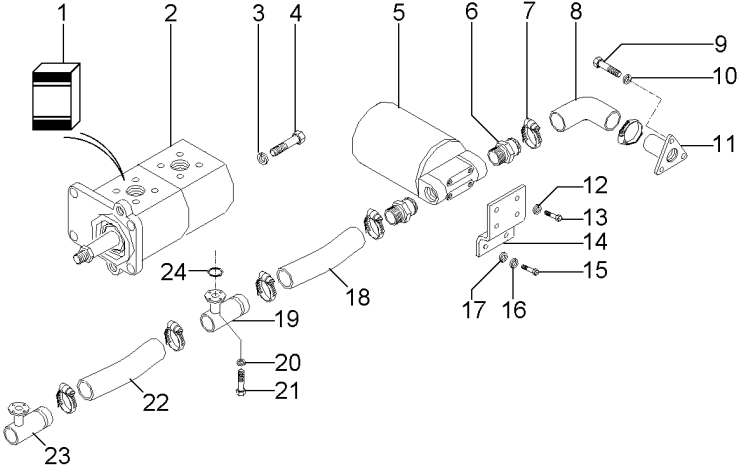
- |              |             |                  |
|--------------|-------------|------------------|
| 1 JG. REPARO | KIT, REPAIR | JUEGO REPARACION |
| 1 BOMBA      | PUMP        | BOMBA            |
| 4 ARRUELA    | WASHER      | ARANDELA         |
| 4 PARAFUSO   | BOLT        | PERNO            |
| 1 CJ. FILTRO | KIT, FILTER | JUEGO FILTRO     |
| 2 CONEXÃO    | CONNECTION  | CONEXION         |
| 4 BRAÇADEIRA | CLAMP       | ABRAZADERA       |
| 1 MANGUEIRA  | HOSE        | FLEXIBLE         |
| 3 PARAFUSO   | BOLT        | PERNO            |
| 3 ARRUELA    | WASHER      | ARANDELA         |
| 1 FLANGE     | FLANGE      | PLETINA          |
| 4 ARRUELA    | WASHER      | ARANDELA         |
| 4 PARAFUSO   | BOLT        | PERNO            |
| 1 SUPORTE    | BRACKET     | SOPORTE          |
| 2 PARAFUSO   | BOLT        | PERNO            |
| 2 ARRUELA    | WASHER      | ARANDELA         |
| 2 ARRUELA    | WASHER      | ARANDELA         |
| 1 MANGUEIRA  | HOSE        | FLEXIBLE         |
| 1 FLANGE     | FLANGE      | PLETINA          |
| 8 ARRUELA    | WASHER      | ARANDELA         |
| 8 PARAFUSO   | BOLT        | PERNO            |
| 1 ANEL "O"   | O RING      | JUNTA TORICA     |

Bomba Hidr. Da Direção E Controle Remoto  
Steering Hydraulic Pump And Remote Contr  
Bomba Hidraulica De La Direccion Y Contr

Com Tdp  
With Pto  
Con Tdf

70-115

Com Cabine  
With Cab  
Con Cabina



- 1 3604260M91
- 2 062976T1
- 3 353446X1
- 4 339761X1
- 5 020388T2
- 6 020529P1
- 7 490803M1
- 8 020528P1
- 9 353691X1
- 10 353434X1
- 11 020380S1
- 12 353446X1
- 13 353677X1
- 14 020382P1
- 15 353693X1
- 16 353434X1
- 17 355619X1
- 18 072032P1
- 19 039479S1
- 20 339375X1
- 21 391979X1
- 22 039509P1
- 23 039478S1
- 24 831527M1

70-440 No

- 1 JG. REPARO
- 1 BOMBA
- 4 ARRUELA
- 4 PARAFUSO
- 1 CJ. FILTRO
- 2 CONEXÃO
- 6 BRAÇADEIRA
- 1 MANGUEIRA
- 3 PARAFUSO
- 3 ARRUELA
- 1 FLANGE
- 4 ARRUELA
- 4 PARAFUSO
- 1 SUPORTE
- 2 PARAFUSO
- 2 ARRUELA
- 2 ARRUELA
- 1 MANGUEIRA
- 1 FLANGE
- 16 ARRUELA
- 16 PARAFUSO
- 1 MANGUEIRA
- 1 FLANGE
- 2 ANEL "O"

- KIT, REPAIR
- PUMP
- WASHER
- BOLT
- KIT, FILTER
- CONNECTION
- CLAMP
- HOSE
- BOLT
- WASHER
- WASHER
- BOLT
- BRACKET
- BOLT
- WASHER
- WASHER
- HOSE
- FLANGE
- WASHER
- BOLT
- HOSE
- FLANGE
- O RING

- JUEGO REPARACION
- BOMBA
- ARANDELA
- PERNO
- JUEGO FILTRO
- CONEXION
- ABRAZADERA
- FLEXIBLE
- PERNO
- ARANDELA
- ARANDELA
- PERNO
- SOPORTE
- PERNO
- ARANDELA
- ARANDELA
- FLEXIBLE
- PLETINA
- ARANDELA
- PERNO
- FLEXIBLE
- PLETINA
- JUNTA TORICA

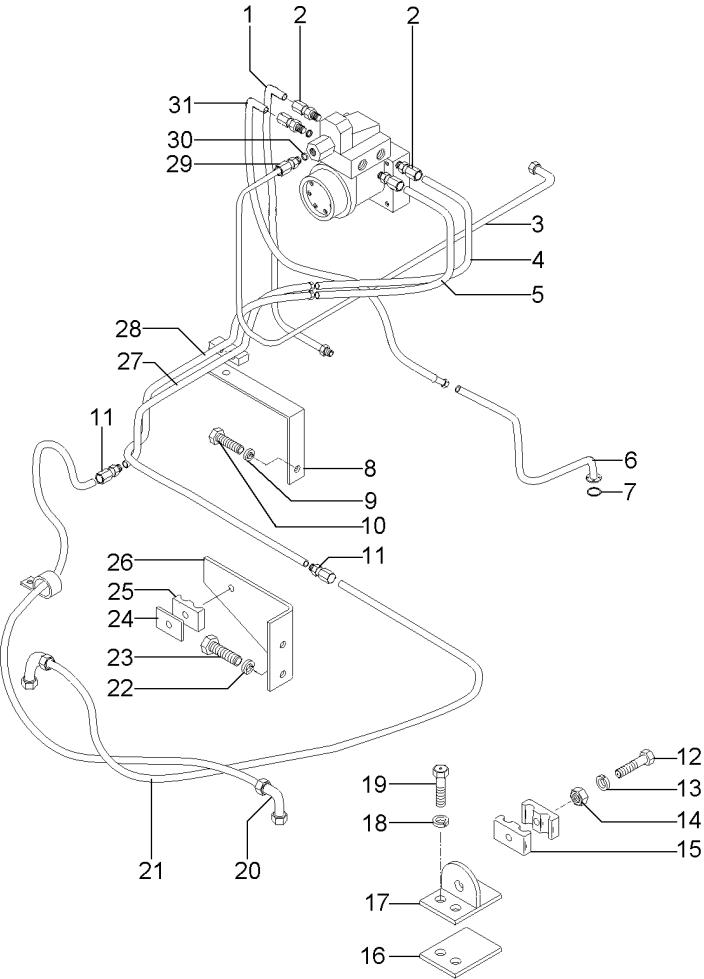


Bomba Hidr. Da Direção E Controle Remoto  
Steering Hydraulic Pump And Remote Contr  
Bomba Hidraulica De La Direccion Y Contr

Com Tdp  
With Pto  
Con Tdf

70-120

Com Cabine  
With Cab  
Con Cabina



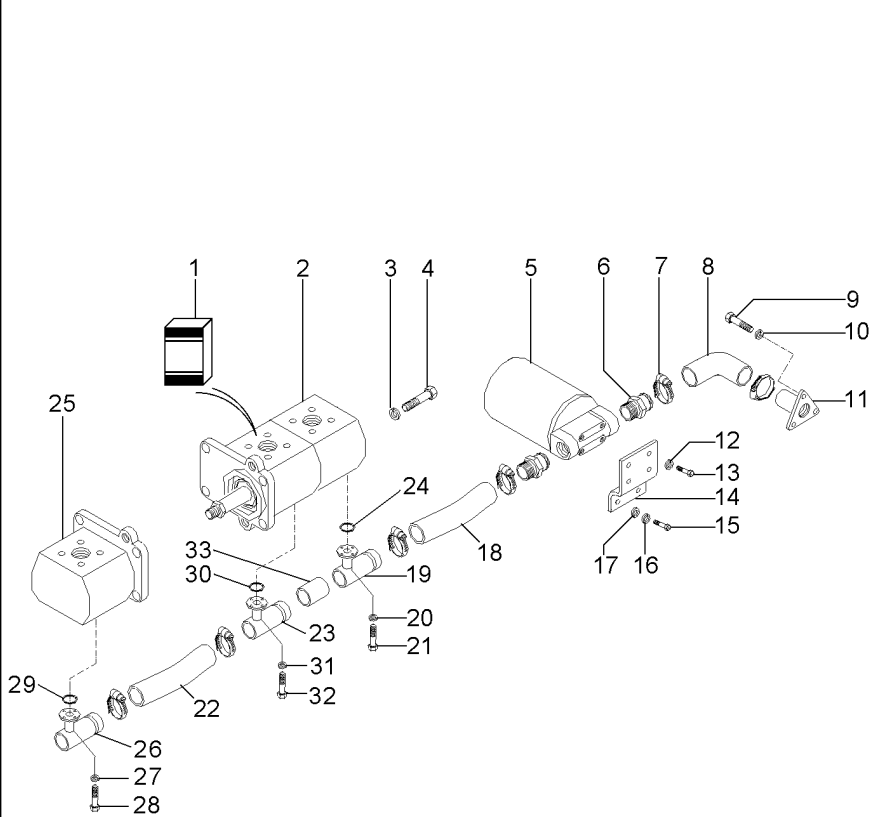
- 1 036458T1
- 2 047154T1
- 3 050117T1
- 4 039584T1
- 5 023347T1
- 6 036550S1
- 7 035881P1
- 8 036540P1
- 9 353446X1
- 10 339123X1
- 11 023883T1
- 12 3468414M1
- 13 339375X1
- 14 339030X1
- 15 033212P1
- 17 3585070M91
- 18 353434X1
- 19 353691X1
- 20 3411947M91
- 21 044073T1
- 22 339376X1
- 23 339081X1
- 24 3146897M1
- 25 3585143M1
- 26 045355P1
- 27 036548P1
- 28 036547P1
- 29 039290T1
- 30 039921T1
- 31 036730T1

- |              |               |              |
|--------------|---------------|--------------|
| 1 MANGUEIRA  | HOSE          | FLEXIBLE     |
| 3 CONEXÃO    | CONNECTION    | CONEXION     |
| 1 MANGUEIRA  | HOSE          | FLEXIBLE     |
| 1 MANGUEIRA  | HOSE          | FLEXIBLE     |
| 1 MANGUEIRA  | HOSE          | FLEXIBLE     |
| 1 TUBO       | PIPE          | CANO         |
| 2 ANEL "O"   | O RING        | JUNTA TORICA |
| 1 SUPORTE    | BRACKET       | SOPORTE      |
| 1 ARRUELA    | WASHER        | ARANDELA     |
| 1 PARAFUSO   | BOLT          | PERNO        |
| 2 CONEXÃO    | CONNECTION    | CONEXION     |
| 1 PARAFUSO   | BOLT          | PERNO        |
| 1 ARRUELA    | WASHER        | ARANDELA     |
| 1 PORCA      | NUT           | TUERCA       |
| 2 BRAÇADEIRA | CLAMP         | ABRAZADERA   |
| 2 SUPORTE    | BRACKET       | SOPORTE      |
| 2 ARRUELA    | WASHER        | ARANDELA     |
| 2 PARAFUSO   | BOLT          | PERNO        |
| 2 CONEXÃO    | CONNECTION    | CONEXION     |
| 2 MANGUEIRA  | HOSE          | FLEXIBLE     |
| 2 ARRUELA    | WASHER        | ARANDELA     |
| 2 PARAFUSO   | BOLT          | PERNO        |
| 2 REFORÇO    | REINFORCEMENT | REFUERZO     |
| 4 BRAÇADEIRA | CLAMP         | ABRAZADERA   |
| 1 SUPORTE    | BRACKET       | SOPORTE      |
| 1 TUBO       | PIPE          | CANO         |
| 1 TUBO       | PIPE          | CANO         |
| 2 CONEXÃO    | CONNECTION    | CONEXION     |
| 2 ARRUELA    | WASHER        | ARANDELA     |
| 1 MANGUEIRA  | HOSE          | FLEXIBLE     |

Bomba Hidr. Da Direção E Controle Remoto  
Steering Hydraulic Pump And Remote Contr  
Bomba Hidraulica De La Direccion Y Contr

70-125

Com Fluxo Combinado - Sem Cabine  
With Combined Flow - Without Cab  
Con Combined Flow - Sin Cabina



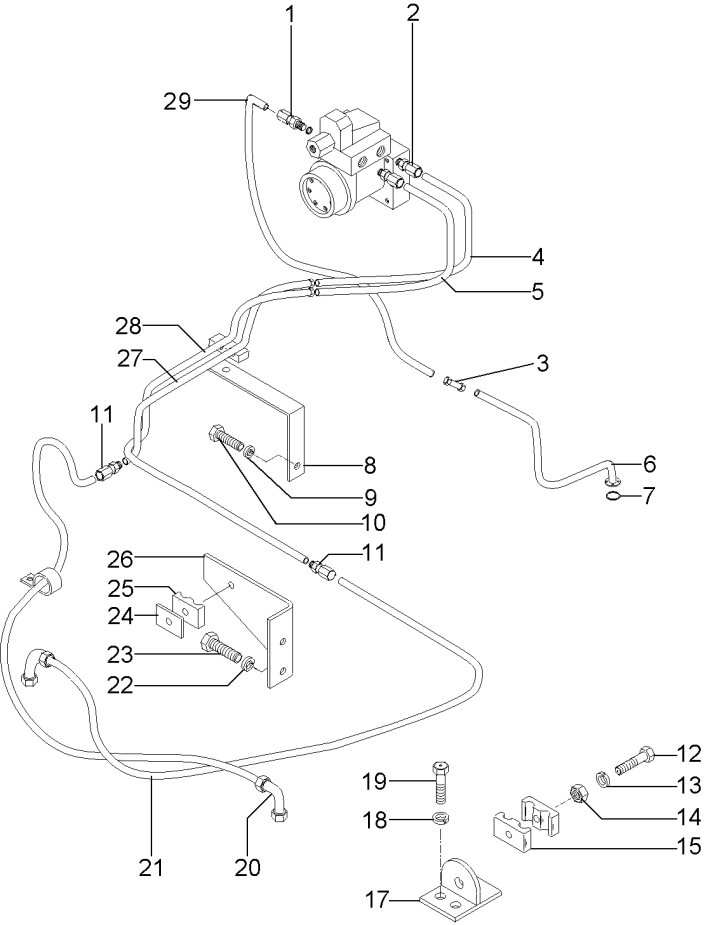
- 1
- 2 067000T1
- 3 339374X1
- 4 390796X1
- 5 6205085M91
- 6 6205090M1
- 7 490804M1
- 8 071755P1
- 9 353679X1
- 10 353446X1
- 11 6205068M91
- 12 339374X1
- 13 339761X1
- 14 6206643M91
- 15 353693X1
- 16 353434X1
- 17 353756X1
- 18 6204984M1
- 19 6204903M91
- 20 339375X1
- 21 391979X1
- 22 6204986M1
- 23 6204983M91
- 24 831527M1
- 25 067001T1
- 26 6204912M91
- 27 339374X1
- 28 390796X1
- 29 1001489M1
- 30 1001489M1
- 31 339374X1
- 32 390796X1
- 33 6204985M1

- |                  |             |                  |
|------------------|-------------|------------------|
| 1 JG. REPARO     | KIT, REPAIR | JUEGO REPARACION |
| 1 BOMBA          | PUMP        | BOMBA            |
| 8 ARRUELA        | WASHER      | ARANDELA         |
| 8 PARAFUSO ALLEN | ALLEN BOLT  | TORNILLO ALLEN   |
| 1 FILTRO         | FILTER      | FILTRO           |
| 1 CONEXÃO        | CONNECTION  | CONEXION         |
| 5 BRAÇADEIRA     | CLAMP       | ABRAZADERA       |
| 1 MANGUEIRA      | HOSE        | FLEXIBLE         |
| 3 PARAFUSO       | BOLT        | PERNO            |
| 3 ARRUELA        | WASHER      | ARANDELA         |
| 1 FLANGE         | FLANGE      | PLETINA          |
| 5 ARRUELA        | WASHER      | ARANDELA         |
| 5 PARAFUSO       | BOLT        | PERNO            |
| 1 SUPORTE        | CLEVIS      | GANCHO SEGUR.    |
| 2 PARAFUSO       | BOLT        | PERNO            |
| 2 ARRUELA        | WASHER      | ARANDELA         |
| 4 ARRUELA        | WASHER      | ARANDELA         |
| 1 MANGUEIRA      | HOSE        | FLEXIBLE         |
| 1 FLANGE         | FLANGE      | PLETINA          |
| 4 ARRUELA        | WASHER      | ARANDELA         |
| 4 PARAFUSO       | BOLT        | PERNO            |
| 1 MANGUEIRA      | HOSE        | FLEXIBLE         |
| 1 FLANGE         | FLANGE      | PLETINA          |
| 1 ANEL "O"       | O RING      | JUNTA TORICA     |
| 1 BOMBA          | PUMP        | BOMBA            |
| 1 FLANGE         | FLANGE      | PLETINA          |
| 4 ARRUELA        | WASHER      | ARANDELA         |
| 4 PARAFUSO ALLEN | ALLEN BOLT  | TORNILLO ALLEN   |
| 1 ANEL "O"       | O RING      | JUNTA TORICA     |
| 1 ANEL "O"       | O RING      | JUNTA TORICA     |
| 4 ARRUELA        | WASHER      | ARANDELA         |
| 4 PARAFUSO ALLEN | ALLEN BOLT  | TORNILLO ALLEN   |
| 1 MANGUEIRA      | HOSE        | FLEXIBLE         |

Bomba Hidr. Da Direção E Controle Remoto  
Steering Hydraulic Pump And Remote Contr  
Bomba Hidraulica De La Direccion Y Contr

70-130

Com Fluxo Combinado - Sem Cabine  
With Combined Flow - Without Cab  
Con Combined Flow - Sin Cabina



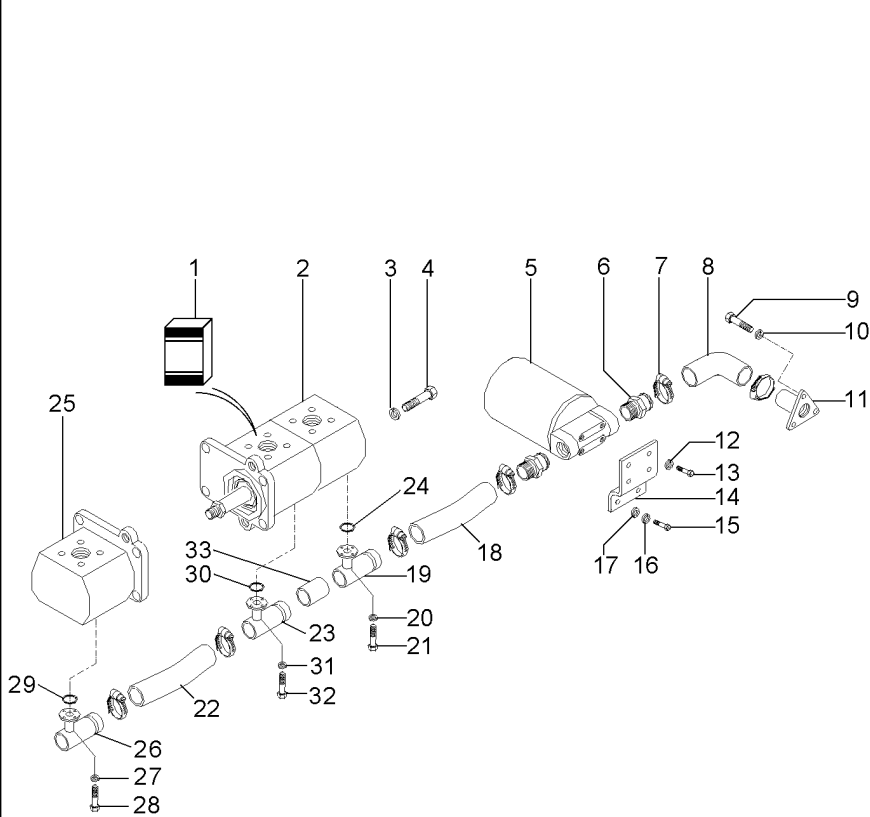
- 1 6205089M1
- 2 047154T1
- 3 6205087M1
- 4 039584T1
- 5 023347T1
- 6 6205086M91
- 7 6204922M1
- 8 036540P1
- 9 353446X1
- 10 339123X1
- 11 023883T1
- 12 3468414M1
- 13 339375X1
- 14 339030X1
- 15 033212P1
- 17 3585070M91
- 18 353434X1
- 19 353691X1
- 20 049441N1
- 21 044073T1
- 22 353446X1
- 23 353685X1
- 24 3146897M1
- 25 3500226M1
- 26 6207455M1
- 27 036548P1
- 28 036547P1
- 29 6205088M91

- |              |               |               |
|--------------|---------------|---------------|
| 1 CONEXÃO    | CONNECTION    | CONEXION      |
| 3 CONEXÃO    | CONNECTION    | CONEXION      |
| 1 CONEXÃO    | CONNECTION    | CONEXION      |
| 1 MANGUEIRA  | HOSE          | FLEXIBLE      |
| 1 MANGUEIRA  | HOSE          | FLEXIBLE      |
| 1 TUBO       | PIPE          | CANO          |
| 1 CONEXÃO    | CONNECTION    | CONEXION      |
| 1 SUPORTE    | BRACKET       | SOPORTE       |
| 1 ARRUELA    | WASHER        | ARANDELA      |
| 1 PARAFUSO   | BOLT          | PERNO         |
| 2 CONEXÃO    | CONNECTION    | CONEXION      |
| 1 PARAFUSO   | BOLT          | PERNO         |
| 1 ARRUELA    | WASHER        | ARANDELA      |
| 1 PORCA      | NUT           | TUERCA        |
| 1 BRAÇADEIRA | CLAMP         | ABRAZADERA    |
| 1 SUPORTE    | BRACKET       | SOPORTE       |
| 2 ARRUELA    | WASHER        | ARANDELA      |
| 2 PARAFUSO   | BOLT          | PERNO         |
| 2 CONEXÃO    | CONNECTION    | CONEXION      |
| 2 MANGUEIRA  | HOSE          | FLEXIBLE      |
| 2 ARRUELA    | WASHER        | ARANDELA      |
| 2 PARAFUSO   | BOLT          | PERNO         |
| 2 REFORÇO    | REINFORCEMENT | REFUERZO      |
| 1 GRAMPO     | CRAMP         | PASADOR       |
| 1 SUPORTE    | CLEVIS        | GANCHO SEGUR. |
| 1 TUBO       | PIPE          | CANO          |
| 1 TUBO       | PIPE          | CANO          |
| 1 MANGUEIRA  | HOSE          | FLEXIBLE      |

Bomba Hidr. Da Direção E Controle Remoto  
Steering Hydraulic Pump And Remote Contr  
Bomba Hidraulica De La Direccion Y Contr

70-135

Com Fluxo Combinado - Com Cabine  
With Combined Flow - With Cab  
Con Combined Flow - Con Cabina



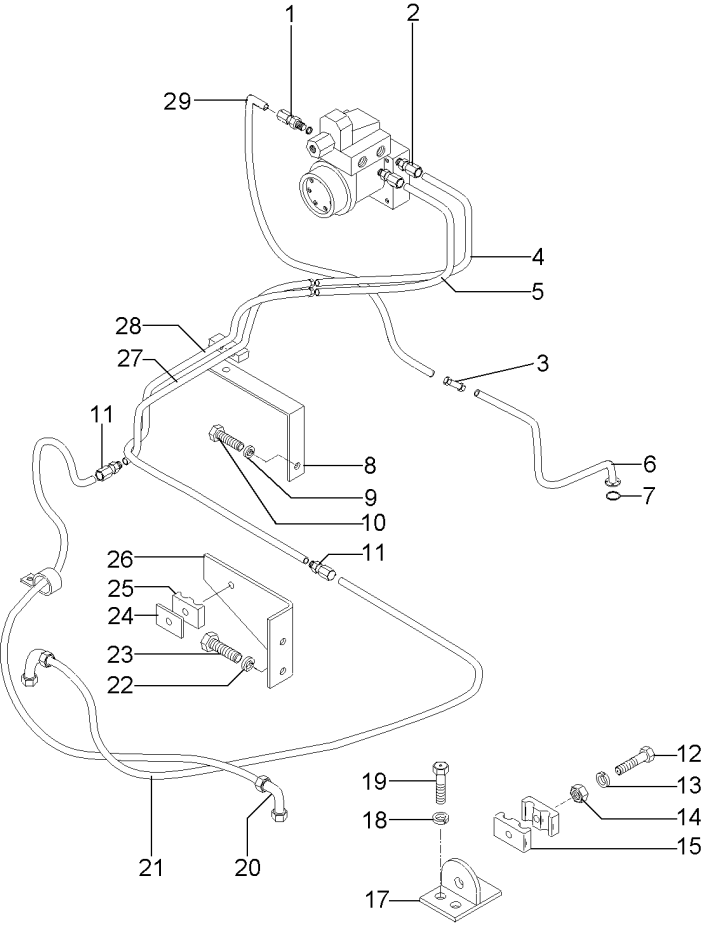
- 1
- 2 067000T1
- 3 339374X1
- 4 390796X1
- 5 6207967M91
- 6 6205090M1
- 7 490804M1
- 8 071755P1
- 9 353679X1
- 10 353446X1
- 11 6205068M91
- 12 339374X1
- 13 339761X1
- 14 6206643M91
- 15 353693X1
- 16 353434X1
- 17 353756X1
- 18 6204984M1
- 19 6204903M91
- 20 339375X1
- 21 391979X1
- 22 6204986M1
- 23 6204983M91
- 24 831527M1
- 25 067001T1
- 26 6204912M91
- 27 339374X1
- 28 390796X1
- 29 1001489M1
- 30 1001489M1
- 31 339374X1
- 32 390796X1
- 33 6204985M1

- |                  |             |                  |
|------------------|-------------|------------------|
| 1 JG. REPARO     | KIT, REPAIR | JUEGO REPARACION |
| 1 BOMBA          | PUMP        | BOMBA            |
| 8 ARRUELA        | WASHER      | ARANDELA         |
| 8 PARAFUSO ALLEN | ALLEN BOLT  | TORNILLO ALLEN   |
| 1 FILTRO         | FILTER      | FILTRO           |
| 1 CONEXÃO        | CONNECTION  | CONEXION         |
| 5 BRAÇADEIRA     | CLAMP       | ABRAZADERA       |
| 1 MANGUEIRA      | HOSE        | FLEXIBLE         |
| 3 PARAFUSO       | BOLT        | PERNO            |
| 3 ARRUELA        | WASHER      | ARANDELA         |
| 1 FLANGE         | FLANGE      | PLETINA          |
| 5 ARRUELA        | WASHER      | ARANDELA         |
| 5 PARAFUSO       | BOLT        | PERNO            |
| 1 SUPORTE        | CLEVIS      | GANCHO SEGUR.    |
| 2 PARAFUSO       | BOLT        | PERNO            |
| 2 ARRUELA        | WASHER      | ARANDELA         |
| 4 ARRUELA        | WASHER      | ARANDELA         |
| 1 MANGUEIRA      | HOSE        | FLEXIBLE         |
| 1 FLANGE         | FLANGE      | PLETINA          |
| 4 ARRUELA        | WASHER      | ARANDELA         |
| 4 PARAFUSO       | BOLT        | PERNO            |
| 1 MANGUEIRA      | HOSE        | FLEXIBLE         |
| 1 FLANGE         | FLANGE      | PLETINA          |
| 1 ANEL "O"       | O RING      | JUNTA TORICA     |
| 1 BOMBA          | PUMP        | BOMBA            |
| 1 FLANGE         | FLANGE      | PLETINA          |
| 4 ARRUELA        | WASHER      | ARANDELA         |
| 4 PARAFUSO ALLEN | ALLEN BOLT  | TORNILLO ALLEN   |
| 1 ANEL "O"       | O RING      | JUNTA TORICA     |
| 1 ANEL "O"       | O RING      | JUNTA TORICA     |
| 4 ARRUELA        | WASHER      | ARANDELA         |
| 4 PARAFUSO ALLEN | ALLEN BOLT  | TORNILLO ALLEN   |
| 1 MANGUEIRA      | HOSE        | FLEXIBLE         |

Bomba Hidr. Da Direção E Controle Remoto  
Steering Hydraulic Pump And Remote Contr  
Bomba Hidraulica De La Direccion Y Contr

70-140

Com Fluxo Combinado - Com Cabine  
With Combined Flow - With Cab  
Con Combined Flow - Con Cabina



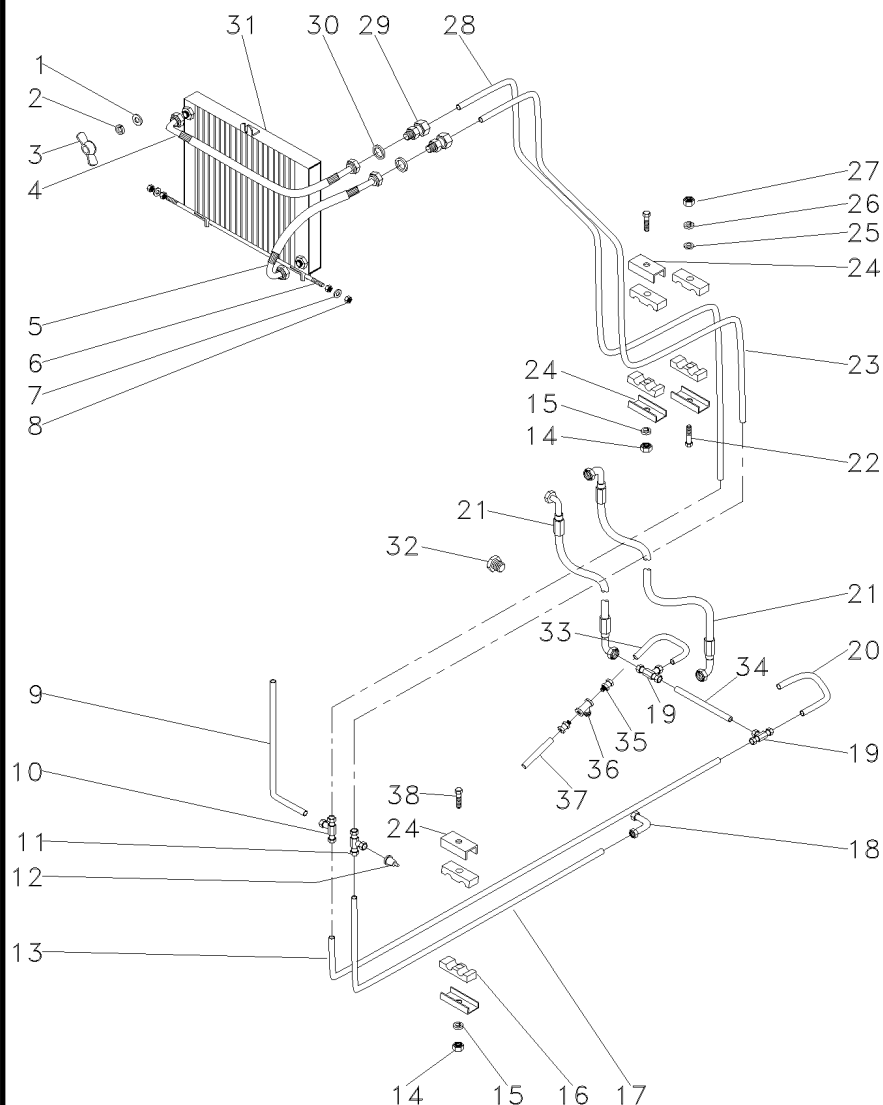
- 1 6208380M1
- 2 047154T1
- 3 6205087M1
- 4 036458T1
- 5 036458T1
- 6 6205086M91
- 7 6204922M1
- 8 036540P1
- 9 353446X1
- 10 339123X1
- 11 023883T1
- 12 3468414M1
- 13 339375X1
- 14 339030X1
- 15 033212P1
- 17 3585070M91
- 18 353434X1
- 19 353691X1
- 20 049441N1
- 21 044073T1
- 22 353446X1
- 23 353685X1
- 24 3146897M1
- 25 3500226M1
- 26 6207455M1
- 27 036548P1
- 28 036547P1
- 29 6208381M91

- |              |               |               |
|--------------|---------------|---------------|
| 1 CONEXÃO    | CONNECTION    | CONEXION      |
| 3 CONEXÃO    | CONNECTION    | CONEXION      |
| 1 CONEXÃO    | CONNECTION    | CONEXION      |
| 1 MANGUEIRA  | HOSE          | FLEXIBLE      |
| 1 MANGUEIRA  | HOSE          | FLEXIBLE      |
| 1 TUBO       | PIPE          | CANO          |
| 1 CONEXÃO    | CONNECTION    | CONEXION      |
| 1 SUPORTE    | BRACKET       | SOPORTE       |
| 1 ARRUELA    | WASHER        | ARANDELA      |
| 1 PARAFUSO   | BOLT          | PERNO         |
| 2 CONEXÃO    | CONNECTION    | CONEXION      |
| 1 PARAFUSO   | BOLT          | PERNO         |
| 1 ARRUELA    | WASHER        | ARANDELA      |
| 1 PORCA      | NUT           | TUERCA        |
| 1 BRAÇADEIRA | CLAMP         | ABRAZADERA    |
| 1 SUPORTE    | BRACKET       | SOPORTE       |
| 2 ARRUELA    | WASHER        | ARANDELA      |
| 2 PARAFUSO   | BOLT          | PERNO         |
| 2 CONEXÃO    | CONNECTION    | CONEXION      |
| 2 MANGUEIRA  | HOSE          | FLEXIBLE      |
| 2 ARRUELA    | WASHER        | ARANDELA      |
| 2 PARAFUSO   | BOLT          | PERNO         |
| 2 REFORÇO    | REINFORCEMENT | REFUERZO      |
| 1 GRAMPO     | CRAMP         | PASADOR       |
| 1 SUPORTE    | CLEVIS        | GANCHO SEGUR. |
| 1 TUBO       | PIPE          | CANO          |
| 1 TUBO       | PIPE          | CANO          |
| 1 MANGUEIRA  | HOSE          | FLEXIBLE      |

Radiador De Óleo  
Oil Radiator  
Radiador De Aceite

70-145

Sem Cabine / Com Hydrotronic  
Without Cab / With Hydrotronic  
Sin Cabina / Con Hydrotronic



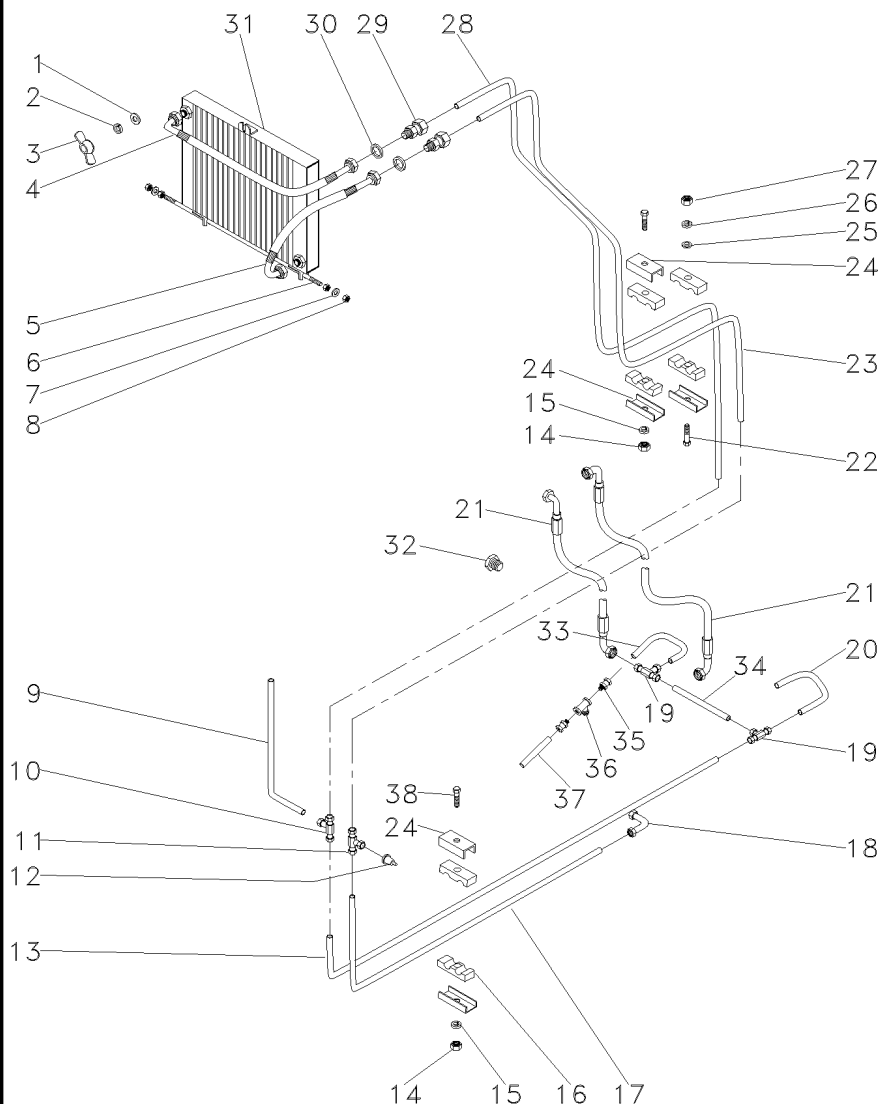
- 1 390734X1
- 2 339376X1
- 3 3316334M91
- 4 036703T1
- 5 036702T1
- 6 036157P1
- 7 829185M1
- 8 355565X1
- 9 036556P1
- 10 033308P1
- 11 033309P1
- 12 021369T1
- 13 039243P1
- 14 355565X1
- 15 353446X1
- 16 3585143M1
- 17 036552P1
- 18 033311P1
- 19 033308P1
- 20 039338P1
- 21 020521P1
- 22 353685X1
- 23 036555P1
- 24 3146897M1
- 25 829185M1
- 26 353446X1
- 27 355565X1
- 28 036554P1
- 29 3411939M91
- 30 391224X1
- 31 054522T1
- 32 358724X91
- 33 063335P1
- 34 038738P1
- 35 3411941M91
- 36 035448T1
- 37 039339P1
- 38 353685X1

- |               |               |            |
|---------------|---------------|------------|
| 1 ARRUELA     | WASHER        | ARANDELA   |
| 1 ARRUELA     | WASHER        | ARANDELA   |
| 1 PORCA       | NUT           | TUERCA     |
| 1 MANGUEIRA   | HOSE          | FLEXIBLE   |
| 1 MANGUEIRA   | HOSE          | FLEXIBLE   |
| 1 TIRANTE     | ROD           | VARILLA    |
| 2 ARRUELA     | WASHER        | ARANDELA   |
| 4 PORCA       | NUT           | TUERCA     |
| 1 TUBO        | PIPE          | CANO       |
| 1 CONEXÃO "T" | CONNECTION T  | CONEXION T |
| 1 CONEXÃO     | CONNECTION    | CONEXION   |
| 1 PRESSOSTATO | PRESS         | PRESA      |
| 1 TUBO        | PIPE          | CANO       |
| 2 PORCA       | NUT           | TUERCA     |
| 2 ARRUELA     | WASHER        | ARANDELA   |
| 6 BRAÇADEIRA  | CLAMP         | ABRAZADERA |
| 1 TUBO        | PIPE          | CANO       |
| 1 CONEXÃO     | CONNECTION    | CONEXION   |
| 1 CONEXÃO "T" | CONNECTION T  | CONEXION T |
| 1 TUBO        | PIPE          | CANO       |
| 2 MANGUEIRA   | HOSE          | FLEXIBLE   |
| 1 PARAFUSO    | BOLT          | PERNO      |
| 1 TUBO        | PIPE          | CANO       |
| 5 REFORÇO     | REINFORCEMENT | REFUERZO   |
| 1 ARRUELA     | WASHER        | ARANDELA   |
| 1 ARRUELA     | WASHER        | ARANDELA   |
| 1 PORCA       | NUT           | TUERCA     |
| 1 TUBO        | PIPE          | CANO       |
| 2 CONEXÃO     | CONNECTION    | CONEXION   |
| 2 ARRUELA     | WASHER        | ARANDELA   |
| 1 RADIADOR    | RADIATOR      | RADIADOR   |
| 1 BUJÃO       | PLUG          | TAPON      |
| 1 TUBO        | PIPE          | CANO       |
| 1 TUBO        | PIPE          | CANO       |
| 2 CONEXÃO     | CONNECTION    | CONEXION   |
| 1 VÁLVULA     | VALVE         | VALVULA    |
| 1 TUBO        | PIPE          | CANO       |
| 2 PARAFUSO    | BOLT          | PERNO      |

Radiador De Óleo  
Oil Radiator  
Radiador De Aceite

70-150

Com Cabina / Com Hydrotronic  
With Cab / With Hydrotronic  
Con Cabina / Con Hydrotronic



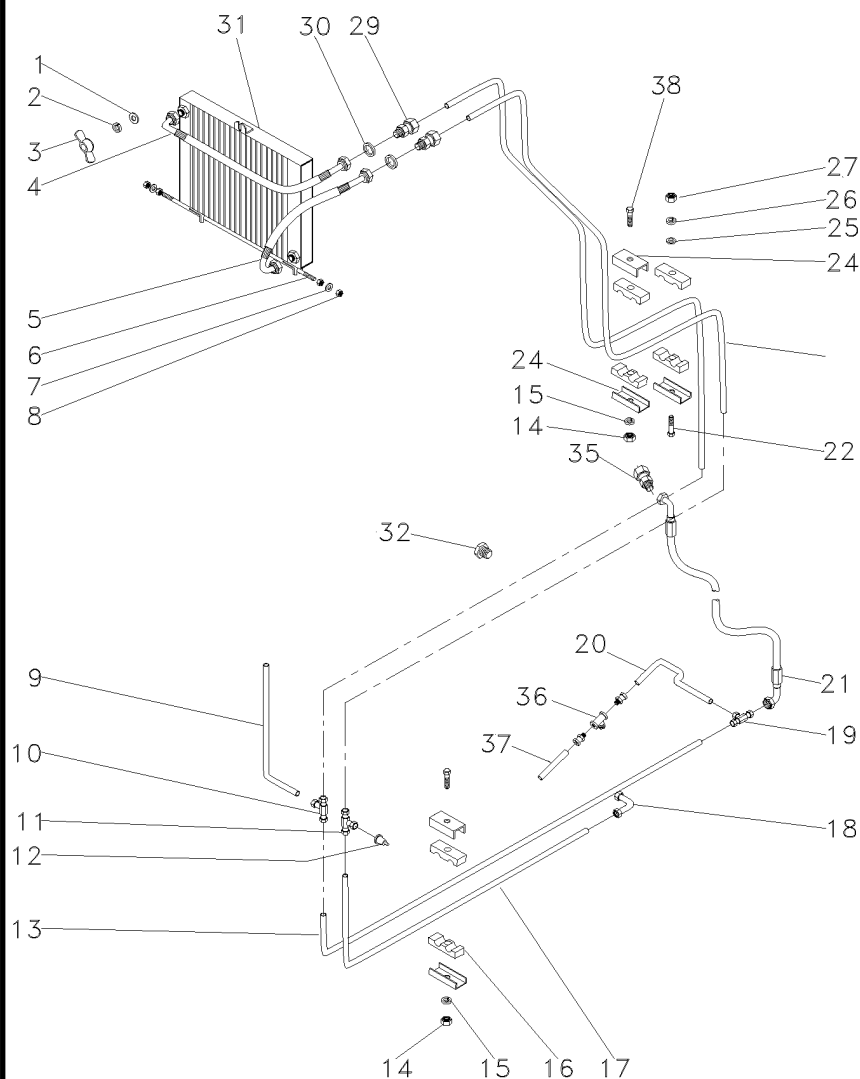
- 1 390734X1
- 2 339376X1
- 3 3316334M91
- 4 036703T1
- 5 036702T1
- 6 036157P1
- 7 829185M1
- 8 355565X1
- 9 036556P1
- 10 033308P1
- 11 033309P1
- 12 021369T1
- 13 039243P1
- 14 355565X1
- 15 353446X1
- 16 3585143M1
- 17 036552P1
- 18 033311P1
- 19 033308P1
- 20 059612P1
- 21 020521P1
- 22 353685X1
- 23 052607P1
- 24 3146897M1
- 25 829185M1
- 26 353446X1
- 27 355565X1
- 28 052608P1
- 29 3411939M91
- 30 391224X1
- 31 054522T1
- 32 358724X91
- 33 063335P1
- 34 038738P1
- 35 3411941M91
- 36 035448T1
- 37 039339P1
- 38 353685X1

- |               |               |            |
|---------------|---------------|------------|
| 1 ARRUELA     | WASHER        | ARANDELA   |
| 1 ARRUELA     | WASHER        | ARANDELA   |
| 1 PORCA       | NUT           | TUERCA     |
| 1 MANGUEIRA   | HOSE          | FLEXIBLE   |
| 1 MANGUEIRA   | HOSE          | FLEXIBLE   |
| 1 TIRANTE     | ROD           | VARILLA    |
| 2 ARRUELA     | WASHER        | ARANDELA   |
| 4 PORCA       | NUT           | TUERCA     |
| 1 TUBO        | PIPE          | CANO       |
| 1 CONEXÃO "T" | CONNECTION T  | CONEXION T |
| 1 CONEXÃO     | CONNECTION    | CONEXION   |
| 1 PRESSOSTATO | PRESS         | PRESA      |
| 1 TUBO        | PIPE          | CANO       |
| 2 PORCA       | NUT           | TUERCA     |
| 2 ARRUELA     | WASHER        | ARANDELA   |
| 6 BRAÇADEIRA  | CLAMP         | ABRAZADERA |
| 1 TUBO        | PIPE          | CANO       |
| 1 CONEXÃO     | CONNECTION    | CONEXION   |
| 1 CONEXÃO "T" | CONNECTION T  | CONEXION T |
| 1 TUBO        | PIPE          | CANO       |
| 2 MANGUEIRA   | HOSE          | FLEXIBLE   |
| 1 PARAFUSO    | BOLT          | PERNO      |
| 1 TUBO        | PIPE          | CANO       |
| 5 REFORÇO     | REINFORCEMENT | REFUERZO   |
| 1 ARRUELA     | WASHER        | ARANDELA   |
| 1 ARRUELA     | WASHER        | ARANDELA   |
| 1 PORCA       | NUT           | TUERCA     |
| 1 TUBO        | PIPE          | CANO       |
| 2 CONEXÃO     | CONNECTION    | CONEXION   |
| 2 ARRUELA     | WASHER        | ARANDELA   |
| 1 RADIADOR    | RADIATOR      | RADIADOR   |
| 1 BUJÃO       | PLUG          | TAPON      |
| 1 TUBO        | PIPE          | CANO       |
| 1 TUBO        | PIPE          | CANO       |
| 2 CONEXÃO     | CONNECTION    | CONEXION   |
| 1 VÁLVULA     | VALVE         | VALVULA    |
| 1 TUBO        | PIPE          | CANO       |
| 2 PARAFUSO    | BOLT          | PERNO      |

Radiador De Óleo  
Oil Radiator  
Radiador De Aceite

70-155

Sem Cabina / Com Sistema Ferguson  
Without Cab / With Ferguson System  
Sin Cabina / Con Sistema Ferguson



- 1 390734X1
- 2 339376X1
- 3 3316334M91
- 4 036703T1
- 5 036702T1
- 6 036157P1
- 7 829185M1
- 8 355565X1
- 9 036556P1
- 10 033308P1
- 11 033309P1
- 12 021369T1
- 13 039243P1
- 14 355565X1
- 15 353446X1
- 16 3585143M1
- 17 036552P1
- 18 033311P1
- 19 033308P1
- 20 039337P1
- 21 020521P1
- 22 353685X1
- 24 3146897M1
- 25 829185M1
- 26 353446X1
- 27 355565X1
- 29 3411939M91
- 30 391224X1
- 32 358724X91
- 35 3411941M91
- 36 035448T1
- 37 039339P1
- 38 353685X1

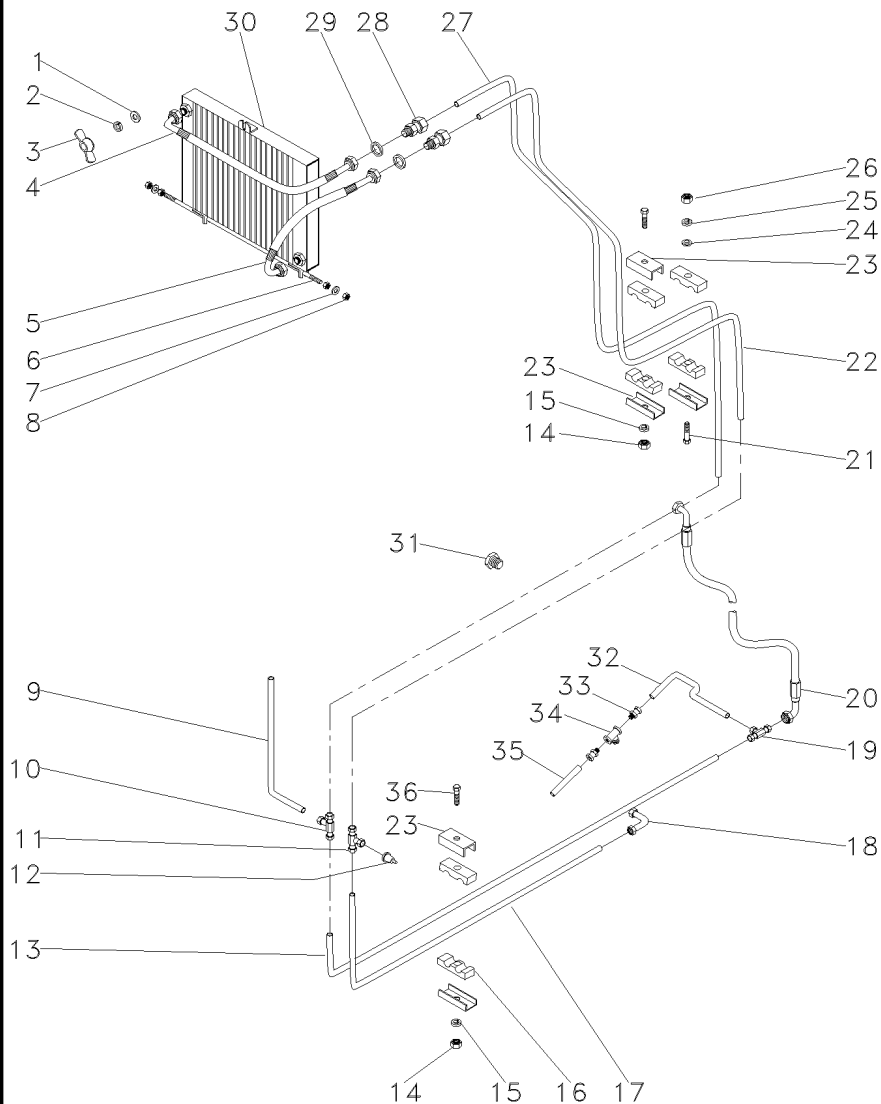
- |               |               |            |
|---------------|---------------|------------|
| 1 ARRUELA     | WASHER        | ARANDELA   |
| 1 ARRUELA     | WASHER        | ARANDELA   |
| 1 PORCA       | NUT           | TUERCA     |
| 1 MANGUEIRA   | HOSE          | FLEXIBLE   |
| 1 MANGUEIRA   | HOSE          | FLEXIBLE   |
| 1 TIRANTE     | ROD           | VARILLA    |
| 2 ARRUELA     | WASHER        | ARANDELA   |
| 4 PORCA       | NUT           | TUERCA     |
| 1 TUBO        | PIPE          | CANO       |
| 1 CONEXÃO "T" | CONNECTION T  | CONEXION T |
| 1 CONEXÃO     | CONNECTION    | CONEXION   |
| 1 PRESSOSTATO | PRESS         | PRESA      |
| 1 TUBO        | PIPE          | CANO       |
| 2 PORCA       | NUT           | TUERCA     |
| 2 ARRUELA     | WASHER        | ARANDELA   |
| 6 BRAÇADEIRA  | CLAMP         | ABRAZADERA |
| 1 TUBO        | PIPE          | CANO       |
| 1 CONEXÃO     | CONNECTION    | CONEXION   |
| 2 CONEXÃO "T" | CONNECTION T  | CONEXION T |
| 1 TUBO        | PIPE          | CANO       |
| 1 MANGUEIRA   | HOSE          | FLEXIBLE   |
| 1 PARAFUSO    | BOLT          | PERNO      |
| 5 REFORÇO     | REINFORCEMENT | REFUERZO   |
| 1 ARRUELA     | WASHER        | ARANDELA   |
| 1 ARRUELA     | WASHER        | ARANDELA   |
| 1 PORCA       | NUT           | TUERCA     |
| 2 CONEXÃO     | CONNECTION    | CONEXION   |
| 2 ARRUELA     | WASHER        | ARANDELA   |
| 1 BUJÃO       | PLUG          | TAPON      |
| 2 CONEXÃO     | CONNECTION    | CONEXION   |
| 1 VÁLVULA     | VALVE         | VALVULA    |
| 1 TUBO        | PIPE          | CANO       |
| 2 PARAFUSO    | BOLT          | PERNO      |



Radiador De Óleo  
Oil Radiator  
Radiador De Aceite

70-160

Com Cabina / Com Sistema Ferguson  
With Cab / With Ferguson System  
Con Cabina / Con Sistema Ferguson



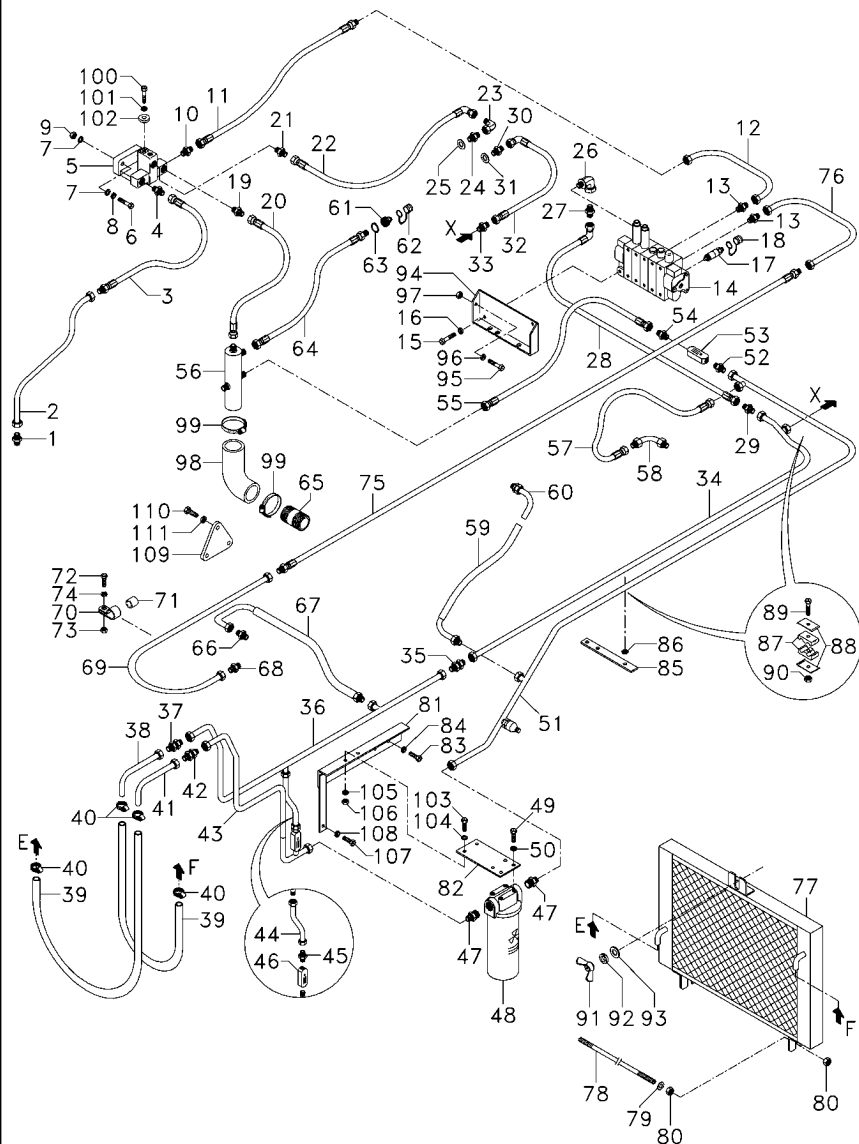
- 1 390734X1
- 2 339376X1
- 3 3316334M91
- 4 036703T1
- 5 036702T1
- 6 036157P1
- 7 829185M1
- 8 355565X1
- 9 036556P1
- 10 033308P1
- 11 033309P1
- 12 021369T1
- 13 039243P1
- 14 355565X1
- 15 353446X1
- 16 3585143M1
- 17 036552P1
- 18 033311P1
- 19 033308P1
- 20 020521P1
- 21 353685X1
- 22 052607P1
- 23 3146897M1
- 24 829185M1
- 25 353446X1
- 26 355565X1
- 27 052608P1
- 28 3411939M91
- 29 391224X1
- 30 054522T1
- 31 358724X91
- 32 039337P1
- 33 3411941M91
- 34 035448T1
- 35 039339P1
- 36 353685X1

- |               |               |            |
|---------------|---------------|------------|
| 1 ARRUELA     | WASHER        | ARANDELA   |
| 1 ARRUELA     | WASHER        | ARANDELA   |
| 1 PORCA       | NUT           | TUERCA     |
| 1 MANGUEIRA   | HOSE          | FLEXIBLE   |
| 1 MANGUEIRA   | HOSE          | FLEXIBLE   |
| 1 TIRANTE     | ROD           | VARILLA    |
| 2 ARRUELA     | WASHER        | ARANDELA   |
| 4 PORCA       | NUT           | TUERCA     |
| 1 TUBO        | PIPE          | CANO       |
| 1 CONEXÃO "T" | CONNECTION T  | CONEXION T |
| 1 CONEXÃO     | CONNECTION    | CONEXION   |
| 1 PRESSOSTATO | PRESS         | PRESA      |
| 1 TUBO        | PIPE          | CANO       |
| 2 PORCA       | NUT           | TUERCA     |
| 2 ARRUELA     | WASHER        | ARANDELA   |
| 6 BRAÇADEIRA  | CLAMP         | ABRAZADERA |
| 1 TUBO        | PIPE          | CANO       |
| 1 CONEXÃO     | CONNECTION    | CONEXION   |
| 1 CONEXÃO "T" | CONNECTION T  | CONEXION T |
| 1 MANGUEIRA   | HOSE          | FLEXIBLE   |
| 1 PARAFUSO    | BOLT          | PERNO      |
| 1 TUBO        | PIPE          | CANO       |
| 5 REFORÇO     | REINFORCEMENT | REFUERZO   |
| 1 ARRUELA     | WASHER        | ARANDELA   |
| 1 ARRUELA     | WASHER        | ARANDELA   |
| 1 PORCA       | NUT           | TUERCA     |
| 1 TUBO        | PIPE          | CANO       |
| 2 CONEXÃO     | CONNECTION    | CONEXION   |
| 2 ARRUELA     | WASHER        | ARANDELA   |
| 1 RADIADOR    | RADIATOR      | RADIADOR   |
| 1 BUJÃO       | PLUG          | TAPON      |
| 1 TUBO        | PIPE          | CANO       |
| 2 CONEXÃO     | CONNECTION    | CONEXION   |
| 1 VÁLVULA     | VALVE         | VALVULA    |
| 1 TUBO        | PIPE          | CANO       |
| 2 PARAFUSO    | BOLT          | PERNO      |

Radiador De Óleo  
Oil Radiator  
Radiador De Aceite

70-165

Com Fluxo Combinado - Com Hydrotronic - Sem Cabine  
With Combined Flow - Hydrotronic - Without Cab  
Con Combined Flow - Con Hydrotronic - Sin Cabina



- 1 6204922M1
- 2 6204923M91
- 3 6204924M91
- 4 6204922M1
- 5 6204926M91
- 6 353683X1
- 7 355618X1
- 8 353446X1
- 9 355565X1
- 10 6204922M1
- 11 6204928M91
- 12 6204929M91
- 13 6204925M1
- 14 6204930M91
- 15 353723X1
- 16 353439X1
- 17 3772942M1
- 18 3611673M1
- 19 6204932M1
- 20 6204933M91
- 21 6204932M1
- 22 6204934M91
- 23 45264100
- 24 039290T1
- 25 039291T1
- 26 3410425M91
- 27 6207568M1
- 28 6204938M91
- 29 356864X1
- 30 039290T1
- 31 039291T1
- 32 6204941M91
- 33 6207073M91
- 34 6204942M91
- 35 356864X1
- 36 6204944M91
- 37 6204945M91
- 38 028101N1
- 39 6204947M1
- 40 490801M1
- 41 028101N1
- 42 6204945M1
- 43 6204950M91
- 44 6204951M91
- 45 6204952M1
- 46 6204953M1
- 47 035138T1
- 48 067008T1
- 49 353677X1
- 50 339374X1

- |                 |                |                  |
|-----------------|----------------|------------------|
| 1 CONEXÃO       | CONNECTION     | CONEXION         |
| 1 TUBO          | PIPE           | CANO             |
| 1 MANGUEIRA     | HOSE           | FLEXIBLE         |
| 1 CONEXÃO       | CONNECTION     | CONEXION         |
| 1 CJ. COMANDO   | KIT, ACTUATOR  | JUEGO ACTUADOR   |
| 2 PARAFUSO      | BOLT           | PERNO            |
| 4 ARRUELA       | WASHER         | ARANDELA         |
| 2 ARRUELA       | WASHER         | ARANDELA         |
| 2 PORCA         | NUT            | TUERCA           |
| 1 CONEXÃO       | CONNECTION     | CONEXION         |
| 1 MANGUEIRA     | HOSE           | FLEXIBLE         |
| 1 TUBO          | PIPE           | CANO             |
| 2 CONEXÃO       | CONNECTION     | CONEXION         |
| 1 CJ. COMANDO   | KIT, ACTUATOR  | JUEGO ACTUADOR   |
| 3 PARAFUSO      | BOLT           | PERNO            |
| 3 ARRUELA       | WASHER         | ARANDELA         |
| 6 VÁLVULA FÊMEA | FEMALE COUPLER | ACOPLADOR HEMBRA |
| 6 TAMPA         | COVER          | CUBIERTA         |
| 1 CONEXÃO       | CONNECTION     | CONEXION         |
| 1 MANGUEIRA     | HOSE           | FLEXIBLE         |
| 1 CONEXÃO       | CONNECTION     | CONEXION         |
| 1 MANGUEIRA     | HOSE           | FLEXIBLE         |
| 1 CONEXÃO       | CONNECTION     | CONEXION         |
| 1 CONEXÃO       | CONNECTION     | CONEXION         |
| 1 ARRUELA       | WASHER         | ARANDELA         |
| 1 CONEXÃO       | CONNECTION     | CONEXION         |
| 1 CONEXÃO       | CONNECTION     | CONEXION         |
| 1 MANGUEIRA     | HOSE           | FLEXIBLE         |
| 1 CONEXÃO       | CONNECTION     | CONEXION         |
| 1 CONEXÃO       | CONNECTION     | CONEXION         |
| 1 ARRUELA       | WASHER         | ARANDELA         |
| 1 MANGUEIRA     | HOSE           | FLEXIBLE         |
| 1 UNIÃO         | LINK           | UNION            |
| 1 TUBO          | PIPE           | CANO             |
| 1 CONEXÃO       | CONNECTION     | CONEXION         |
| 1 TUBO          | PIPE           | CANO             |
| 1 CONEXÃO       | CONNECTION     | CONEXION         |
| 1 CJ. TUBO      | KIT, PIPE      | JUEGO CANO       |
| 2 MANGUEIRA     | HOSE           | FLEXIBLE         |
| 4 BRAÇADEIRA    | CLAMP          | ABRAZADERA       |
| 1 CJ. TUBO      | KIT, PIPE      | JUEGO CANO       |
| 1 CONEXÃO       | CONNECTION     | CONEXION         |
| 1 TUBO          | PIPE           | CANO             |
| 1 MANGUEIRA     | HOSE           | FLEXIBLE         |
| 1 CONEXÃO       | CONNECTION     | CONEXION         |
| 1 VÁLVULA       | VALVE          | VALVULA          |
| 2 ADAPTADOR     | ADAPTOR        | ADAPTADOR        |
| 1 CJ. FILTRO    | KIT, FILTER    | JUEGO FILTRO     |
| 4 PARAFUSO      | BOLT           | PERNO            |
| 4 ARRUELA       | WASHER         | ARANDELA         |

T0253016

EH00Z017

C068002 E02 (1)

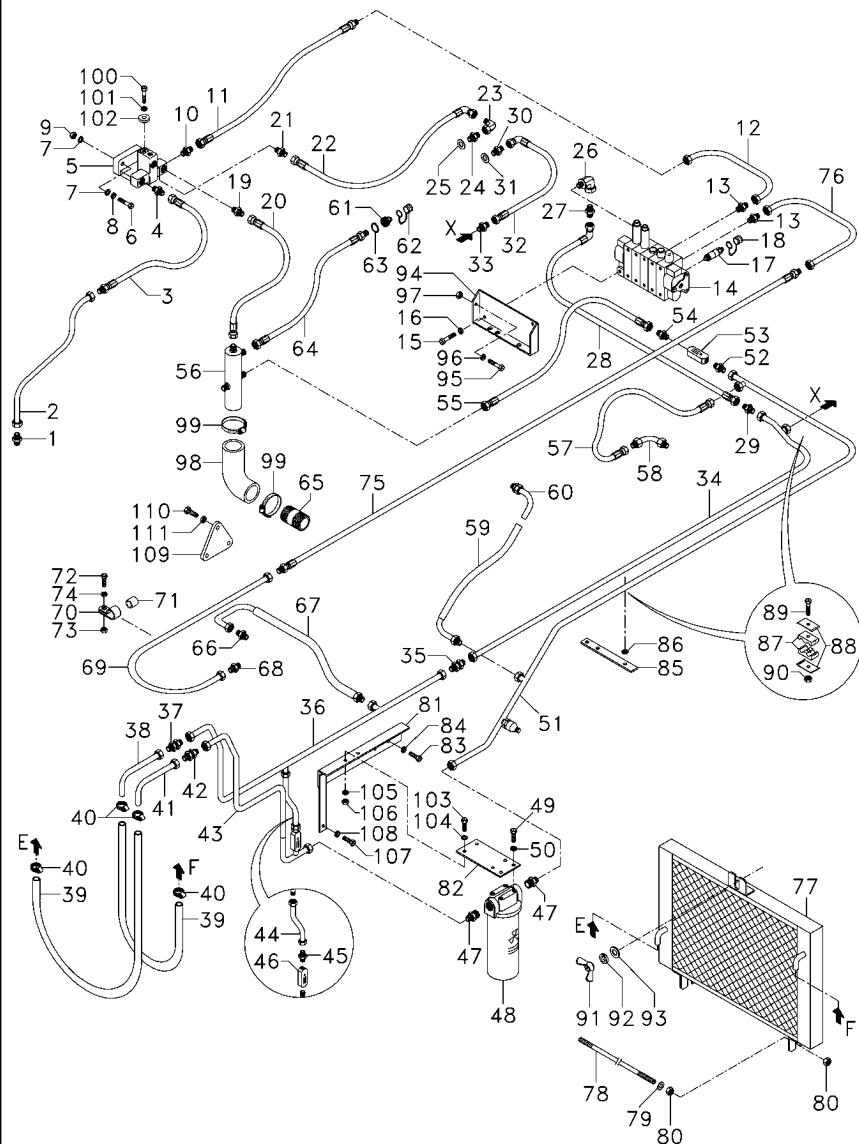
10/04

70-165

Radiador De Óleo  
Oil Radiator  
Radiador De Aceite

70-165

Com Fluxo Combinado - Com Hydrotronic - Sem Cabine  
With Combined Flow - Hydrotronic - Without Cab  
Con Combined Flow - Con Hydrotronic - Sin Cabina



- 51 6204956M91
- 52 6204957M1
- 53 6204958M1
- 54 6204959M1
- 55 6204960M91
- 56 6204961M91
- 57 6204962M91
- 58 039339P1
- 59 6204965M91
- 60 033311P1
- 61 3410413M91
- 62 3611673M1
- 63 390948X1
- 64 6204968M91
- 65 020529P1
- 66 047154T1
- 67 6204971M91
- 68 6205089M1
- 69 6204973M91
- 70 3500226M1
- 71 3500227M1
- 72 353685X1
- 73 355565X1
- 74 353446X1
- 75 6204974M91
- 76 6204929M91
- 77 6204976M91
- 78 036157P1
- 79 829185M1
- 80 355565X1
- 81 6204977M91
- 82 039546P1
- 83 353677X1
- 84 353446X1
- 85 6204978M1
- 86 390734X1
- 87 028317P1
- 88 028318P1
- 89 339679X1
- 90 390881X1
- 91 3316334M91
- 92 339376X1
- 93 390734X1
- 94 071106S1
- 95 339761X1
- 96 339374X1
- 97 339169X1
- 98 020528P1
- 99 490803M1
- 100 353679X1

- |              |            |                 |
|--------------|------------|-----------------|
| 1 TUBO       | PIPE       | CANO            |
| 1 CONEXÃO    | CONNECTION | CONEXION        |
| 1 VÁLVULA    | VALVE      | VALVULA         |
| 1 CONEXÃO    | CONNECTION | CONEXION        |
| 1 MANGUEIRA  | HOSE       | FLEXIBLE        |
| 1 TUBO       | PIPE       | CANO            |
| 1 MANGUEIRA  | HOSE       | FLEXIBLE        |
| 1 TUBO       | PIPE       | CANO            |
| 1 MANGUEIRA  | HOSE       | FLEXIBLE        |
| 1 CONEXÃO    | CONNECTION | CONEXION        |
| 1 ENGATE     | COUPLER    | ACOPLADOR       |
| 1 TAMPA      | COVER      | CUBIERTA        |
| 2 ANEL       | RING       | ARO             |
| 1 MANGUEIRA  | HOSE       | FLEXIBLE        |
| 1 CONEXÃO    | CONNECTION | CONEXION        |
| 1 CONEXÃO    | CONNECTION | CONEXION        |
| 1 MANGUEIRA  | HOSE       | FLEXIBLE        |
| 1 CONEXÃO    | CONNECTION | CONEXION        |
| 1 TUBO       | PIPE       | CANO            |
| 1 GRAMPO     | CRAMP      | PASADOR         |
| 1 ESPAÇADOR  | SPACER     | PIEZA DISTANCIA |
| 1 PARAFUSO   | BOLT       | PERNO           |
| 1 PORCA      | NUT        | TUERCA          |
| 1 ARRUELA    | WASHER     | ARANDELA        |
| 1 MANGUEIRA  | HOSE       | FLEXIBLE        |
| 1 TUBO       | PIPE       | CANO            |
| 1 RADIADOR   | RADIATOR   | RADIADOR        |
| 1 TIRANTE    | ROD        | VARILLA         |
| 2 ARRUELA    | WASHER     | ARANDELA        |
| 4 PORCA      | NUT        | TUERCA          |
| 1 SUPORTE    | CLEVIS     | GANCHO SEGUR.   |
| 1 SUPORTE    | BRACKET    | SOPORTE         |
| 4 PARAFUSO   | BOLT       | PERNO           |
| 4 ARRUELA    | WASHER     | ARANDELA        |
| 1 SUPORTE    | CLEVIS     | GANCHO SEGUR.   |
| 1 ARRUELA    | WASHER     | ARANDELA        |
| 4 COXIM      | MOUNTING   | MONTANTE        |
| 4 GRAMPO     | CRAMP      | PASADOR         |
| 2 PARAFUSO   | BOLT       | PERNO           |
| 2 PORCA      | NUT        | TUERCA          |
| 1 PORCA      | NUT        | TUERCA          |
| 1 ARRUELA    | WASHER     | ARANDELA        |
| 1 ARRUELA    | WASHER     | ARANDELA        |
| 1 SUPORTE    | CLEVIS     | GANCHO SEGUR.   |
| 2 PARAFUSO   | BOLT       | PERNO           |
| 2 ARRUELA    | WASHER     | ARANDELA        |
| 2 PORCA      | NUT        | TUERCA          |
| 1 MANGUEIRA  | HOSE       | FLEXIBLE        |
| 2 BRAÇADEIRA | CLAMP      | ABRAZADERA      |
| 1 PARAFUSO   | BOLT       | PERNO           |

T0253016

EH00Z017

C068002 E02 (1)

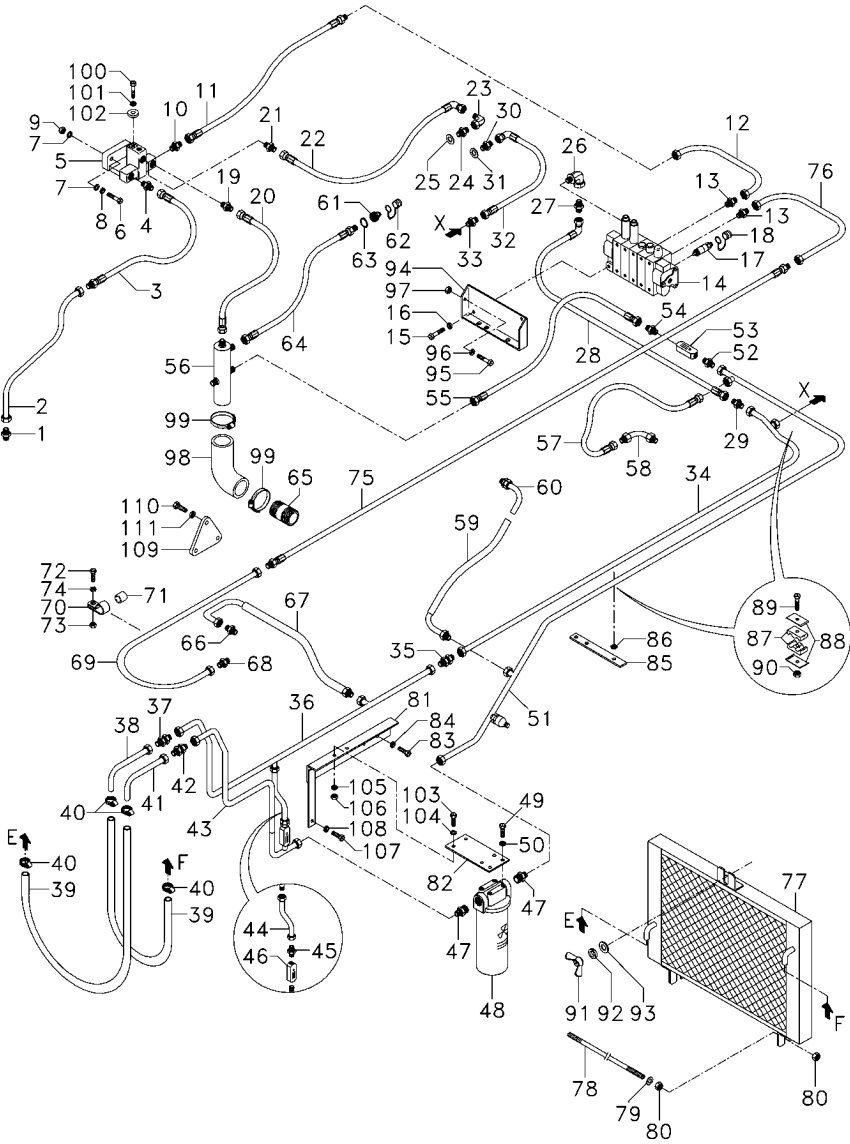
10/04

70-165

Radiador De Óleo  
Oil Radiator  
Radiador De Aceite

70-165

Com Fluxo Combinado - Com Hydrotronic - Sem Cabine  
With Combined Flow - Hydrotronic - Without Cab  
Con Combined Flow - Con Hydrotronic - Sin Cabina



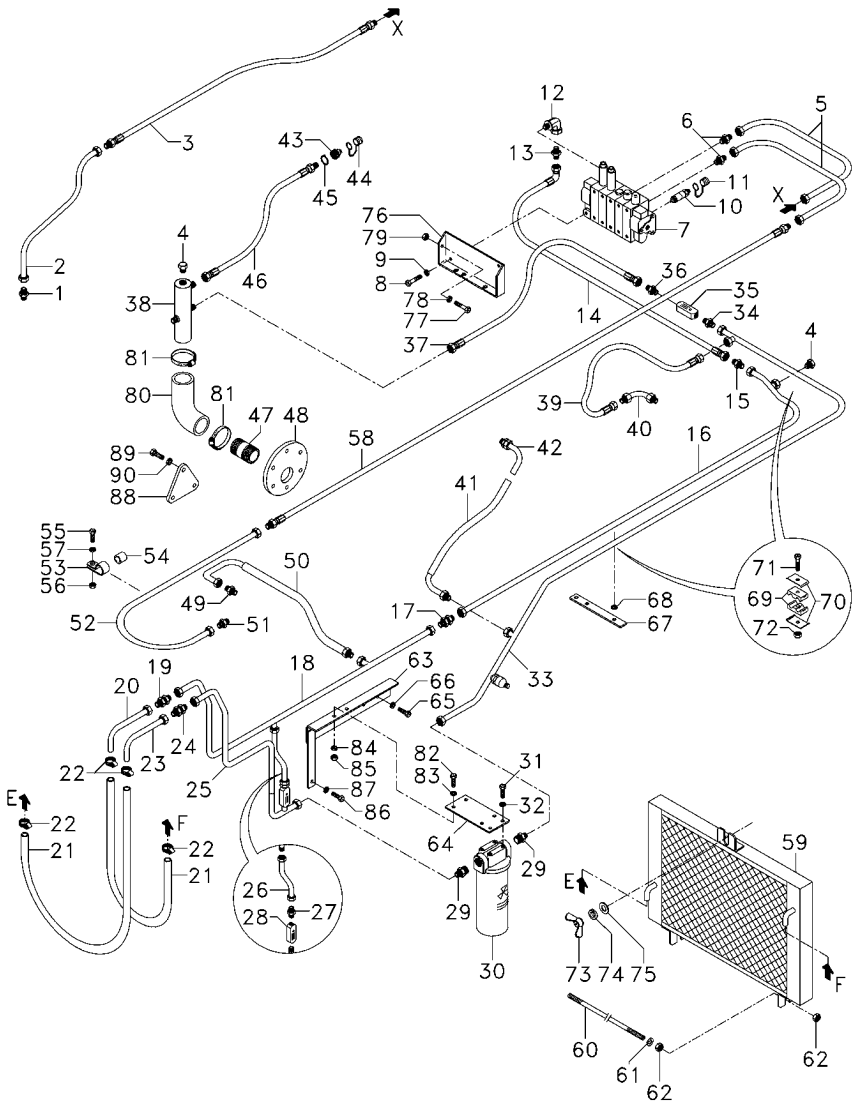
- 101 353446X1
- 102 6204885M1
- 103 353691X1
- 104 353756X1
- 105 353434X1
- 106 355566X1
- 107 339401X1
- 108 339376X1
- 109 3411758M1
- 110 353691X1
- 111 353434X1

- |   |           |        |                 |
|---|-----------|--------|-----------------|
| 1 | ARRUELA   | WASHER | ARANDELA        |
| 1 | ESPAÇADOR | SPACER | PIEZA DISTANCIA |
| 2 | PARAFUSO  | BOLT   | PERNO           |
| 3 | ARRUELA   | WASHER | ARANDELA        |
| 2 | ARRUELA   | WASHER | ARANDELA        |
| 2 | PORCA     | NUT    | TUERCA          |
| 1 | PARAFUSO  | BOLT   | PERNO           |
| 1 | ARRUELA   | WASHER | ARANDELA        |
| 1 | TAMPA     | COVER  | CUBIERTA        |
| 3 | PARAFUSO  | BOLT   | PERNO           |
| 3 | ARRUELA   | WASHER | ARANDELA        |

Radiador De Óleo  
Oil Radiator  
Radiador De Aceite

70-170

Com Fluxo Combinado - Sem Hidráulico - Sem Cabine  
Combined Flow - Without Hydraulic - Without Cab  
Con Combined Flow - Sin Hidraulico - Sin Cabina



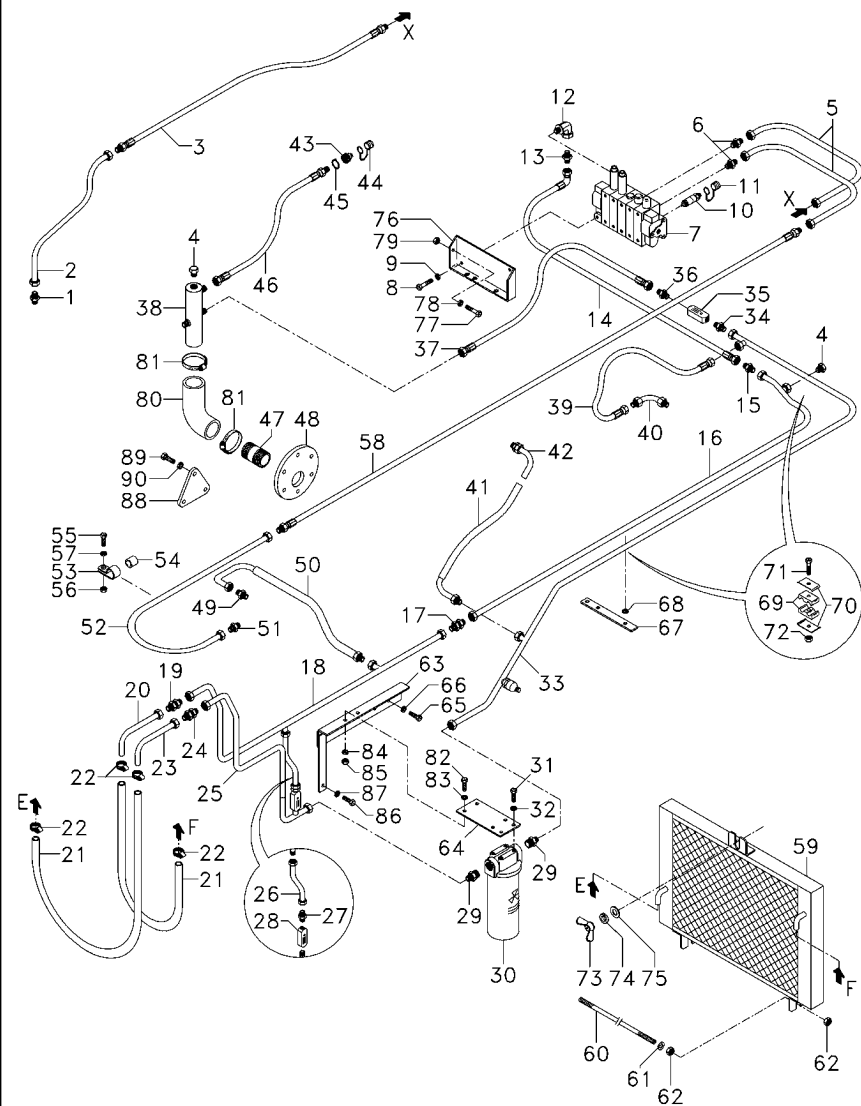
- 1 6204922M1
- 2 6204923M91
- 3 6207077M91
- 4 6207076M1
- 5 6204929M91
- 6 6204925M1
- 7 6204930M91
- 8 353723X1
- 9 353439X1
- 10 3772942M1
- 11 3611673M1
- 12 3410425M91
- 13 6207568M1
- 14 6204938M91
- 15 356864X1
- 16 6204942M91
- 17 356864X1
- 18 6204944M91
- 19 6204945M91
- 20 028101N1
- 21 6204947M1
- 22 490801M1
- 23 028101N1
- 24 6204945M1
- 25 6204950M91
- 26 6204951M91
- 27 6204952M1
- 28 6204953M1
- 29 035138T1
- 30 067008T1
- 31 353677X1
- 32 339374X1
- 33 6204956M91
- 34 6204957M1
- 35 6204958M1
- 36 6204959M1
- 37 6204960M91
- 38 6204961M91
- 39 6204962M91
- 40 039339P1
- 41 6204965M91
- 42 033311P1
- 43 3410413M91
- 44 3611673M1
- 45 390948X1
- 46 6204968M91
- 47 020529P1
- 48 070501P1
- 49 047154T1
- 50 6204971M91

- |                 |                |                  |
|-----------------|----------------|------------------|
| 1 CONEXÃO       | CONNECTION     | CONEXION         |
| 1 TUBO          | PIPE           | CANO             |
| 1 MANGUEIRA     | HOSE           | FLEXIBLE         |
| 2 TAMPÃO        | PAD            | ALMOHADILLA      |
| 2 TUBO          | PIPE           | CANO             |
| 2 CONEXÃO       | CONNECTION     | CONEXION         |
| 1 CJ. COMANDO   | KIT, ACTUATOR  | JUEGO ACTUADOR   |
| 3 PARAFUSO      | BOLT           | PERNO            |
| 3 ARRUELA       | WASHER         | ARANDELA         |
| 6 VÁLVULA FÊMEA | FEMALE COUPLER | ACOPLADOR HEMBRA |
| 6 TAMPA         | COVER          | CUBIERTA         |
| 1 CONEXÃO       | CONNECTION     | CONEXION         |
| 1 CONEXÃO       | CONNECTION     | CONEXION         |
| 1 MANGUEIRA     | HOSE           | FLEXIBLE         |
| 1 CONEXÃO       | CONNECTION     | CONEXION         |
| 1 TUBO          | PIPE           | CANO             |
| 1 CONEXÃO       | CONNECTION     | CONEXION         |
| 1 TUBO          | PIPE           | CANO             |
| 1 CONEXÃO       | CONNECTION     | CONEXION         |
| 1 CJ. TUBO      | KIT, PIPE      | JUEGO CANO       |
| 2 MANGUEIRA     | HOSE           | FLEXIBLE         |
| 4 BRAÇADEIRA    | CLAMP          | ABRAZADERA       |
| 1 CJ. TUBO      | KIT, PIPE      | JUEGO CANO       |
| 1 CONEXÃO       | CONNECTION     | CONEXION         |
| 1 TUBO          | PIPE           | CANO             |
| 1 MANGUEIRA     | HOSE           | FLEXIBLE         |
| 1 CONEXÃO       | CONNECTION     | CONEXION         |
| 1 VÁLVULA       | VALVE          | VALVULA          |
| 2 ADAPTADOR     | ADAPTOR        | ADAPTADOR        |
| 1 CJ. FILTRO    | KIT, FILTER    | JUEGO FILTRO     |
| 4 PARAFUSO      | BOLT           | PERNO            |
| 4 ARRUELA       | WASHER         | ARANDELA         |
| 1 TUBO          | PIPE           | CANO             |
| 1 CONEXÃO       | CONNECTION     | CONEXION         |
| 1 VÁLVULA       | VALVE          | VALVULA          |
| 1 CONEXÃO       | CONNECTION     | CONEXION         |
| 1 MANGUEIRA     | HOSE           | FLEXIBLE         |
| 1 TUBO          | PIPE           | CANO             |
| 1 MANGUEIRA     | HOSE           | FLEXIBLE         |
| 1 TUBO          | PIPE           | CANO             |
| 1 MANGUEIRA     | HOSE           | FLEXIBLE         |
| 1 CONEXÃO       | CONNECTION     | CONEXION         |
| 1 ENGATE        | COUPLER        | ACOPLADOR        |
| 1 TAMPA         | COVER          | CUBIERTA         |
| 2 ANEL          | RING           | ARO              |
| 1 MANGUEIRA     | HOSE           | FLEXIBLE         |
| 1 CONEXÃO       | CONNECTION     | CONEXION         |
| 1 TAMPA         | COVER          | CUBIERTA         |
| 1 CONEXÃO       | CONNECTION     | CONEXION         |
| 1 MANGUEIRA     | HOSE           | FLEXIBLE         |

Radiador De Óleo  
Oil Radiator  
Radiador De Aceite

70-170

Com Fluxo Combinado - Sem Hidráulico - Sem Cabine  
Combined Flow - Without Hydraulic - Without Cab  
Con Combined Flow - Sin Hidraulico - Sin Cabina



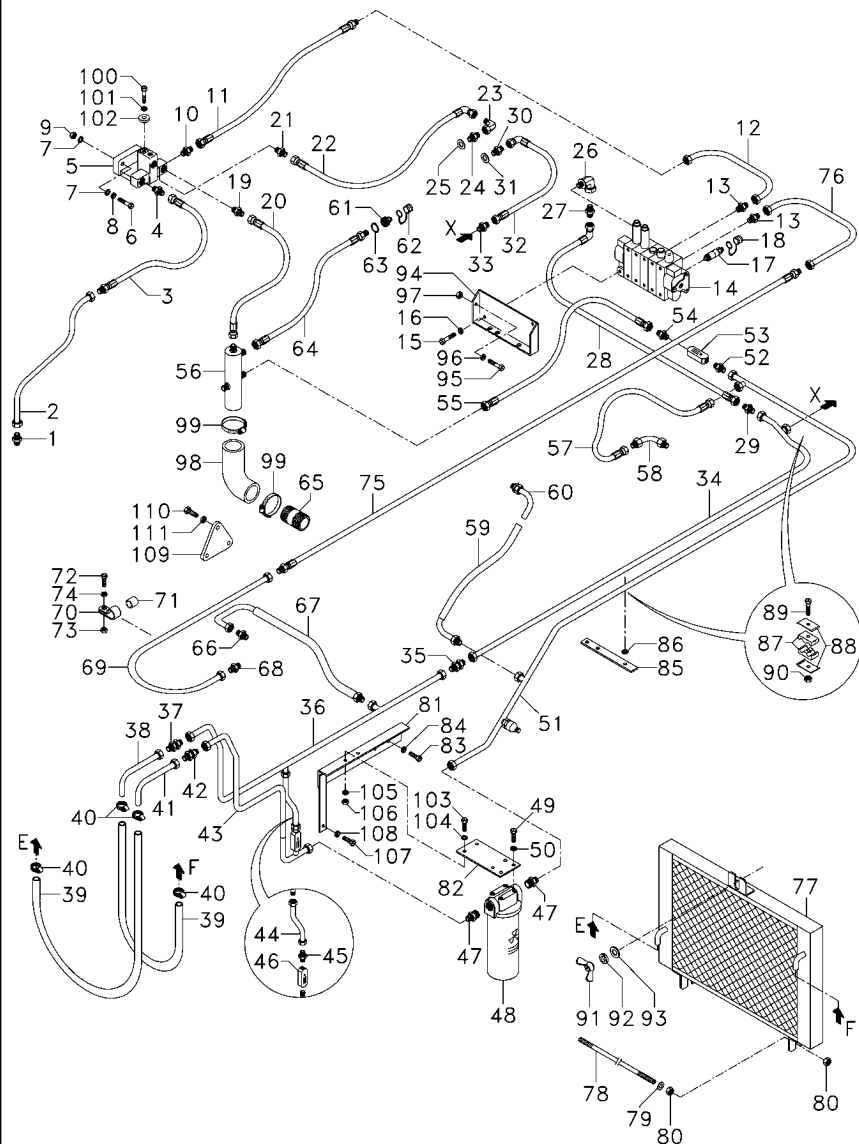
- 51 6205089M1
- 52 6204973M91
- 53 3500226M1
- 54 3500227M1
- 55 353685X1
- 56 355565X1
- 57 353446X1
- 58 6204974M91
- 59 6204976M91
- 60 036157P1
- 61 829185M1
- 62 355565X1
- 63 6204977M91
- 64 039546P1
- 65 353677X1
- 66 353446X1
- 67 6204978M1
- 68 390734X1
- 69 028317P1
- 70 028318P1
- 71 339679X1
- 72 390881X1
- 73 3316334M91
- 74 339376X1
- 75 390734X1
- 76 071106S1
- 77 339761X1
- 78 339374X1
- 79 339169X1
- 80 020528P1
- 81 490803M1
- 82 353691X1
- 83 353756X1
- 84 353434X1
- 85 355566X1
- 86 339401X1
- 87 339376X1
- 88 3411758M1
- 89 353691X1
- 90 353434X1

1 CONEXÃO	CONNECTION	CONEXION
1 TUBO	PIPE	CANO
1 GRAMPO	CRAMP	PASADOR
1 ESPAÇADOR	SPACER	PIEZA DISTANCIA
1 PARAFUSO	BOLT	PERNO
1 PORCA	NUT	TUERCA
1 ARRUELA	WASHER	ARANDELA
1 MANGUEIRA	HOSE	FLEXIBLE
1 RADIADOR	RADIATOR	RADIADOR
1 TIRANTE	ROD	VARILLA
2 ARRUELA	WASHER	ARANDELA
4 PORCA	NUT	TUERCA
1 SUPORTE	CLEVIS	GANCHO SEGUR.
1 SUPORTE	BRACKET	SOPORTE
4 PARAFUSO	BOLT	PERNO
4 ARRUELA	WASHER	ARANDELA
1 SUPORTE	CLEVIS	GANCHO SEGUR.
1 ARRUELA	WASHER	ARANDELA
4 COXIM	MOUNTING	MONTANTE
4 GRAMPO	CRAMP	PASADOR
2 PARAFUSO	BOLT	PERNO
2 PORCA	NUT	TUERCA
1 PORCA	NUT	TUERCA
1 ARRUELA	WASHER	ARANDELA
1 ARRUELA	WASHER	ARANDELA
1 SUPORTE	CLEVIS	GANCHO SEGUR.
2 PARAFUSO	BOLT	PERNO
2 ARRUELA	WASHER	ARANDELA
2 PORCA	NUT	TUERCA
1 MANGUEIRA	HOSE	FLEXIBLE
2 BRAÇADEIRA	CLAMP	ABRAZADERA
2 PARAFUSO	BOLT	PERNO
3 ARRUELA	WASHER	ARANDELA
2 ARRUELA	WASHER	ARANDELA
2 PORCA	NUT	TUERCA
1 PARAFUSO	BOLT	PERNO
1 ARRUELA	WASHER	ARANDELA
1 TAMPA	COVER	CUBIERTA
3 PARAFUSO	BOLT	PERNO
3 ARRUELA	WASHER	ARANDELA

Radiador De Óleo  
Oil Radiator  
Radiador De Aceite

70-175

Com Fluxo Combinado - Com Hydrotronic - Com Cabine  
With Combined Flow - With Hydrotronic - With Cab  
Con Combined Flow - Hydrotronic - Cabina



- 1 6204922M1
- 2 6204923M91
- 3 6204924M91
- 4 6204922M1
- 5 6204926M91
- 6 353683X1
- 7 355618X1
- 8 353446X1
- 9 355565X1
- 10 6204922M1
- 11 6204928M91
- 12 6204929M91
- 13 6204925M1
- 14 6204930M91
- 15 353723X1
- 16 353439X1
- 17 3772942M1
- 18 3611673M1
- 19 6204932M1
- 20 6204933M91
- 21 6204932M1
- 22 6204934M91
- 23 45264100
- 24 039290T1
- 25 039291T1
- 26 3410425M91
- 27 6207568M1
- 28 6204938M91
- 29 356864X1
- 30 039290T1
- 31 039291T1
- 32 6204941M91
- 33 6207073M91
- 34 6204942M91
- 35 356864X1
- 36 6207525M91
- 37 6204945M91
- 38 028101N1
- 39 6204947M1
- 40 490801M1
- 41 028101N1
- 42 6204945M1
- 43 6207526M91
- 44 6208383M91
- 45 6204952M1
- 46 6204953M1
- 47 035138T1
- 48 067008T1
- 49 353677X1
- 50 339374X1

- |                 |                |                  |
|-----------------|----------------|------------------|
| 1 CONEXÃO       | CONNECTION     | CONEXION         |
| 1 TUBO          | PIPE           | CANO             |
| 1 MANGUEIRA     | HOSE           | FLEXIBLE         |
| 1 CONEXÃO       | CONNECTION     | CONEXION         |
| 1 CJ. COMANDO   | KIT, ACTUATOR  | JUEGO ACTUADOR   |
| 2 PARAFUSO      | BOLT           | PERNO            |
| 4 ARRUELA       | WASHER         | ARANDELA         |
| 2 ARRUELA       | WASHER         | ARANDELA         |
| 2 PORCA         | NUT            | TUERCA           |
| 1 CONEXÃO       | CONNECTION     | CONEXION         |
| 1 MANGUEIRA     | HOSE           | FLEXIBLE         |
| 1 TUBO          | PIPE           | CANO             |
| 2 CONEXÃO       | CONNECTION     | CONEXION         |
| 1 CJ. COMANDO   | KIT, ACTUATOR  | JUEGO ACTUADOR   |
| 3 PARAFUSO      | BOLT           | PERNO            |
| 3 ARRUELA       | WASHER         | ARANDELA         |
| 6 VÁLVULA FÊMEA | FEMALE COUPLER | ACOPLADOR HEMBRA |
| 6 TAMPA         | COVER          | CUBIERTA         |
| 1 CONEXÃO       | CONNECTION     | CONEXION         |
| 1 MANGUEIRA     | HOSE           | FLEXIBLE         |
| 1 CONEXÃO       | CONNECTION     | CONEXION         |
| 1 MANGUEIRA     | HOSE           | FLEXIBLE         |
| 1 CONEXÃO       | CONNECTION     | CONEXION         |
| 1 CONEXÃO       | CONNECTION     | CONEXION         |
| 1 ARRUELA       | WASHER         | ARANDELA         |
| 1 CONEXÃO       | CONNECTION     | CONEXION         |
| 1 CONEXÃO       | CONNECTION     | CONEXION         |
| 1 MANGUEIRA     | HOSE           | FLEXIBLE         |
| 1 CONEXÃO       | CONNECTION     | CONEXION         |
| 1 CONEXÃO       | CONNECTION     | CONEXION         |
| 1 ARRUELA       | WASHER         | ARANDELA         |
| 1 MANGUEIRA     | HOSE           | FLEXIBLE         |
| 1 UNIÃO         | LINK           | UNION            |
| 1 TUBO          | PIPE           | CANO             |
| 1 CONEXÃO       | CONNECTION     | CONEXION         |
| 1 TUBO          | PIPE           | CANO             |
| 1 CONEXÃO       | CONNECTION     | CONEXION         |
| 1 CJ. TUBO      | KIT, PIPE      | JUEGO CANO       |
| 2 MANGUEIRA     | HOSE           | FLEXIBLE         |
| 4 BRAÇADEIRA    | CLAMP          | ABRAZADERA       |
| 1 CJ. TUBO      | KIT, PIPE      | JUEGO CANO       |
| 1 CONEXÃO       | CONNECTION     | CONEXION         |
| 1 TUBO          | PIPE           | CANO             |
| 1 MANGUEIRA     | HOSE           | FLEXIBLE         |
| 1 CONEXÃO       | CONNECTION     | CONEXION         |
| 1 VÁLVULA       | VALVE          | VALVULA          |
| 2 ADAPTADOR     | ADAPTOR        | ADAPTADOR        |
| 1 CJ. FILTRO    | KIT, FILTER    | JUEGO FILTRO     |
| 4 PARAFUSO      | BOLT           | PERNO            |
| 4 ARRUELA       | WASHER         | ARANDELA         |

T0253021

EH00Z020

C068002 E02 (1)

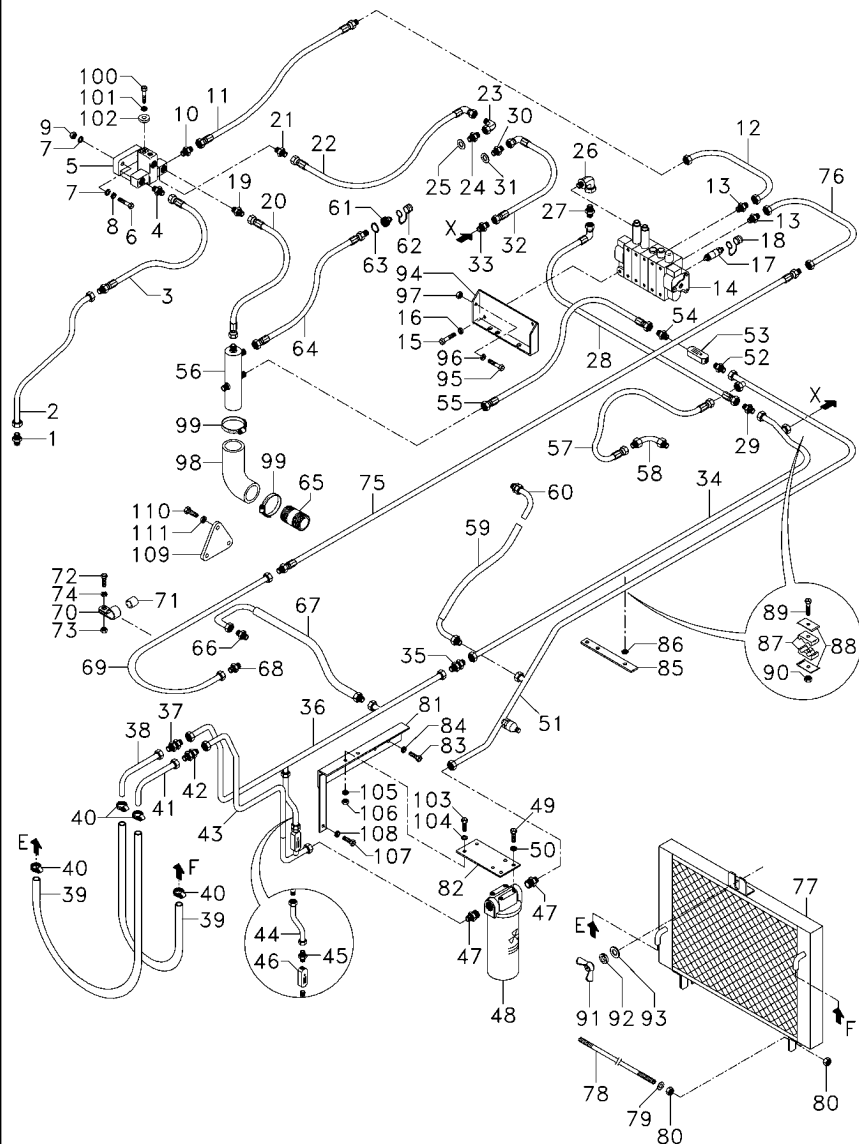
10/04

70-175

Radiador De Óleo  
Oil Radiator  
Radiador De Aceite

70-175

Com Fluxo Combinado - Com Hydrotronic - Com Cabine  
With Combined Flow - With Hydrotronic - With Cab  
Con Combined Flow - Hydrotronic - Cabina



- 51 6207527M91
- 52 6204957M1
- 53 6204958M1
- 54 6204959M1
- 55 6204960M91
- 56 6204961M91
- 57 6204962M91
- 58 039339P1
- 59 6204965M91
- 60 033311P1
- 61 3410413M91
- 62 3611673M1
- 63 390948X1
- 64 6204968M91
- 65 020529P1
- 66 047154T1
- 67 6204971M91
- 68 6205089M1
- 69 6204973M91
- 70 3500226M1
- 71 3500227M1
- 72 353685X1
- 73 355565X1
- 74 353446X1
- 75 6207528M91
- 76 6204929M91
- 77 6204976M91
- 78 036157P1
- 79 829185M1
- 80 355565X1
- 81 6204977M91
- 82 039546P1
- 83 353677X1
- 84 353446X1
- 85 6204978M1
- 86 390734X1
- 87 028317P1
- 88 028318P1
- 89 339679X1
- 90 390881X1
- 91 3316334M91
- 92 339376X1
- 93 390734X1
- 94 071106S1
- 95 339761X1
- 96 339374X1
- 97 339169X1
- 98 020528P1
- 99 490803M1
- 100 353679X1

- |              |            |                 |
|--------------|------------|-----------------|
| 1 TUBO       | PIPE       | CANO            |
| 1 CONEXÃO    | CONNECTION | CONEXION        |
| 1 VÁLVULA    | VALVE      | VALVULA         |
| 1 CONEXÃO    | CONNECTION | CONEXION        |
| 1 MANGUEIRA  | HOSE       | FLEXIBLE        |
| 1 TUBO       | PIPE       | CANO            |
| 1 MANGUEIRA  | HOSE       | FLEXIBLE        |
| 1 TUBO       | PIPE       | CANO            |
| 1 MANGUEIRA  | HOSE       | FLEXIBLE        |
| 1 CONEXÃO    | CONNECTION | CONEXION        |
| 1 ENGATE     | COUPLER    | ACOPLADOR       |
| 1 TAMPA      | COVER      | CUBIERTA        |
| 2 ANEL       | RING       | ARO             |
| 1 MANGUEIRA  | HOSE       | FLEXIBLE        |
| 1 CONEXÃO    | CONNECTION | CONEXION        |
| 1 CONEXÃO    | CONNECTION | CONEXION        |
| 1 MANGUEIRA  | HOSE       | FLEXIBLE        |
| 1 CONEXÃO    | CONNECTION | CONEXION        |
| 1 TUBO       | PIPE       | CANO            |
| 1 GRAMPO     | CRAMP      | PASADOR         |
| 1 ESPAÇADOR  | SPACER     | PIEZA DISTANCIA |
| 1 PARAFUSO   | BOLT       | PERNO           |
| 1 PORCA      | NUT        | TUERCA          |
| 1 ARRUELA    | WASHER     | ARANDELA        |
| 1 MANGUEIRA  | HOSE       | FLEXIBLE        |
| 1 TUBO       | PIPE       | CANO            |
| 1 RADIADOR   | RADIATOR   | RADIADOR        |
| 1 TIRANTE    | ROD        | VARILLA         |
| 2 ARRUELA    | WASHER     | ARANDELA        |
| 4 PORCA      | NUT        | TUERCA          |
| 1 SUPORTE    | CLEVIS     | GANCHO SEGUR.   |
| 1 SUPORTE    | BRACKET    | SOPORTE         |
| 4 PARAFUSO   | BOLT       | PERNO           |
| 4 ARRUELA    | WASHER     | ARANDELA        |
| 1 SUPORTE    | CLEVIS     | GANCHO SEGUR.   |
| 1 ARRUELA    | WASHER     | ARANDELA        |
| 4 COXIM      | MOUNTING   | MONTANTE        |
| 4 GRAMPO     | CRAMP      | PASADOR         |
| 2 PARAFUSO   | BOLT       | PERNO           |
| 2 PORCA      | NUT        | TUERCA          |
| 1 PORCA      | NUT        | TUERCA          |
| 1 ARRUELA    | WASHER     | ARANDELA        |
| 1 ARRUELA    | WASHER     | ARANDELA        |
| 1 SUPORTE    | CLEVIS     | GANCHO SEGUR.   |
| 2 PARAFUSO   | BOLT       | PERNO           |
| 2 ARRUELA    | WASHER     | ARANDELA        |
| 2 PORCA      | NUT        | TUERCA          |
| 1 MANGUEIRA  | HOSE       | FLEXIBLE        |
| 2 BRAÇADEIRA | CLAMP      | ABRAZADERA      |
| 1 PARAFUSO   | BOLT       | PERNO           |

T0253021

EH00Z020

C068002 E02 (1)

10/04

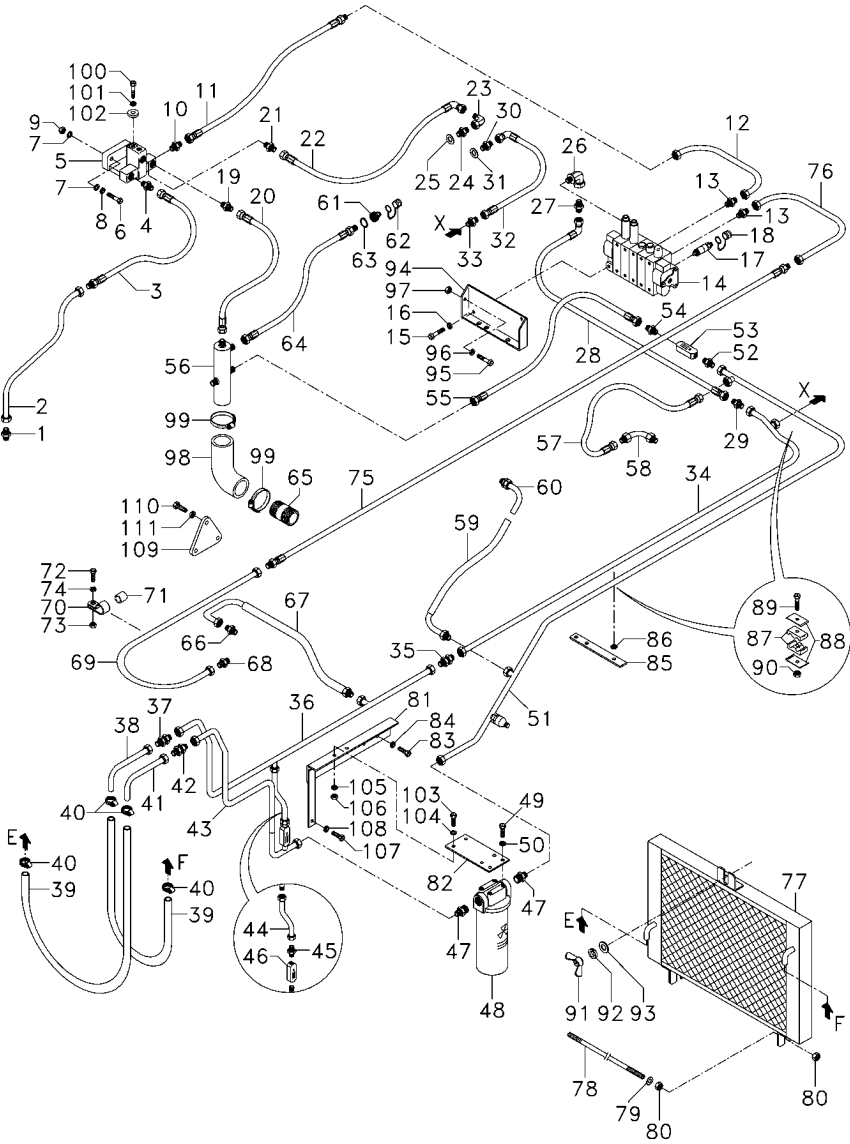
70-175



Radiador De Óleo  
Oil Radiator  
Radiador De Aceite

70-175

Com Fluxo Combinado - Com Hydrotronic - Com Cabine  
With Combined Flow - With Hydrotronic - With Cab  
Con Combined Flow - Hydrotronic - Cabina



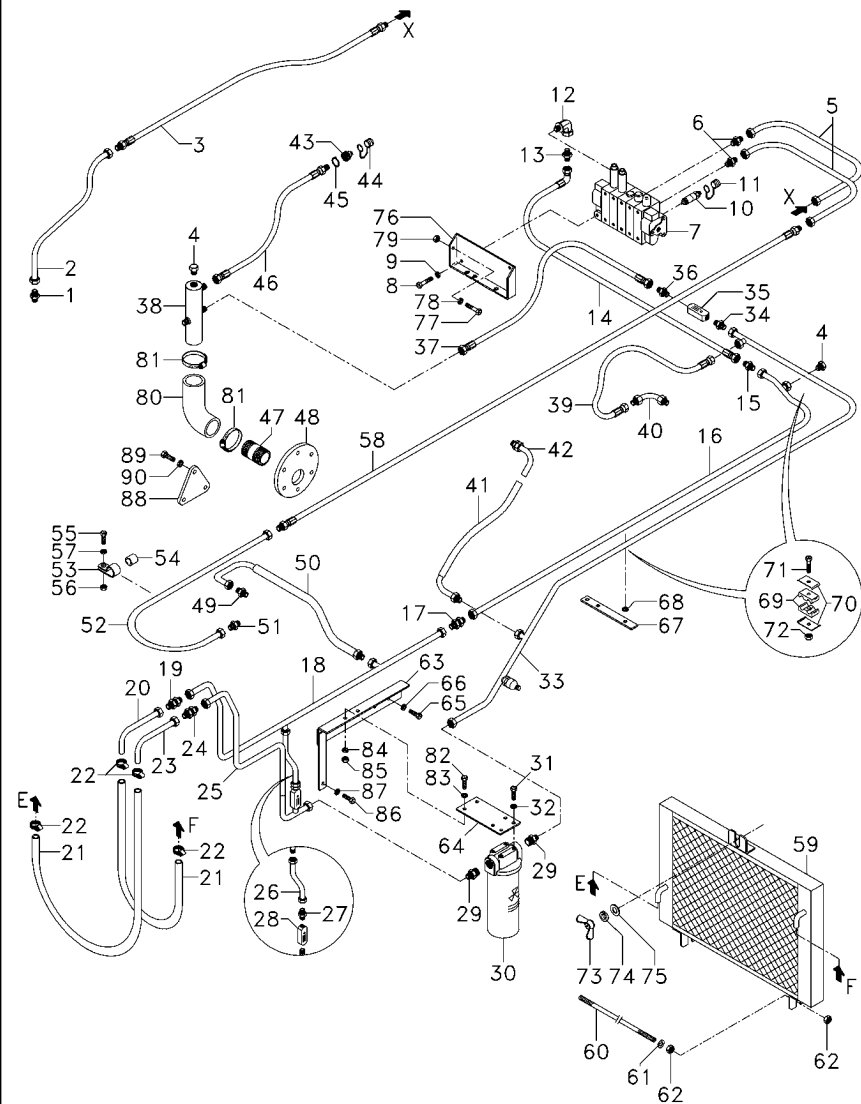
- 101 353446X1
- 102 6204885M1
- 103 353691X1
- 104 353756X1
- 105 353434X1
- 106 355566X1
- 107 339401X1
- 108 339376X1
- 109 3411758M1
- 110 353691X1
- 111 353434X1

- |   |           |        |                 |
|---|-----------|--------|-----------------|
| 1 | ARRUELA   | WASHER | ARANDELA        |
| 1 | ESPAÇADOR | SPACER | PIEZA DISTANCIA |
| 2 | PARAFUSO  | BOLT   | PERNO           |
| 3 | ARRUELA   | WASHER | ARANDELA        |
| 2 | ARRUELA   | WASHER | ARANDELA        |
| 2 | PORCA     | NUT    | TUERCA          |
| 1 | PARAFUSO  | BOLT   | PERNO           |
| 1 | ARRUELA   | WASHER | ARANDELA        |
| 1 | TAMPA     | COVER  | CUBIERTA        |
| 3 | PARAFUSO  | BOLT   | PERNO           |
| 3 | ARRUELA   | WASHER | ARANDELA        |

Radiador De Óleo  
Oil Radiator  
Radiador De Aceite

70-180

Com Fluxo Combinado - Sem Hidráulico - Com Cabine  
With Combined Flow - Without Hydraulic - With Cab  
Con Combined Flow - Sin Hidraulico - Con Cabina



- 1 6204922M1
- 2 6204923M91
- 3 6207077M91
- 4 6207076M1
- 5 6204929M91
- 6 6204925M1
- 7 6204930M91
- 8 353723X1
- 9 353439X1
- 10 3772942M1
- 11 3611673M1
- 12 3410425M91
- 13 6207568M1
- 14 6204938M91
- 15 356864X1
- 16 6204942M91
- 17 356864X1
- 18 6207525M91
- 19 6204945M91
- 20 028101N1
- 21 6204947M1
- 22 490801M1
- 23 028101N1
- 24 6204945M1
- 25 6207526M91
- 26 6208383M91
- 27 6204952M1
- 28 6204953M1
- 29 035138T1
- 30 067008T1
- 31 353677X1
- 32 339374X1
- 33 6207527M91
- 34 6204957M1
- 35 6204958M1
- 36 6204959M1
- 37 6204960M91
- 38 6204961M91
- 39 6204962M91
- 40 039339P1
- 41 6204965M91
- 42 033311P1
- 43 3410413M91
- 44 3611673M1
- 45 390948X1
- 46 6204968M91
- 47 020529P1
- 48 070501P1
- 49 047154T1
- 50 6204971M91

- |                 |                |                  |
|-----------------|----------------|------------------|
| 1 CONEXÃO       | CONNECTION     | CONEXION         |
| 1 TUBO          | PIPE           | CANO             |
| 1 MANGUEIRA     | HOSE           | FLEXIBLE         |
| 2 TAMPÃO        | PAD            | ALMOHADILLA      |
| 2 TUBO          | PIPE           | CANO             |
| 2 CONEXÃO       | CONNECTION     | CONEXION         |
| 1 CJ. COMANDO   | KIT, ACTUATOR  | JUEGO ACTUADOR   |
| 3 PARAFUSO      | BOLT           | PERNO            |
| 3 ARRUELA       | WASHER         | ARANDELA         |
| 6 VÁLVULA FÊMEA | FEMALE COUPLER | ACOPLADOR HEMBRA |
| 6 TAMPA         | COVER          | CUBIERTA         |
| 1 CONEXÃO       | CONNECTION     | CONEXION         |
| 1 CONEXÃO       | CONNECTION     | CONEXION         |
| 1 MANGUEIRA     | HOSE           | FLEXIBLE         |
| 1 CONEXÃO       | CONNECTION     | CONEXION         |
| 1 TUBO          | PIPE           | CANO             |
| 1 CONEXÃO       | CONNECTION     | CONEXION         |
| 1 TUBO          | PIPE           | CANO             |
| 1 CONEXÃO       | CONNECTION     | CONEXION         |
| 1 CJ. TUBO      | KIT, PIPE      | JUEGO CANO       |
| 2 MANGUEIRA     | HOSE           | FLEXIBLE         |
| 4 BRAÇADEIRA    | CLAMP          | ABRAZADERA       |
| 1 CJ. TUBO      | KIT, PIPE      | JUEGO CANO       |
| 1 CONEXÃO       | CONNECTION     | CONEXION         |
| 1 TUBO          | PIPE           | CANO             |
| 1 MANGUEIRA     | HOSE           | FLEXIBLE         |
| 1 CONEXÃO       | CONNECTION     | CONEXION         |
| 1 VÁLVULA       | VALVE          | VALVULA          |
| 2 ADAPTADOR     | ADAPTOR        | ADAPTADOR        |
| 1 CJ. FILTRO    | KIT, FILTER    | JUEGO FILTRO     |
| 4 PARAFUSO      | BOLT           | PERNO            |
| 4 ARRUELA       | WASHER         | ARANDELA         |
| 1 TUBO          | PIPE           | CANO             |
| 1 CONEXÃO       | CONNECTION     | CONEXION         |
| 1 VÁLVULA       | VALVE          | VALVULA          |
| 1 CONEXÃO       | CONNECTION     | CONEXION         |
| 1 MANGUEIRA     | HOSE           | FLEXIBLE         |
| 1 TUBO          | PIPE           | CANO             |
| 1 MANGUEIRA     | HOSE           | FLEXIBLE         |
| 1 TUBO          | PIPE           | CANO             |
| 1 MANGUEIRA     | HOSE           | FLEXIBLE         |
| 1 CONEXÃO       | CONNECTION     | CONEXION         |
| 1 ENGATE        | COUPLER        | ACOPLADOR        |
| 1 TAMPA         | COVER          | CUBIERTA         |
| 2 ANEL          | RING           | ARO              |
| 1 MANGUEIRA     | HOSE           | FLEXIBLE         |
| 1 CONEXÃO       | CONNECTION     | CONEXION         |
| 1 TAMPA         | COVER          | CUBIERTA         |
| 1 CONEXÃO       | CONNECTION     | CONEXION         |
| 1 MANGUEIRA     | HOSE           | FLEXIBLE         |

T0253019

EH00Z019

C068002 E02 (1)

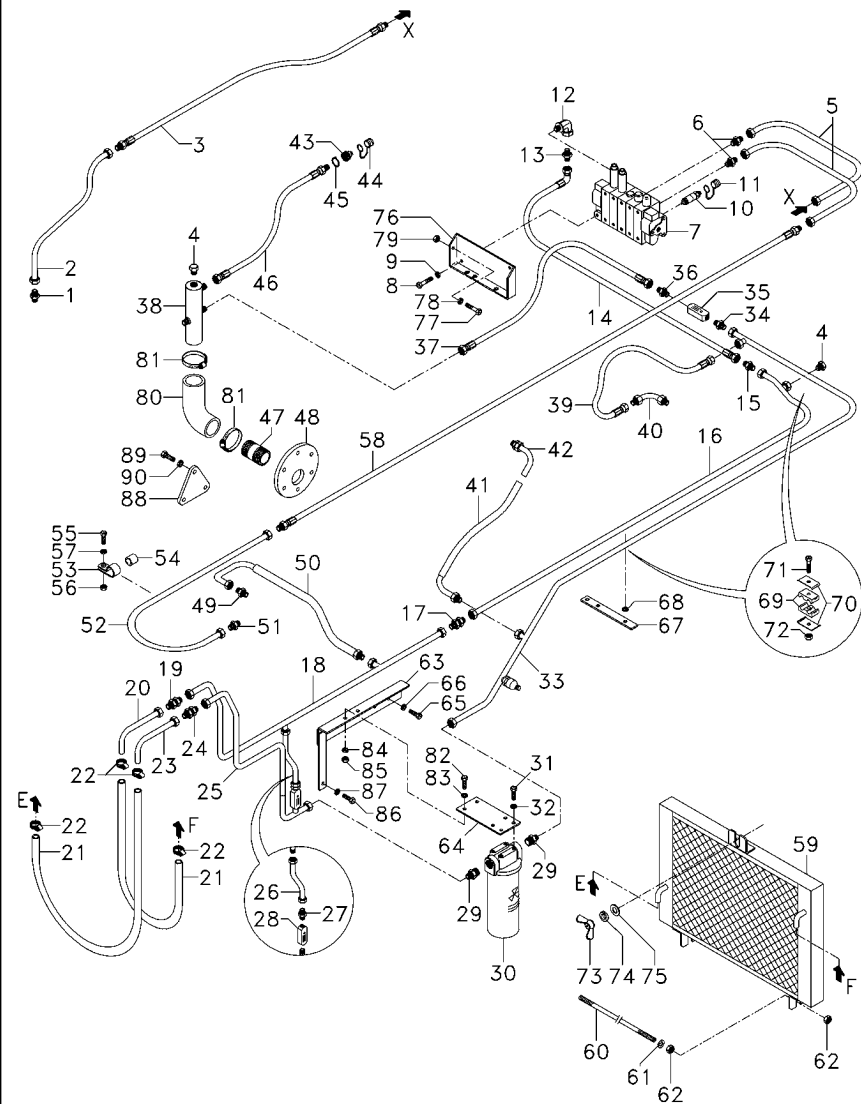
10/04

70-180

Radiador De Óleo  
Oil Radiator  
Radiador De Aceite

70-180

Com Fluxo Combinado - Sem Hidráulico - Com Cabine  
With Combined Flow - Without Hydraulic - With Cab  
Con Combined Flow - Sin Hidraulico - Con Cabina



- 51 6205089M1
- 52 6204973M91
- 53 3500226M1
- 54 3500227M1
- 55 353685X1
- 56 355565X1
- 57 353446X1
- 58 6207528M91
- 59 6204976M91
- 60 036157P1
- 61 829185M1
- 62 355565X1
- 63 6204977M91
- 64 039546P1
- 65 353677X1
- 66 353446X1
- 67 6204978M1
- 68 390734X1
- 69 028317P1
- 70 028318P1
- 71 339679X1
- 72 390881X1
- 73 3316334M91
- 74 339376X1
- 75 390734X1
- 76 071106S1
- 77 339761X1
- 78 339374X1
- 79 339169X1
- 80 020528P1
- 81 490803M1
- 82 353691X1
- 83 353756X1
- 84 353434X1
- 85 355566X1
- 86 339401X1
- 87 339376X1
- 88 3411758M1
- 89 353691X1
- 90 353434X1

- 1 CONEXÃO
- 1 TUBO
- 1 GRAMPO
- 1 ESPAÇADOR
- 1 PARAFUSO
- 1 PORCA
- 1 ARRUELA
- 1 MANGUEIRA
- 1 RADIADOR
- 1 TIRANTE
- 2 ARRUELA
- 1 SUPORTE
- 1 SUPORTE
- 4 PARAFUSO
- 4 ARRUELA
- 1 SUPORTE
- 1 ARRUELA
- 4 COXIM
- 4 GRAMPO
- 2 PARAFUSO
- 2 PORCA
- 1 PORCA
- 1 ARRUELA
- 1 ARRUELA
- 1 SUPORTE
- 2 PARAFUSO
- 2 ARRUELA
- 2 PORCA
- 1 MANGUEIRA
- 2 BRAÇADEIRA
- 2 PARAFUSO
- 3 ARRUELA
- 2 ARRUELA
- 2 PORCA
- 1 PARAFUSO
- 1 ARRUELA
- 1 TAMPA
- 3 PARAFUSO
- 3 ARRUELA

- CONNECTION
- PIPE
- CRAMP
- SPACER
- BOLT
- NUT
- WASHER
- HOSE
- RADIATOR
- ROD
- WASHER
- CLEVIS
- BRACKET
- BOLT
- WASHER
- CLEVIS
- WASHER
- MOUNTING
- CRAMP
- BOLT
- NUT
- NUT
- WASHER
- WASHER
- CLEVIS
- BOLT
- WASHER
- NUT
- HOSE
- CLAMP
- BOLT
- WASHER
- WASHER
- NUT
- BOLT
- WASHER
- COVER
- BOLT
- WASHER

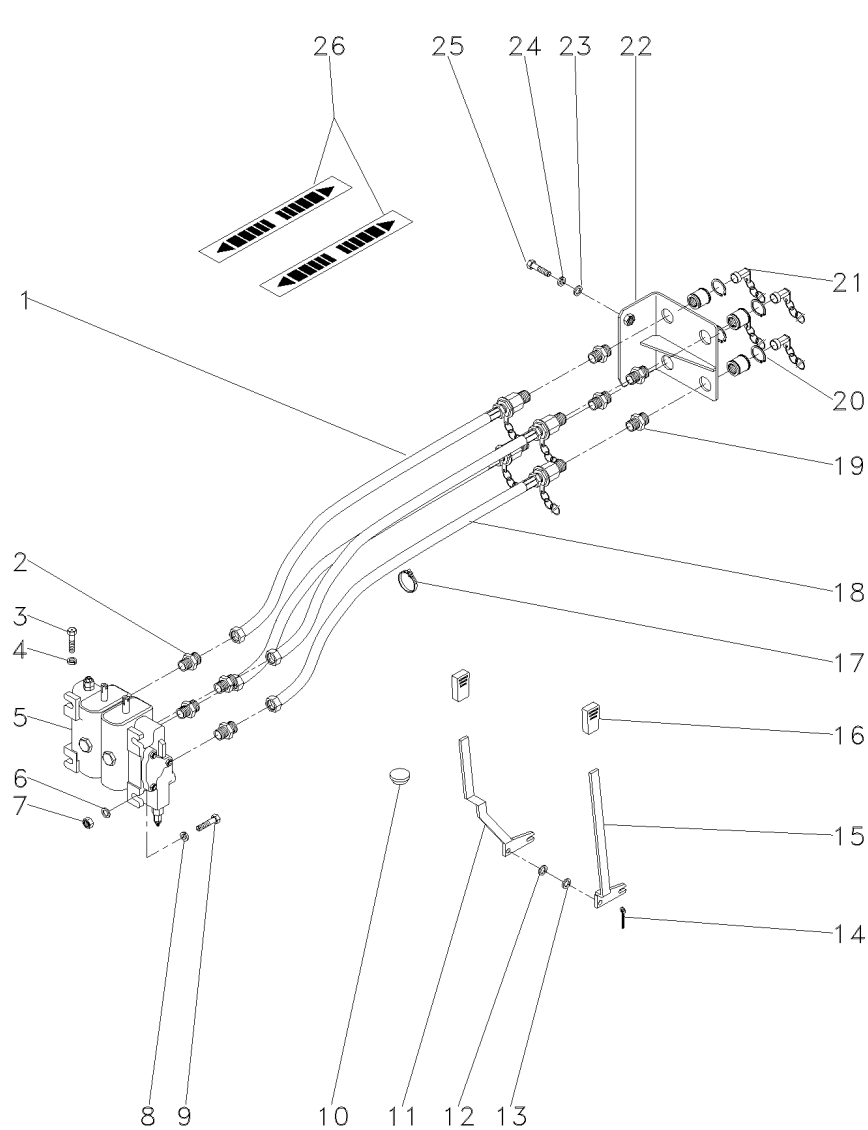
- CONEXION
- CANO
- PASADOR
- PIEZA DISTANCIA
- PERNO
- TUERCA
- ARANDELA
- FLEXIBLE
- RADIADOR
- VARILLA
- ARANDELA
- TUERCA
- GANCHO SEGUR.
- SOPORTE
- PERNO
- ARANDELA
- GANCHO SEGUR.
- ARANDELA
- MONTANTE
- PASADOR
- PERNO
- TUERCA
- TUERCA
- ARANDELA
- ARANDELA
- GANCHO SEGUR.
- PERNO
- ARANDELA
- TUERCA
- PERNO
- ARANDELA
- CUBIERTA
- PERNO
- ARANDELA

Controle Remoto  
Remote Control  
Control Remoto

2 Corpos  
2 Boddys  
2 Cuerpos

70-185

Sem Hidráulico  
Without Hydraulic  
Sin Hidraulico



70-445 No

- 1 3409857M91
- 2 358743X91
- 3 339761X1
- 4 339374X1
- 5 036487T1
- 6 355618X1
- 7 355565X1
- 8 353446X1
- 9 353683X1
- 10 2801324M1
- 11 039644S1
- 12 355618X1
- 13 196010M1
- 14 354048X1
- 15 039643S1
- 16 035972P1
- 17 3225356M1
- 18 3412088M91
- 19 3412687M1
- 20 390948X1
- 21 3410413M92
- 22 027653S1
- 23 829185M1
- 24 339374X1
- 25 339761X1
- 26 3585948M1

- 2 MANGUEIRA
- 4 CONEXÃO
- 2 PARAFUSO
- 2 ARRUELA
- 1 CJ. COMANDO
- 6 ARRUELA
- 3 PORCA
- 3 ARRUELA
- 3 PARAFUSO
- 1 BUJÃO
- 1 ALAVANCA
- 2 ARRUELA
- X ARRUELA
- 2 CUPILHA
- 1 ALAVANCA
- 2 MANÍPULO
- 2 BRAÇADEIRA
- 2 MANGUEIRA
- 4 CONEXÃO
- 8 ANEL
- 4 ENGATE
- 1 SUPORTE
- 3 ARRUELA
- 3 ARRUELA
- 3 PARAFUSO
- 2 EMBLEMA

- HOSE
- CONNECTION
- BOLT
- WASHER
- KIT, ACTUATOR
- WASHER
- NUT
- WASHER
- BOLT
- PLUG
- LEVER
- WASHER
- WASHER
- COTTER PIN
- LEVER
- KNOB
- CLAMP
- HOSE
- CONNECTION
- RING
- COUPLER
- BRACKET
- WASHER
- WASHER
- BOLT
- EMBLEM

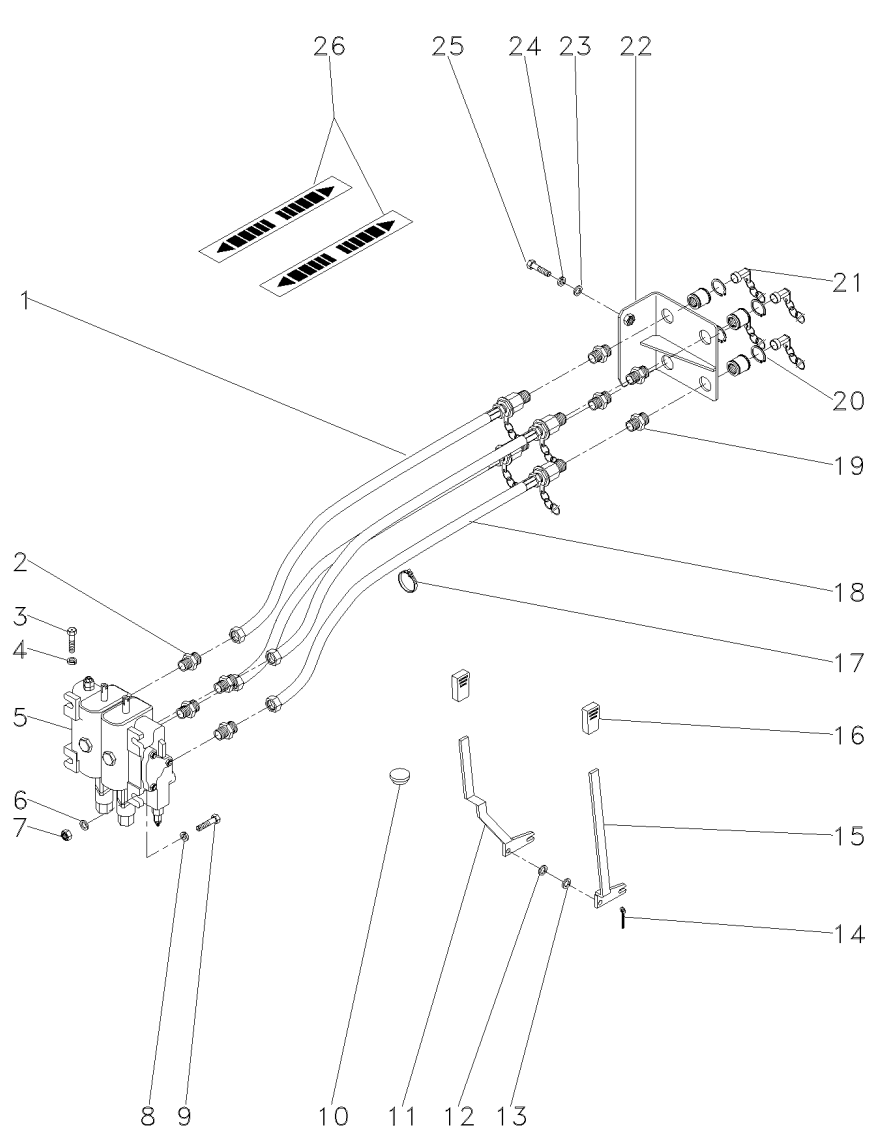
- FLEXIBLE
- CONEXION
- PERNO
- ARANDELA
- JUEGO ACTUADOR
- ARANDELA
- TUERCA
- ARANDELA
- PERNO
- TAPON
- PALANCA
- ARANDELA
- ARANDELA
- PASADOR DOUBLE
- PALANCA
- POMO
- ABRAZADERA
- FLEXIBLE
- CONEXION
- ARO
- ACOPLADOR
- SOPORTE
- ARANDELA
- ARANDELA
- PERNO
- EMBLEMA

Controle Remoto  
Remote Control  
Control Remoto

2 Corpos  
2 Boddys  
2 Cuerpos

70-190

Com Contr. Remoto 2 Corpos Detente / Sem Levante  
With 2 Boddy Remote Control Detain / Without Lift  
Con Contr. Remoto 2 Cuerpos Detenedor / Sin Levant



- 1 3409857M91
- 2 358743X91
- 3 339761X1
- 4 339374X1
- 5 063087T1
- 6 355618X1
- 7 355565X1
- 8 353446X1
- 9 353683X1
- 10 2801324M1
- 11 039644S1
- 12 355618X1
- 13 196010M1
- 14 354048X1
- 15 039643S1
- 16 035972P1
- 17 3225356M1
- 18 3412088M91
- 19 3412687M1
- 20 390948X1
- 21 3410413M92
- 22 027653S1
- 23 829185M1
- 24 339374X1
- 25 339761X1
- 26 3585948M1

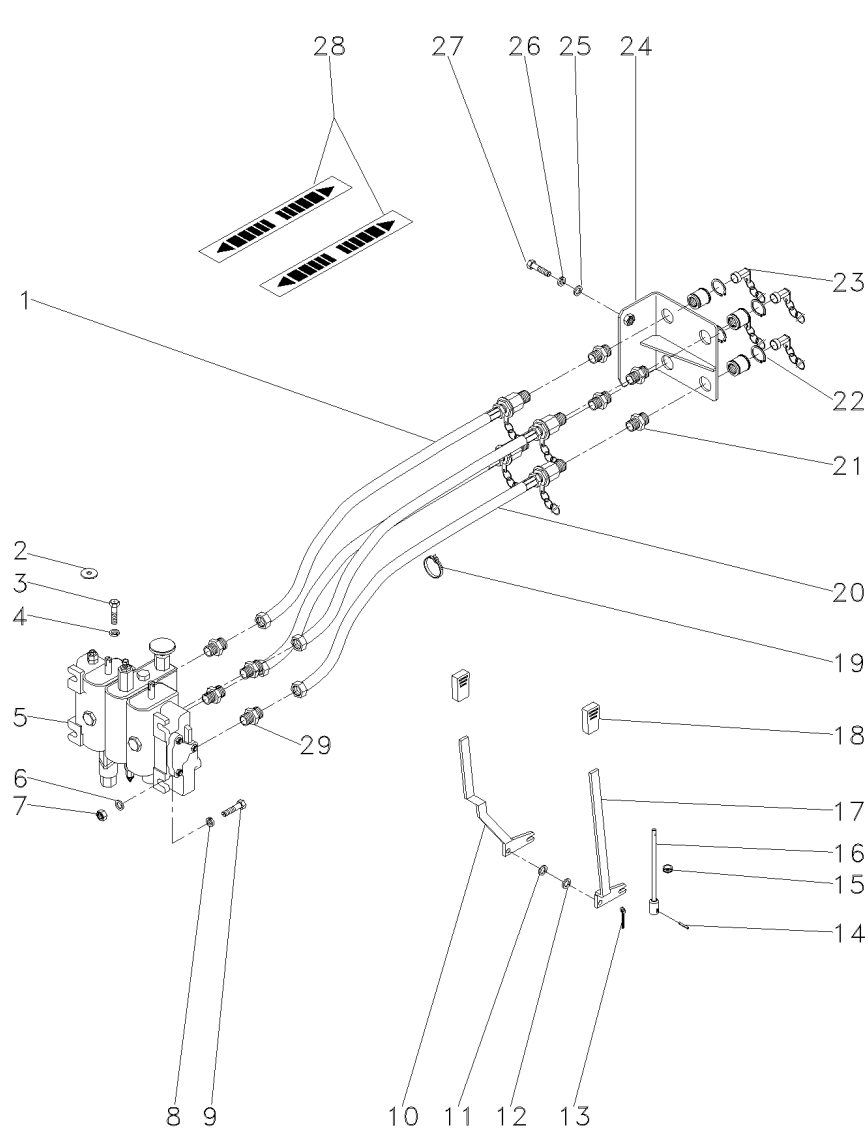
- |               |               |                |
|---------------|---------------|----------------|
| 2 MANGUEIRA   | HOSE          | FLEXIBLE       |
| 4 CONEXÃO     | CONNECTION    | CONEXION       |
| 2 PARAFUSO    | BOLT          | PERNO          |
| 2 ARRUELA     | WASHER        | ARANDELA       |
| 1 CJ. COMANDO | KIT, ACTUATOR | JUEGO ACTUADOR |
| 6 ARRUELA     | WASHER        | ARANDELA       |
| 3 PORCA       | NUT           | TUERCA         |
| 3 ARRUELA     | WASHER        | ARANDELA       |
| 3 PARAFUSO    | BOLT          | PERNO          |
| 1 BUJÃO       | PLUG          | TAPON          |
| 1 ALAVANCA    | LEVER         | PALANCA        |
| 2 ARRUELA     | WASHER        | ARANDELA       |
| X ARRUELA     | WASHER        | ARANDELA       |
| 2 CUPILHA     | COTTER PIN    | PASADOR DOUBLE |
| 1 ALAVANCA    | LEVER         | PALANCA        |
| 2 MANÍPULO    | KNOB          | POMO           |
| 2 BRAÇADEIRA  | CLAMP         | ABRAZADERA     |
| 2 MANGUEIRA   | HOSE          | FLEXIBLE       |
| 4 CONEXÃO     | CONNECTION    | CONEXION       |
| 8 ANEL        | RING          | ARO            |
| 4 ENGATE      | COUPLER       | ACOPLADOR      |
| 1 SUPORTE     | BRACKET       | SOPORTE        |
| 3 ARRUELA     | WASHER        | ARANDELA       |
| 3 ARRUELA     | WASHER        | ARANDELA       |
| 3 PARAFUSO    | BOLT          | PERNO          |
| 2 EMBLEMA     | EMBLEM        | EMBLEMA        |

Controle Remoto  
Remote Control  
Control Remoto

2 Corpos  
2 Boddys  
2 Cuerpos

70-195

Com Detente E Reg. Vazão / Sem Levante  
With Detain And Variable Flow / Without Lift  
Con Detenedor Y Reg. Vazió / Sin Levante



- 1 3409857M91
- 2 390652X1
- 3 339761X1
- 4 339374X1
- 5 063088T1
- 6 355618X1
- 7 355565X1
- 8 353446X1
- 9 353683X1
- 10 039644S1
- 11 355618X1
- 12 196010M1
- 13 354048X1
- 14 2801719M1
- 15 834096M1
- 16 063192S1
- 17 063154S1
- 18 035972P1
- 19 3225356M1
- 20 3412088M91
- 21 3412687M1
- 22 390948X1
- 23 3410413M92
- 24 027653S1
- 25 829185M1
- 26 339374X1
- 27 339761X1
- 28 3585948M1
- 29 358743X91

- 2 MANGUEIRA
- 1 ARRUELA
- 2 PARAFUSO
- 2 ARRUELA
- 1 CJ. COMANDO
- 4 ARRUELA
- 2 PORCA
- 2 ARRUELA
- 2 PARAFUSO
- 1 ALAVANCA
- 2 ARRUELA
- X ARRUELA
- 2 CUPILHA
- 1 PINO
- 1 PASSA-FIO
- 1 TIRANTE
- 1 ALAVANCA
- 2 MANÍPULO
- 2 BRAÇADEIRA
- 2 MANGUEIRA
- 4 CONEXÃO
- 8 ANEL
- 4 ENGATE
- 1 SUPORTE
- 3 ARRUELA
- 3 ARRUELA
- 3 PARAFUSO
- 2 EMBLEMA
- 4 CONEXÃO

- HOSE
- WASHER
- BOLT
- WASHER
- DISTRIBUTOR
- WASHER
- NUT
- WASHER
- BOLT
- LEVER
- WASHER
- WASHER
- COTTER PIN
- PIN
- GROMMET
- ROD
- LEVER
- KNOB
- CLAMP
- HOSE
- CONNECTION
- RING
- COUPLER
- BRACKET
- WASHER
- WASHER
- BOLT
- EMBLEM
- CONNECTION

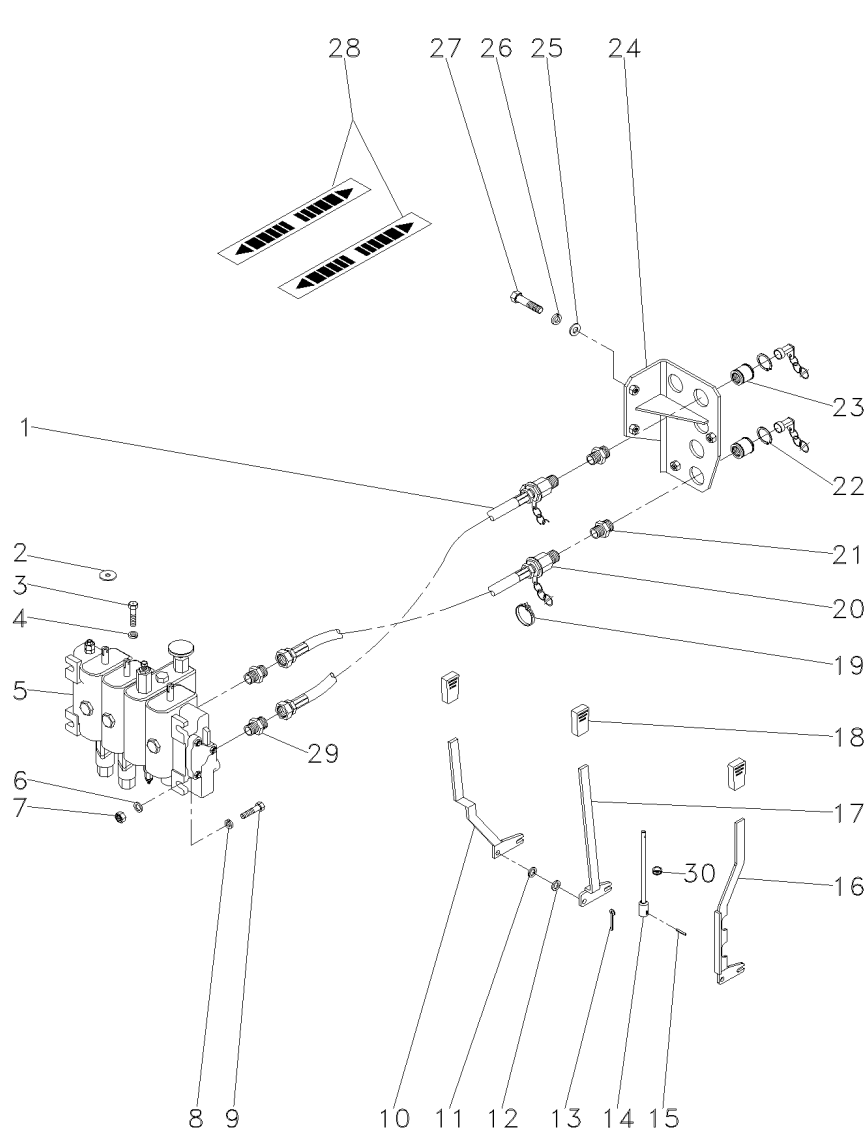
- FLEXIBLE
- ARANDELA
- PERNO
- ARANDELA
- DISTRIBUIDOR
- ARANDELA
- TUERCA
- ARANDELA
- PERNO
- PALANCA
- ARANDELA
- ARANDELA
- PASADOR DOUBLE
- PASADOR
- PASACABLE
- VARILLA
- PALANCA
- POMO
- ABRAZADERA
- FLEXIBLE
- CONEXION
- ARO
- ACOPLADOR
- SOPORTE
- ARANDELA
- ARANDELA
- PERNO
- EMBLEMA
- CONEXION

Controle Remoto  
Remote Control  
Control Remoto

3 Corpos  
3 Body  
3 Cuerpos

70-200

Com Detente E Reg. Vazão / Sem Levante  
With Detain And Variable Flow / Without Lift  
Con Detenedor Y Reg. Vazió / Sin Levante



- 1 3409857M91
- 2 390652X1
- 3 339761X1
- 4 339374X1
- 5 063089T1
- 6 355618X1
- 7 355565X1
- 8 353446X1
- 9 353683X1
- 10 039644S1
- 11 355618X1
- 12 196010M1
- 13 354048X1
- 14 063192S1
- 15 2801719M1
- 16 063157S1
- 17 063154S1
- 18 035972P1
- 19 3225356M1
- 20 3412088M91
- 21 3412687M1
- 22 390948X1
- 23 3410413M92
- 24 063199S1
- 25 829185M1
- 26 339374X1
- 27 339761X1
- 28 3585948M1
- 29 358743X91

- 3 MANGUEIRA
- 1 ARRUELA
- 4 PARAFUSO
- 4 ARRUELA
- 1 CJ. COMANDO
- 4 ARRUELA
- 2 PORCA
- 2 ARRUELA
- 2 PARAFUSO
- 1 ALAVANCA
- 3 ARRUELA
- X ARRUELA
- 3 CUPILHA
- 1 TIRANTE
- 1 PINO
- 1 ALAVANCA
- 1 ALAVANCA
- 3 MANÍPULO
- 3 BRAÇADEIRA
- 3 MANGUEIRA
- 6 CONEXÃO
- 12 ANEL
- 6 ENGATE
- 1 SUPORTE
- 4 ARRUELA
- 2 ARRUELA
- 2 PARAFUSO
- 2 EMBLEMA
- 6 CONEXÃO

- HOSE
- WASHER
- BOLT
- WASHER
- KIT, ACTUATOR
- WASHER
- NUT
- WASHER
- BOLT
- LEVER
- WASHER
- WASHER
- COTTER PIN
- ROD
- PIN
- LEVER
- LEVER
- KNOB
- CLAMP
- HOSE
- CONNECTION
- RING
- COUPLER
- BRACKET
- WASHER
- WASHER
- BOLT
- EMBLEM
- CONNECTION

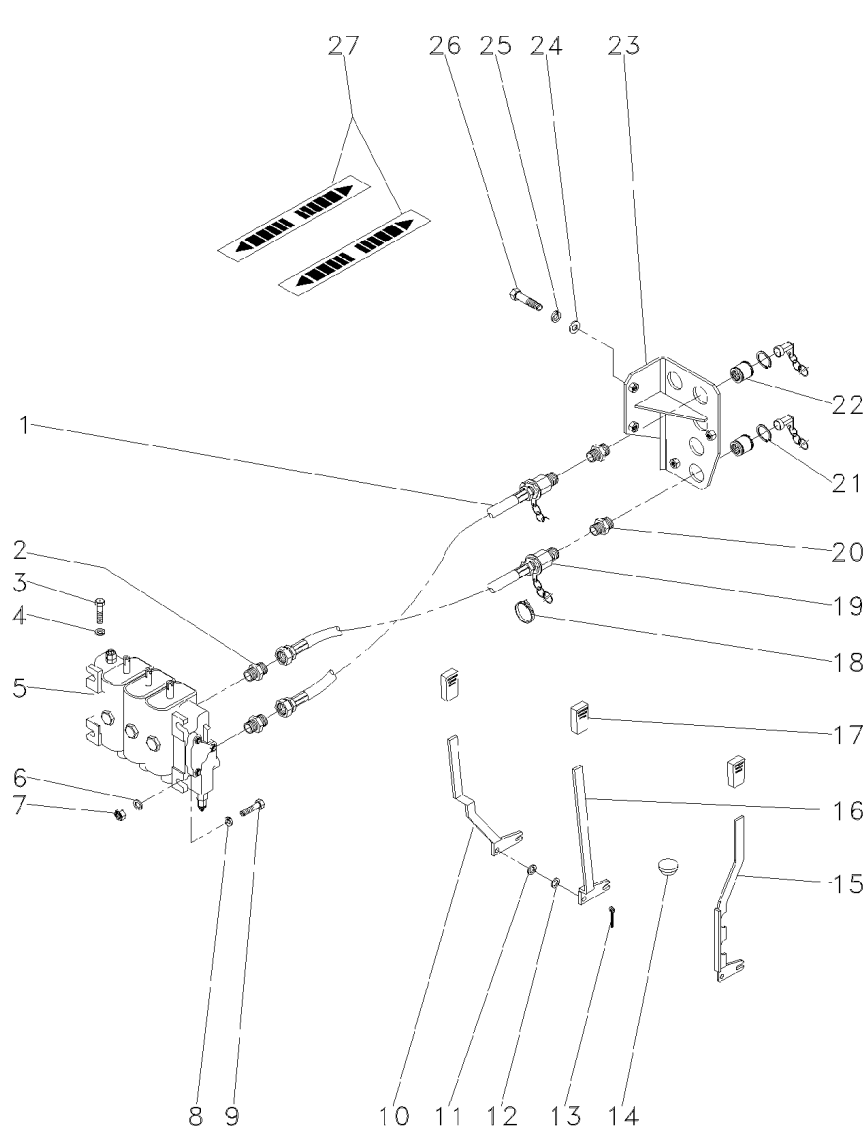
- FLEXIBLE
- ARANDELA
- PERNO
- ARANDELA
- JUEGO ACTUADOR
- ARANDELA
- TUERCA
- ARANDELA
- PERNO
- PALANCA
- ARANDELA
- ARANDELA
- PASADOR DOUBLE
- VARILLA
- PASADOR
- PALANCA
- PALANCA
- POMO
- ABRAZADERA
- FLEXIBLE
- CONEXION
- ARO
- ACOPLADOR
- SOPORTE
- ARANDELA
- ARANDELA
- PERNO
- EMBLEMA
- CONEXION

Controle Remoto  
Remote Control  
Control Remoto

3 Corpos  
3 Body  
3 Cuerpos

70-205

Sem Levante  
Without Lift  
Sin Levante



- 1 3409857M91
- 2 358743X91
- 3 339761X1
- 4 339374X1
- 5 063090T1
- 6 355618X1
- 7 355565X1
- 8 353446X1
- 9 353683X1
- 10 039644S1
- 11 355618X1
- 12 196010M1
- 13 354048X1
- 14 2801324M1
- 15 063157S1
- 16 039643S1
- 17 035972P1
- 18 3225356M1
- 19 3412088M91
- 20 3412687M1
- 21 390948X1
- 22 3410413M92
- 23 063199S1
- 24 829185M1
- 25 339374X1
- 26 339761X1
- 27 3585948M1

- 3 MANGUEIRA
- 6 CONEXÃO
- 4 PARAFUSO
- 4 ARRUELA
- 1 C.J. COMANDO
- 6 ARRUELA
- 3 PORCA
- 3 ARRUELA
- 3 PARAFUSO
- 1 ALAVANCA
- 2 ARRUELA
- X ARRUELA
- 3 CUPILHA
- 1 BUJÃO
- 1 ALAVANCA
- 1 ALAVANCA
- 3 MANÍPULO
- 2 BRAÇADEIRA
- 3 MANGUEIRA
- 6 CONEXÃO
- 12 ANEL
- 6 ENGATE
- 1 SUPORTE
- 4 ARRUELA
- 2 ARRUELA
- 2 PARAFUSO
- 3 EMBLEMA

- HOSE
- CONNECTION
- BOLT
- WASHER
- KIT, ACTUATOR
- WASHER
- NUT
- WASHER
- BOLT
- LEVER
- WASHER
- WASHER
- COTTER PIN
- PLUG
- LEVER
- LEVER
- KNOB
- CLAMP
- HOSE
- CONNECTION
- RING
- COUPLER
- BRACKET
- WASHER
- WASHER
- BOLT
- EMBLEM

- FLEXIBLE
- CONEXION
- PERNO
- ARANDELA
- JUEGO ACTUADOR
- ARANDELA
- TUERCA
- ARANDELA
- PERNO
- PALANCA
- ARANDELA
- ARANDELA
- PASADOR DOUBLE
- TAPON
- PALANCA
- PALANCA
- POMO
- ABRAZADERA
- FLEXIBLE
- CONEXION
- ARO
- ACOPLADOR
- SOPORTE
- ARANDELA
- ARANDELA
- PERNO
- EMBLEMA

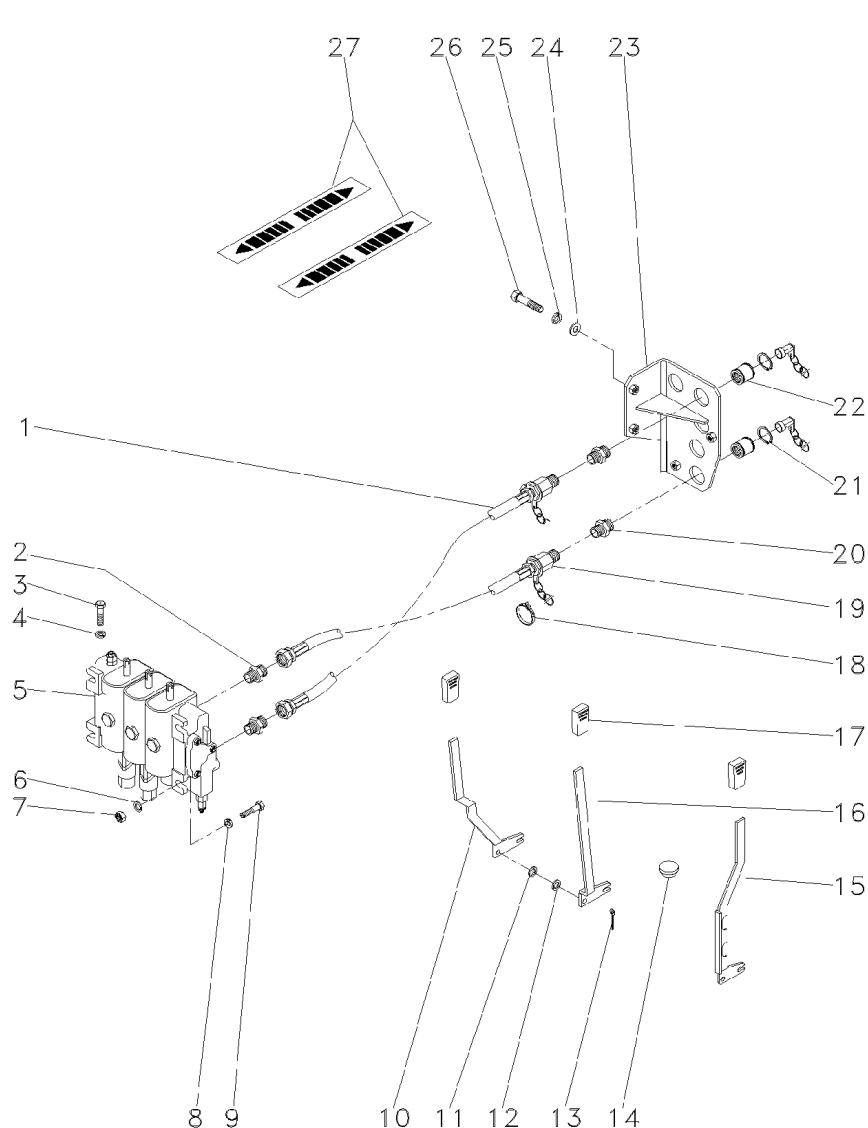


Controle Remoto  
Remote Control  
Control Remoto

3 Corpos  
3 Body  
3 Cuerpos

70-210

Com Contr. Remoto 2 Corpos Detente / Sem Levante  
With 2 Boddy Remote Control Detain / Without Lift  
Con Contr. Remoto 2 Cuerpos Detenedor / Sin Levant



- 1 3409857M91
- 2 358743X91
- 3 339761X1
- 4 339374X1
- 5 063091T1
- 6 355618X1
- 7 355565X1
- 8 353446X1
- 9 353683X1
- 10 039644S1
- 11 355618X1
- 12 196010M1
- 13 354048X1
- 14 2801324M1
- 15 063157S1
- 16 039643S1
- 17 035972P1
- 18 3225356M1
- 19 3412088M91
- 20 3412687M1
- 21 390948X1
- 22 3410413M92
- 23 063199S1
- 24 829185M1
- 25 339374X1
- 26 339761X1
- 27 3585948M1

- 3 MANGUEIRA
- 6 CONEXÃO
- 4 PARAFUSO
- 4 ARRUELA
- 1 CJ. COMANDO
- 6 ARRUELA
- 3 PORCA
- 3 ARRUELA
- 3 PARAFUSO
- 1 ALAVANCA
- 3 ARRUELA
- X ARRUELA
- 3 CUPILHA
- 1 BUJÃO
- 1 ALAVANCA
- 1 ALAVANCA
- 3 MANÍPULO
- 3 BRAÇADEIRA
- 3 MANGUEIRA
- 6 CONEXÃO
- 12 ANEL
- 6 ENGATE
- 1 SUPORTE
- 4 ARRUELA
- 2 ARRUELA
- 2 PARAFUSO
- 3 EMBLEMA

- HOSE
- CONNECTION
- BOLT
- WASHER
- KIT, ACTUATOR
- WASHER
- NUT
- WASHER
- BOLT
- LEVER
- WASHER
- WASHER
- COTTER PIN
- PLUG
- LEVER
- LEVER
- KNOB
- CLAMP
- HOSE
- CONNECTION
- RING
- COUPLER
- BRACKET
- WASHER
- WASHER
- BOLT
- EMBLEM

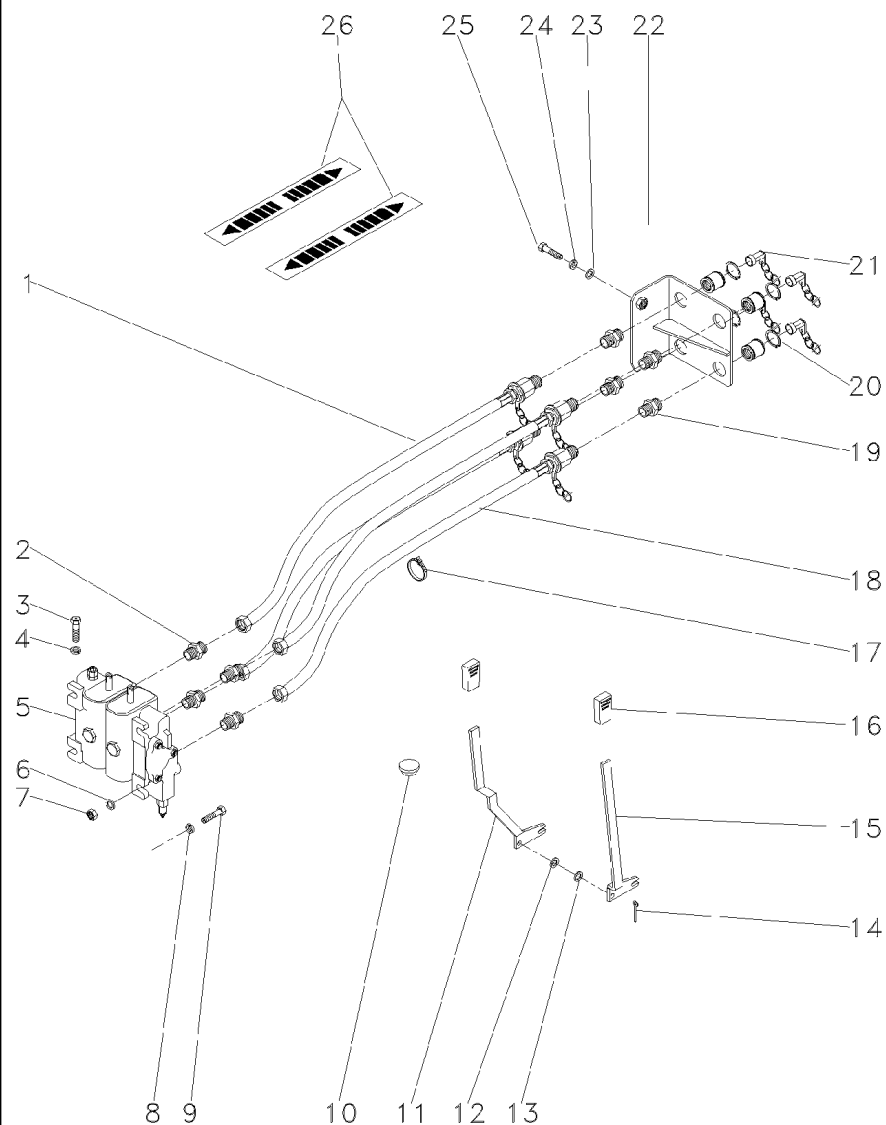
- FLEXIBLE
- CONEXION
- PERNO
- ARANDELA
- JUEGO ACTUADOR
- ARANDELA
- TUERCA
- ARANDELA
- PERNO
- PALANCA
- ARANDELA
- ARANDELA
- PASADOR DOUBLE
- TAPON
- PALANCA
- PALANCA
- POMO
- ABRAZADERA
- FLEXIBLE
- CONEXION
- ARO
- ACOPLADOR
- SOPORTE
- ARANDELA
- ARANDELA
- PERNO
- EMBLEMA

Controle Remoto  
Remote Control  
Control Remoto

2 Corpos  
2 Boddys  
2 Cuerpos

70-215

Controle Remoto 2 Corpos / Com Hydrotronic  
With 2 Boddy Remote Control / With Hydrotronic  
Con Contr. Remoto 2 Cuerpos / Con Hydrotronic



- 1 3409857M91
- 2 358743X91
- 3 339761X1
- 4 339374X1
- 5 039649T1
- 6 355618X1
- 7 355565X1
- 8 353446X1
- 9 353683X1
- 10 2801324M1
- 11 039644S1
- 12 196010M1
- 13 355618X1
- 14 354048X1
- 15 039643S1
- 16 035972P1
- 17 3225356M1
- 18 3412088M91
- 19 3412687M1
- 20 390948X1
- 21 3410413M92
- 22 027653S1
- 23 829185M1
- 24 339374X1
- 25 339761X1
- 26 3585948M1

- 2 MANGUEIRA
- 4 CONEXÃO
- 3 PARAFUSO
- 3 ARRUELA
- 1 C.J. COMANDO
- 6 ARRUELA
- 3 PORCA
- 3 ARRUELA
- 3 PARAFUSO
- 1 BUJÃO
- 1 ALAVANCA
- X ARRUELA
- 2 ARRUELA
- 2 CUPILHA
- 1 ALAVANCA
- 2 MANÍPULO
- 2 BRAÇADEIRA
- 2 MANGUEIRA
- 4 CONEXÃO
- 8 ANEL
- 4 ENGATE
- 1 SUPORTE
- 3 ARRUELA
- 2 ARRUELA
- 2 PARAFUSO
- 2 EMBLEMA

- HOSE
- CONNECTION
- BOLT
- WASHER
- KIT, ACTUATOR
- WASHER
- NUT
- WASHER
- BOLT
- PLUG
- LEVER
- WASHER
- WASHER
- COTTER PIN
- LEVER
- KNOB
- CLAMP
- HOSE
- CONNECTION
- RING
- COUPLER
- BRACKET
- WASHER
- WASHER
- BOLT
- EMBLEM

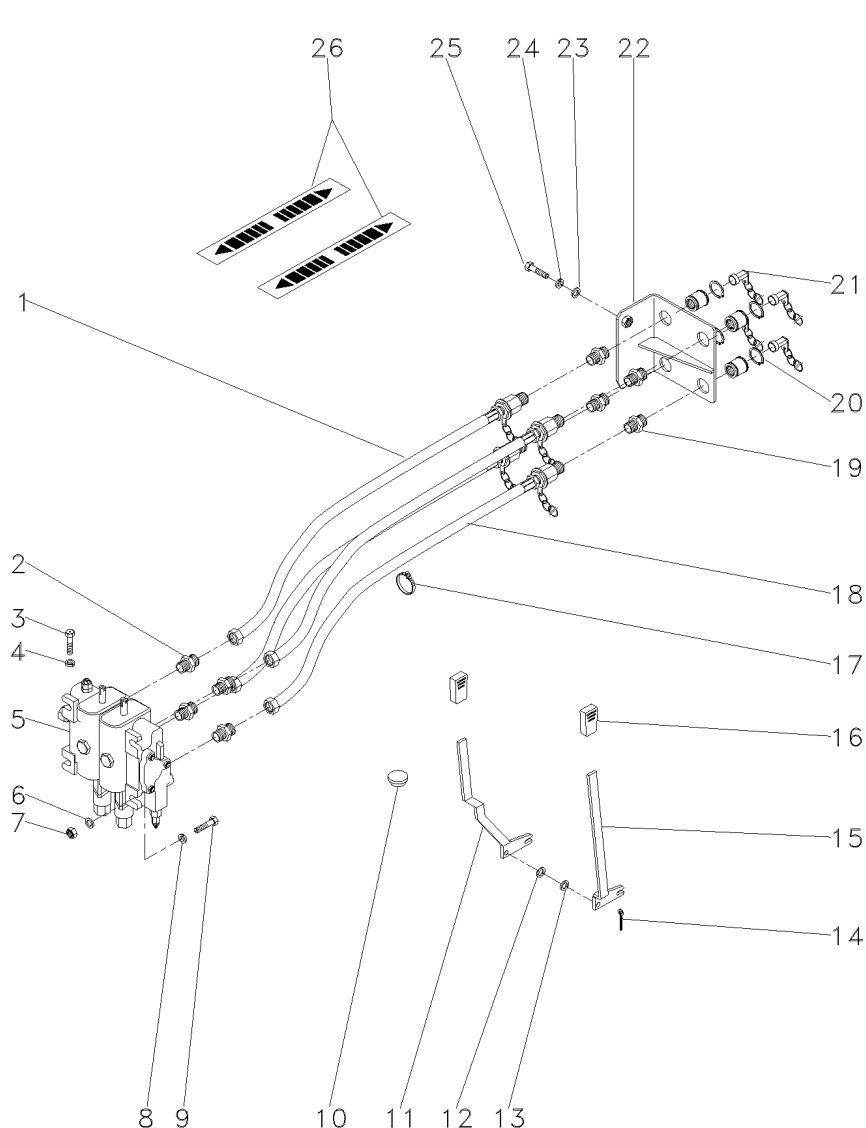
- FLEXIBLE
- CONEXION
- PERNO
- ARANDELA
- JUEGO ACTUADOR
- ARANDELA
- TUERCA
- ARANDELA
- PERNO
- TAPON
- PALANCA
- ARANDELA
- ARANDELA
- PASADOR DOUBLE
- PALANCA
- POMO
- ABRAZADERA
- FLEXIBLE
- CONEXION
- ARO
- ACOPLADOR
- SOPORTE
- ARANDELA
- ARANDELA
- PERNO
- EMBLEMA

Controle Remoto  
Remote Control  
Control Remoto

2 Corpos  
2 Boddys  
2 Cuerpos

70-220

Contr. Remoto 2 Corpos, Detente / Com Hydrotronic  
2 Boddy Remote Control, Detain / With Hydrotronic  
Contr. Rem. 2 Cuerpos, Detenedor / Con Hydrotronic



- 1 3409857M91
- 2 358743X91
- 3 339761X1
- 4 339374X1
- 5 063092T1
- 6 355618X1
- 7 355665X1
- 8 353446X1
- 9 353683X1
- 10 2801324M1
- 11 039644S1
- 12 196010M1
- 13 355618X1
- 14 354048X1
- 15 039643S1
- 16 035972P1
- 17 3225356M1
- 18 3412088M91
- 19 3412687M1
- 20 390948X1
- 21 3410413M92
- 22 027653S1
- 23 829185M1
- 24 339374X1
- 25 339761X1
- 26 3585948M1

- 2 MANGUEIRA
- 4 CONEXÃO
- 3 PARAFUSO
- 3 ARRUELA
- 1 CJ. COMANDO
- 6 ARRUELA
- 3 PORCA
- 3 ARRUELA
- 3 PARAFUSO
- 1 BUJÃO
- 1 ALAVANCA
- X ARRUELA
- 2 ARRUELA
- 2 CUPILHA
- 1 ALAVANCA
- 2 MANÍPULO
- 2 BRAÇADEIRA
- 2 MANGUEIRA
- 4 CONEXÃO
- 8 ANEL
- 4 ENGATE
- 1 SUPORTE
- 3 ARRUELA
- 2 ARRUELA
- 2 PARAFUSO
- 2 EMBLEMA

- HOSE
- CONNECTION
- BOLT
- WASHER
- DISTRIBUTOR
- WASHER
- NUT
- WASHER
- BOLT
- PLUG
- LEVER
- WASHER
- WASHER
- COTTER PIN
- LEVER
- KNOB
- CLAMP
- HOSE
- CONNECTION
- RING
- COUPLER
- BRACKET
- WASHER
- WASHER
- BOLT
- EMBLEM

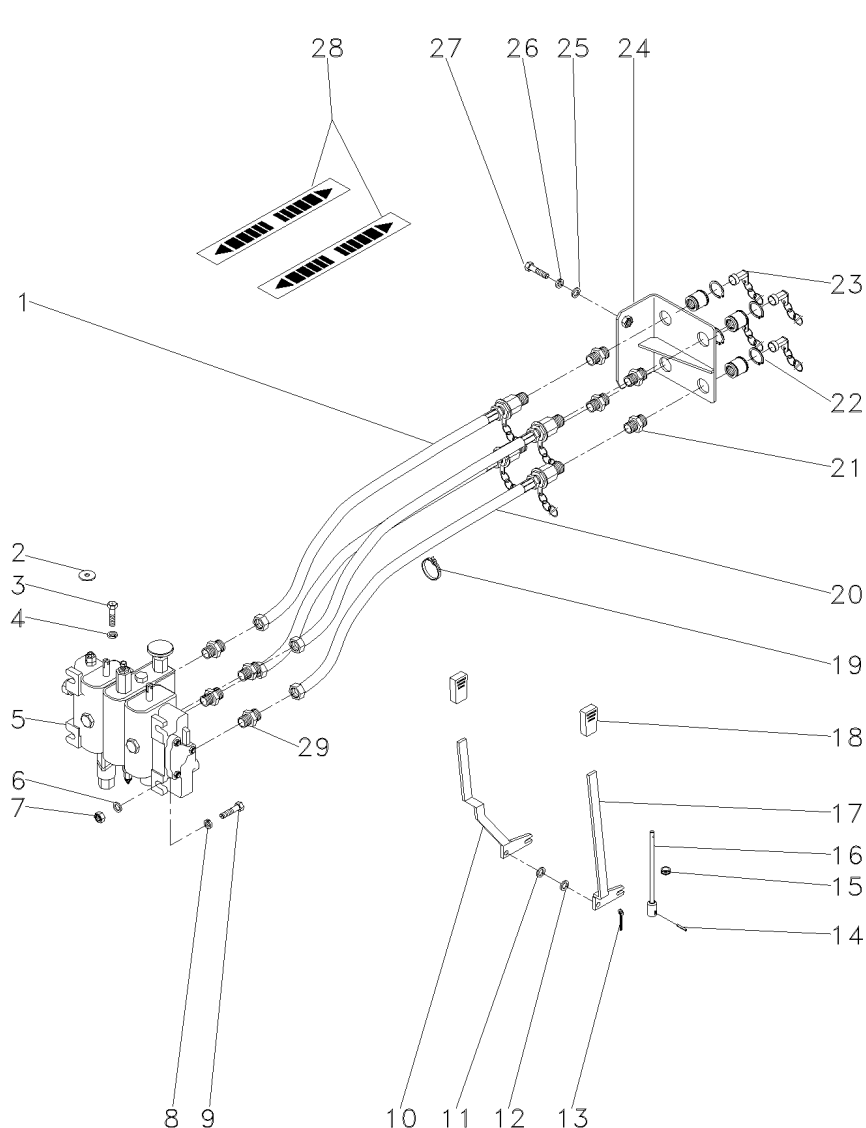
- FLEXIBLE
- CONEXION
- PERNO
- ARANDELA
- DISTRIBUIDOR
- ARANDELA
- TUERCA
- ARANDELA
- PERNO
- TAPON
- PALANCA
- ARANDELA
- ARANDELA
- PASADOR DOUBLE
- PALANCA
- POMO
- ABRAZADERA
- FLEXIBLE
- CONEXION
- ARO
- ACOPLADOR
- SOPORTE
- ARANDELA
- ARANDELA
- PERNO
- EMBLEMA

Controle Remoto  
Remote Control  
Control Remoto

1 Corpo  
1 Body  
1 Cuerpo

70-225

Com Detente E Reg. Vazão / Com Hydrotronic  
With Detain And Variable Flow / With Hydrotronic  
Con Detenedor Y Reg. Vazió / Con Hydrotronic



- 1 3409857M91
- 2 390652X1
- 3 339761X1
- 4 339374X1
- 5 063093T1
- 6 355618X1
- 7 355565X1
- 8 353446X1
- 9 353683X1
- 10 039644S1
- 11 196010M1
- 12 355618X1
- 13 354048X1
- 14 2801719M1
- 15 834096M1
- 16 063192S1
- 17 063154S1
- 18 035972P1
- 19 3225356M1
- 20 3412088M91
- 21 3412687M1
- 22 390948X1
- 23 3410413M92
- 24 027653S1
- 25 829185M1
- 26 339374X1
- 27 339761X1
- 28 3585948M1
- 29 358743X91

- 2 MANGUEIRA
- 1 ARRUELA
- 3 PARAFUSO
- 3 ARRUELA
- 1 CJ. COMANDO
- 4 ARRUELA
- 2 PORCA
- 2 ARRUELA
- 2 PARAFUSO
- 1 ALAVANCA
- X ARRUELA
- 2 ARRUELA
- 2 CUPILHA
- 1 PINO
- 1 PASSA-FIO
- 1 TIRANTE
- 1 ALAVANCA
- 2 MANÍPULO
- 2 BRAÇADEIRA
- 2 MANGUEIRA
- 4 CONEXÃO
- 8 ANEL
- 4 ENGATE
- 1 SUPORTE
- 3 ARRUELA
- 2 ARRUELA
- 2 PARAFUSO
- 2 EMBLEMA
- 4 CONEXÃO

- HOSE
- WASHER
- BOLT
- WASHER
- DISTRIBUTOR
- WASHER
- NUT
- WASHER
- BOLT
- LEVER
- WASHER
- WASHER
- COTTER PIN
- PIN
- GROMMET
- ROD
- LEVER
- KNOB
- CLAMP
- HOSE
- CONNECTION
- RING
- COUPLER
- BRACKET
- WASHER
- WASHER
- BOLT
- EMBLEM
- CONNECTION

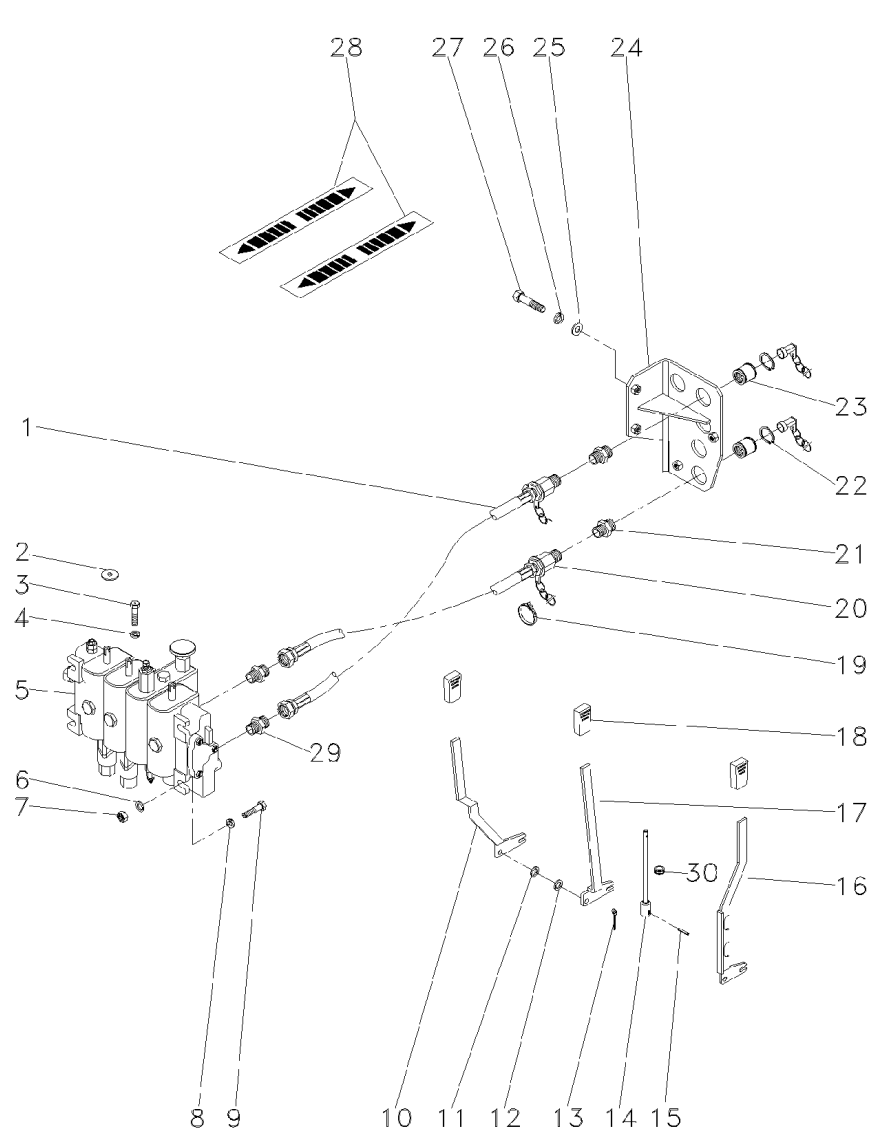
- FLEXIBLE
- ARANDELA
- PERNO
- ARANDELA
- DISTRIBUIDOR
- ARANDELA
- TUERCA
- ARANDELA
- PERNO
- PALANCA
- ARANDELA
- ARANDELA
- PASADOR DOUBLE
- PASADOR
- PASACABLE
- VARILLA
- PALANCA
- POMO
- ABRAZADERA
- FLEXIBLE
- CONEXION
- ARO
- ACOPLADOR
- SOPORTE
- ARANDELA
- ARANDELA
- PERNO
- EMBLEMA
- CONEXION

Controle Remoto  
Remote Control  
Control Remoto

3 Corpos  
3 Body  
3 Cuerpos

70-230

Com Detente E Reg. Vazão / Com Hydrotronic  
With Detain And Variable Flow / With Hydrotronic  
Con Detenedor Y Reg. Vazió / Con Hydrotronic



- 1 3409857M91
- 2 390652X1
- 3 339761X1
- 4 339374X1
- 5 063094T1
- 6 355618X1
- 7 355565X1
- 8 353446X1
- 9 353683X1
- 10 039644S1
- 11 355618X1
- 12 196010M1
- 13 354048X1
- 14 063192S1
- 15 2801719M1
- 16 063154S1
- 17 063157S1
- 18 035972P1
- 19 3225356M1
- 20 3412088M91
- 21 3412687M1
- 22 390948X1
- 23 3410413M92
- 24 063199S1
- 25 829185M1
- 26 339374X1
- 27 339761X1
- 28 3585948M1
- 29 358743X91
- 30 834096M1
- 31 3411941M91

- 3 MANGUEIRA
- 1 ARRUELA
- 4 PARAFUSO
- 4 ARRUELA
- 1 C.J. COMANDO
- 4 ARRUELA
- 2 PORCA
- 2 ARRUELA
- 2 PARAFUSO
- 1 ALAVANCA
- 3 ARRUELA
- X ARRUELA
- 3 CUPILHA
- 1 TIRANTE
- 1 PINO
- 2 ALAVANCA
- 1 ALAVANCA
- 3 MANÍPULO
- 3 BRAÇADEIRA
- 3 MANGUEIRA
- 6 CONEXÃO
- 12 ANEL
- 6 ENGATE
- 1 SUPORTE
- 4 ARRUELA
- 2 ARRUELA
- 2 PARAFUSO
- 3 EMBLEMA
- 6 CONEXÃO
- 1 PASSA-FIO
- 2 CONEXÃO

- HOSE
- WASHER
- BOLT
- WASHER
- KIT, ACTUATOR
- WASHER
- NUT
- WASHER
- BOLT
- LEVER
- WASHER
- WASHER
- COTTER PIN
- ROD
- PIN
- LEVER
- LEVER
- KNOB
- CLAMP
- HOSE
- CONNECTION
- RING
- COUPLER
- BRACKET
- WASHER
- WASHER
- BOLT
- EMBLEM
- CONNECTION
- GROMMET
- CONNECTION

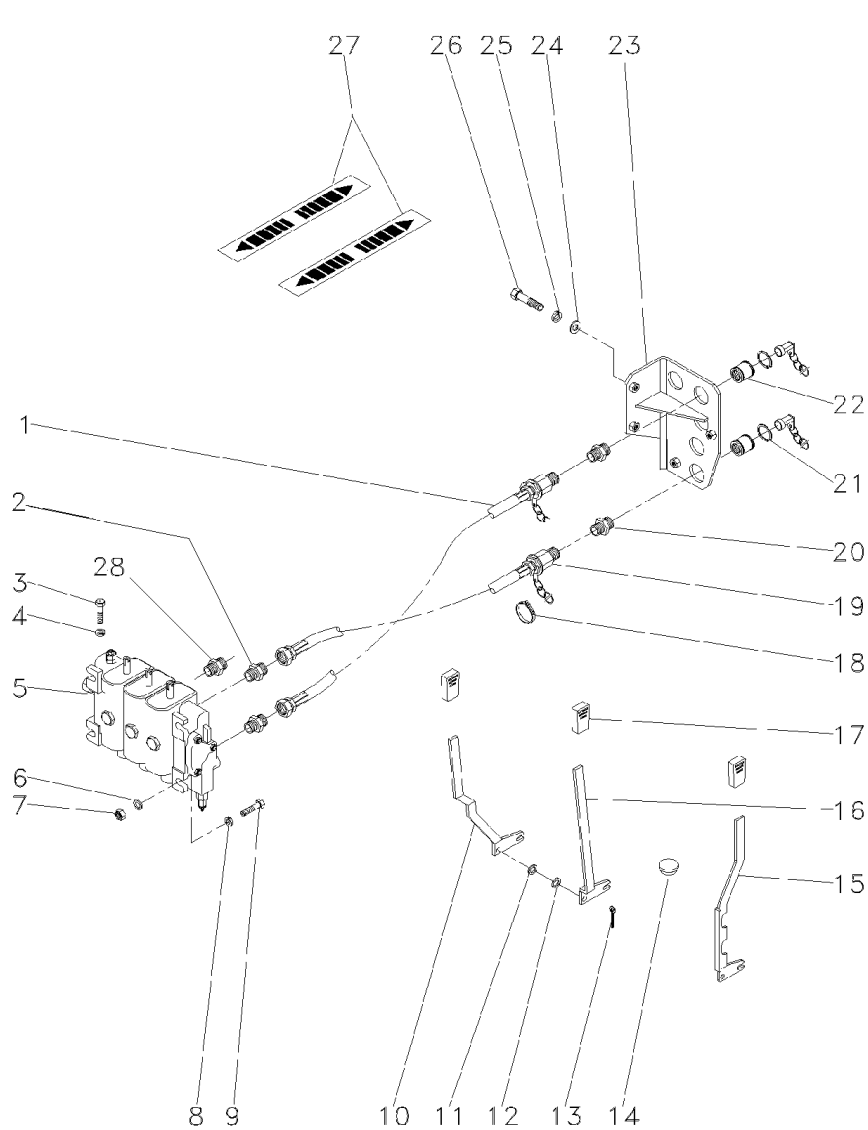
- FLEXIBLE
- ARANDELA
- PERNO
- ARANDELA
- JUEGO ACTUADOR
- ARANDELA
- TUERCA
- ARANDELA
- PERNO
- PALANCA
- ARANDELA
- ARANDELA
- PASADOR DOUBLE
- VARILLA
- PASADOR
- PALANCA
- PALANCA
- POMO
- ABRAZADERA
- FLEXIBLE
- CONEXION
- ARO
- ACOPLADOR
- SOPORTE
- ARANDELA
- ARANDELA
- PERNO
- EMBLEMA
- CONEXION
- PASACABLE
- CONEXION

Controle Remoto  
Remote Control  
Control Remoto

3 Corpos  
3 Body  
3 Cuerpos

70-235

Com Hydrotronic  
With Hydrotronic  
Con Hydrotronic



- 1 3409857M91
- 2 358743X91
- 3 339761X1
- 4 339374X1
- 5 063095T1
- 6 355618X1
- 7 355565X1
- 8 353446X1
- 9 353683X1
- 10 039644S1
- 11 355618X1
- 12 196010M1
- 13 354048X1
- 14 2801324M1
- 15 063157S1
- 16 039643S1
- 17 035972P1
- 18 3225356M1
- 19 3412088M91
- 20 3412687M1
- 21 390948X1
- 22 3410413M92
- 23 063199S1
- 24 829185M1
- 25 339374X1
- 26 339761X1
- 27 3585948M1
- 28 3411941M91

- 3 MANGUEIRA
- 6 CONEXÃO
- 4 PARAFUSO
- 4 ARRUELA
- 1 C.J. COMANDO
- 6 ARRUELA
- 3 PORCA
- 3 ARRUELA
- 3 PARAFUSO
- 1 ALAVANCA
- 3 ARRUELA
- X ARRUELA
- 1 CUPILHA
- 1 BUJÃO
- 1 ALAVANCA
- 1 ALAVANCA
- 3 MANÍPULO
- 3 BRAÇADEIRA
- 3 MANGUEIRA
- 6 CONEXÃO
- 12 ANEL
- 6 ENGATE
- 1 SUPORTE
- 4 ARRUELA
- 2 ARRUELA
- 2 PARAFUSO
- 2 EMBLEMA
- 3 CONEXÃO

- HOSE
- CONNECTION
- BOLT
- WASHER
- KIT, ACTUATOR
- WASHER
- NUT
- WASHER
- BOLT
- LEVER
- WASHER
- WASHER
- COTTER PIN
- PLUG
- LEVER
- LEVER
- KNOB
- CLAMP
- HOSE
- CONNECTION
- RING
- COUPLER
- BRACKET
- WASHER
- WASHER
- BOLT
- EMBLEM
- CONNECTION

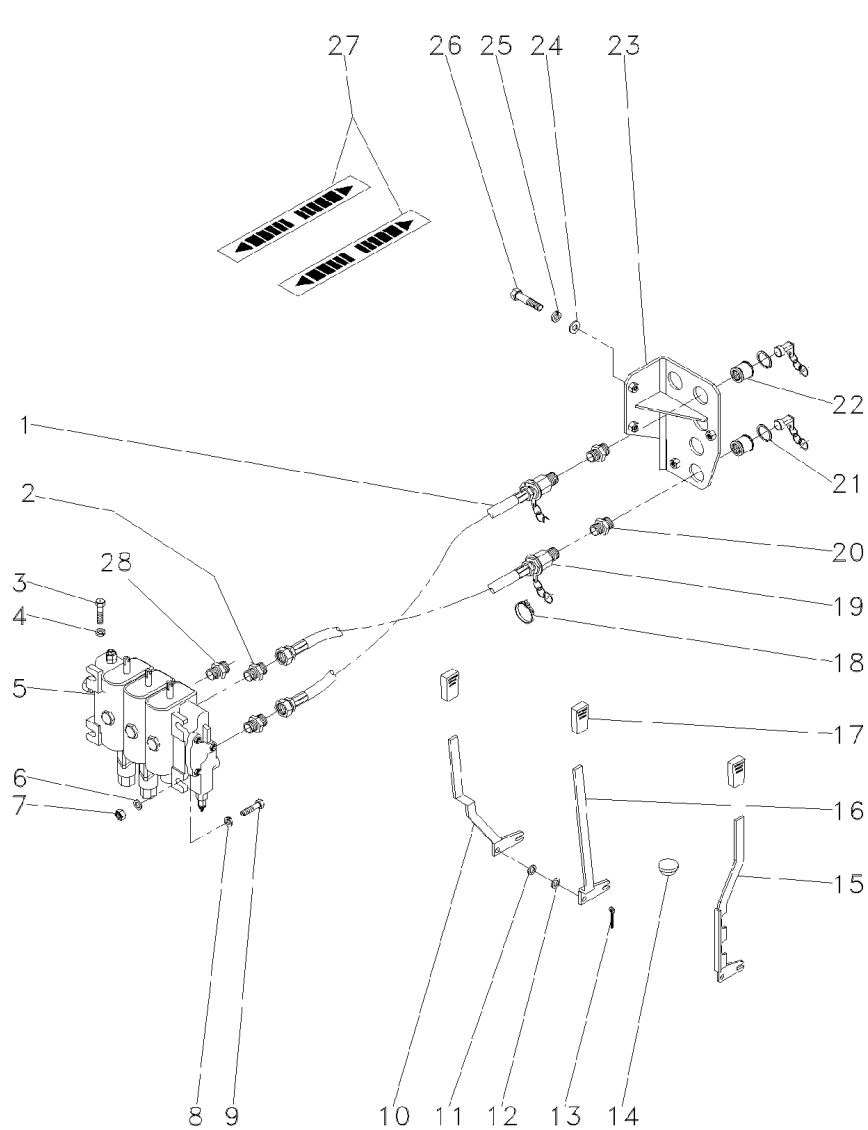
- FLEXIBLE
- CONEXION
- PERNO
- ARANDELA
- JUEGO ACTUADOR
- ARANDELA
- TUERCA
- ARANDELA
- PERNO
- PALANCA
- ARANDELA
- ARANDELA
- PASADOR DOUBLE
- TAPON
- PALANCA
- PALANCA
- POMO
- ABRAZADERA
- FLEXIBLE
- CONEXION
- ARO
- ACOPLADOR
- SOPORTE
- ARANDELA
- ARANDELA
- PERNO
- EMBLEMA
- CONEXION

Controle Remoto  
Remote Control  
Control Remoto

3 Corpos  
3 Body  
3 Cuerpos

70-240

Com Detente / Com Hydrotronic  
With Detain / With Hydrotronic  
Con Detenedor / Con Hydrotronic



- 1 3409857M91
- 2 358743X91
- 3 339761X1
- 4 339374X1
- 5 063096T1
- 6 355618X1
- 7 355565X1
- 8 353446X1
- 9 353683X1
- 10 039644S1
- 11 355618X1
- 12 196010M1
- 13 354048X1
- 14 2801324M1
- 16 039643S1
- 17 035972P1
- 18 3225356M1
- 19 3412088M91
- 20 3412687M1
- 21 390948X1
- 22 3410413M92
- 23 063199S1
- 24 829185M1
- 25 339374X1
- 26 339761X1
- 27 3585948M1
- 28 3411941M91

- 3 MANGUEIRA
- 6 CONEXÃO
- 4 PARAFUSO
- 4 ARRUELA
- 1 CJ. COMANDO
- 6 ARRUELA
- 3 PORCA
- 3 ARRUELA
- 3 PARAFUSO
- 1 ALAVANCA
- 3 ARRUELA
- X ARRUELA
- 3 CUPILHA
- 1 BUJÃO
- 1 ALAVANCA
- 3 MANÍPULO
- 3 BRAÇADEIRA
- 3 MANGUEIRA
- 6 CONEXÃO
- 12 ANEL
- 6 ENGATE
- 1 SUPORTE
- 4 ARRUELA
- 2 ARRUELA
- 2 PARAFUSO
- 3 EMBLEMA
- 2 CONEXÃO

- HOSE
- CONNECTION
- BOLT
- WASHER
- KIT, ACTUATOR
- WASHER
- NUT
- WASHER
- BOLT
- LEVER
- WASHER
- WASHER
- COTTER PIN
- PLUG
- LEVER
- KNOB
- CLAMP
- HOSE
- CONNECTION
- RING
- COUPLER
- BRACKET
- WASHER
- WASHER
- BOLT
- EMBLEM
- CONNECTION

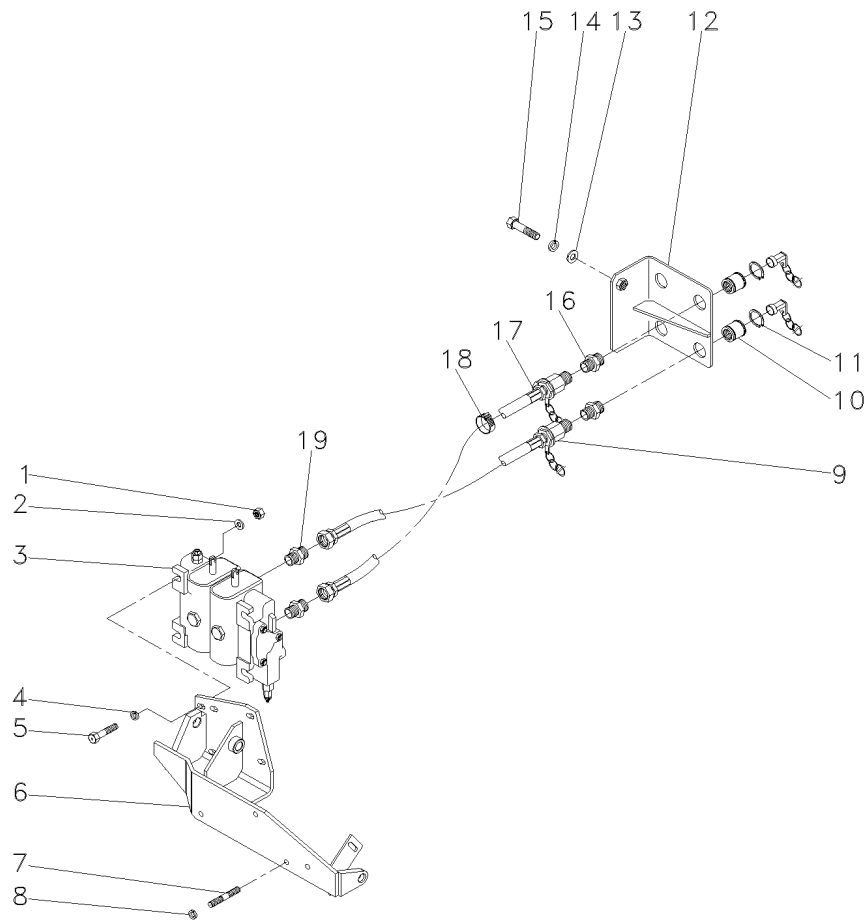
- FLEXIBLE
- CONEXION
- PERNO
- ARANDELA
- JUEGO ACTUADOR
- ARANDELA
- TUERCA
- ARANDELA
- PERNO
- PALANCA
- ARANDELA
- ARANDELA
- PASADOR DOUBLE
- TAPON
- PALANCA
- POMO
- ABRAZADERA
- FLEXIBLE
- CONEXION
- ARO
- ACOPLADOR
- SOPORTE
- ARANDELA
- ARANDELA
- PERNO
- EMBLEMA
- CONEXION

Controle Remoto  
Remote Control  
Control Remoto

2 Corpos  
2 Boddys  
2 Cuerpos

70-245

Com Sistema Ferguson  
With Ferguson System  
Con Sistema Ferguson



70-445 No

- 1 355565X1
- 2 355618X1
- 3 036487T1
- 4 353446X1
- 5 353683X1
- 6 063775S1
- 7 339451X1
- 8 339376X1
- 9 3409857M91
- 10 3410413M92
- 11 390948X1
- 12 027653S1
- 13 829185M1
- 14 339374X1
- 15 339123X1
- 16 3412687M1
- 17 3412088M91
- 18 3225356M1
- 19 358743X91

- 3 PORCA
- 6 ARRUELA
- 1 CJ. COMANDO
- 3 ARRUELA
- 3 PARAFUSO
- 1 SUPORTE
- 4 PARAFUSO
- 4 ARRUELA
- 2 MANGUEIRA
- 4 ENGATE
- 8 ANEL
- 1 SUPORTE
- 3 ARRUELA
- 3 ARRUELA
- 3 PARAFUSO
- 4 CONEXÃO
- 2 MANGUEIRA
- 2 BRAÇADEIRA
- 4 CONEXÃO

- NUT
- WASHER
- KIT, ACTUATOR
- WASHER
- BOLT
- BRACKET
- BOLT
- WASHER
- HOSE
- COUPLER
- RING
- BRACKET
- WASHER
- WASHER
- BOLT
- CONNECTION
- HOSE
- CLAMP
- CONNECTION

- TUERCA
- ARANDELA
- JUEGO ACTUADOR
- ARANDELA
- PERNO
- SOPORTE
- PERNO
- ARANDELA
- FLEXIBLE
- ACOPLADOR
- ARO
- SOPORTE
- ARANDELA
- ARANDELA
- PERNO
- CONEXION
- FLEXIBLE
- ABRAZADERA
- CONEXION

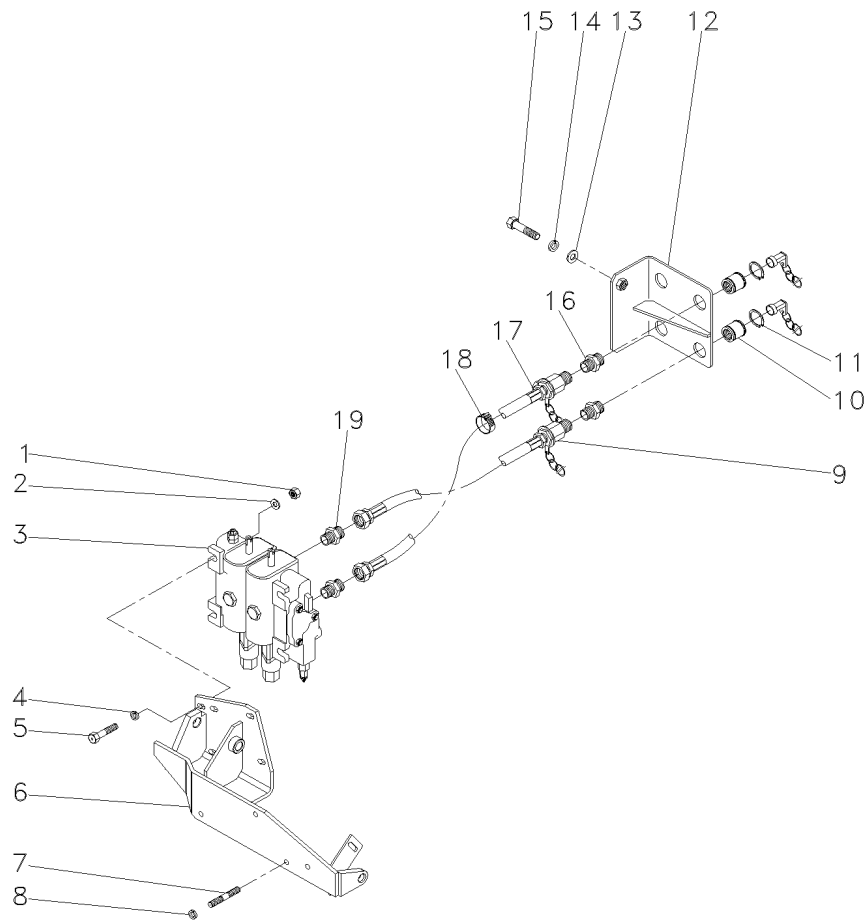


Controle Remoto  
Remote Control  
Control Remoto

2 Corpos  
2 Boddys  
2 Cuerpos

70-250

Com Detente / Com Sistema Ferguson  
With Detain / With Ferguson System  
Con Detenedor / Con Sistema Ferguson



- 1 355565X1
- 2 355618X1
- 3 063087T1
- 4 353446X1
- 5 353683X1
- 6 063775S1
- 7 339451X1
- 8 339376X1
- 9 3409857M91
- 10 3410413M92
- 11 390948X1
- 12 027653S1
- 13 829185M1
- 14 339374X1
- 15 339123X1
- 16 3412687M1
- 17 3412088M91
- 18 3225356M1
- 19 358743X91

- 3 PORCA
- 6 ARRUELA
- 1 CJ. COMANDO
- 3 ARRUELA
- 3 PARAFUSO
- 1 SUPORTE
- 4 PARAFUSO
- 4 ARRUELA
- 2 MANGUEIRA
- 4 ENGATE
- 8 ANEL
- 1 SUPORTE
- 3 ARRUELA
- 3 ARRUELA
- 3 PARAFUSO
- 4 CONEXÃO
- 2 MANGUEIRA
- 2 BRAÇADEIRA
- 4 CONEXÃO

- NUT
- WASHER
- KIT, ACTUATOR
- WASHER
- BOLT
- BRACKET
- BOLT
- WASHER
- HOSE
- COUPLER
- RING
- BRACKET
- WASHER
- WASHER
- BOLT
- CONNECTION
- HOSE
- CLAMP
- CONNECTION

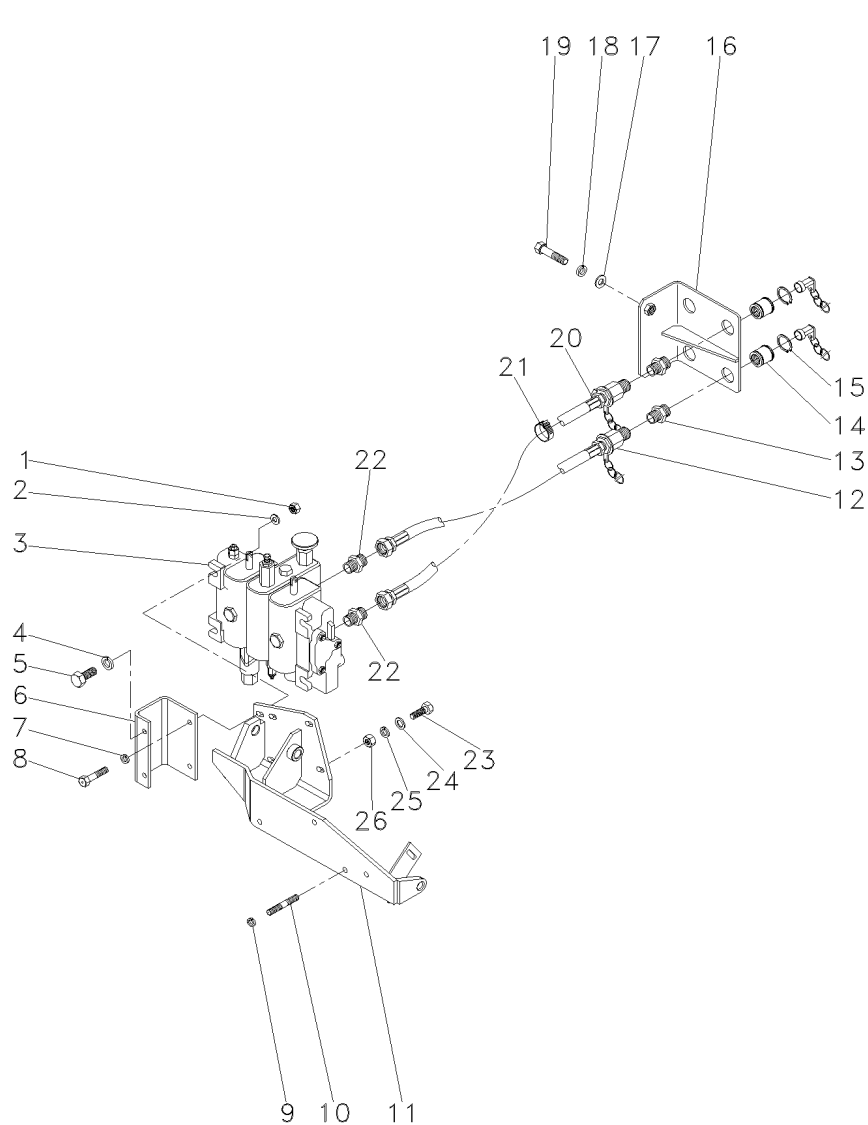
- TUERCA
- ARANDELA
- JUEGO ACTUADOR
- ARANDELA
- PERNO
- SOPORTE
- PERNO
- ARANDELA
- FLEXIBLE
- ACOPLADOR
- ARO
- SOPORTE
- ARANDELA
- ARANDELA
- PERNO
- CONEXION
- FLEXIBLE
- ABRAZADERA
- CONEXION

Controle Remoto  
Remote Control  
Control Remoto

1 Corpo  
1 Boddy  
1 Cuerpo

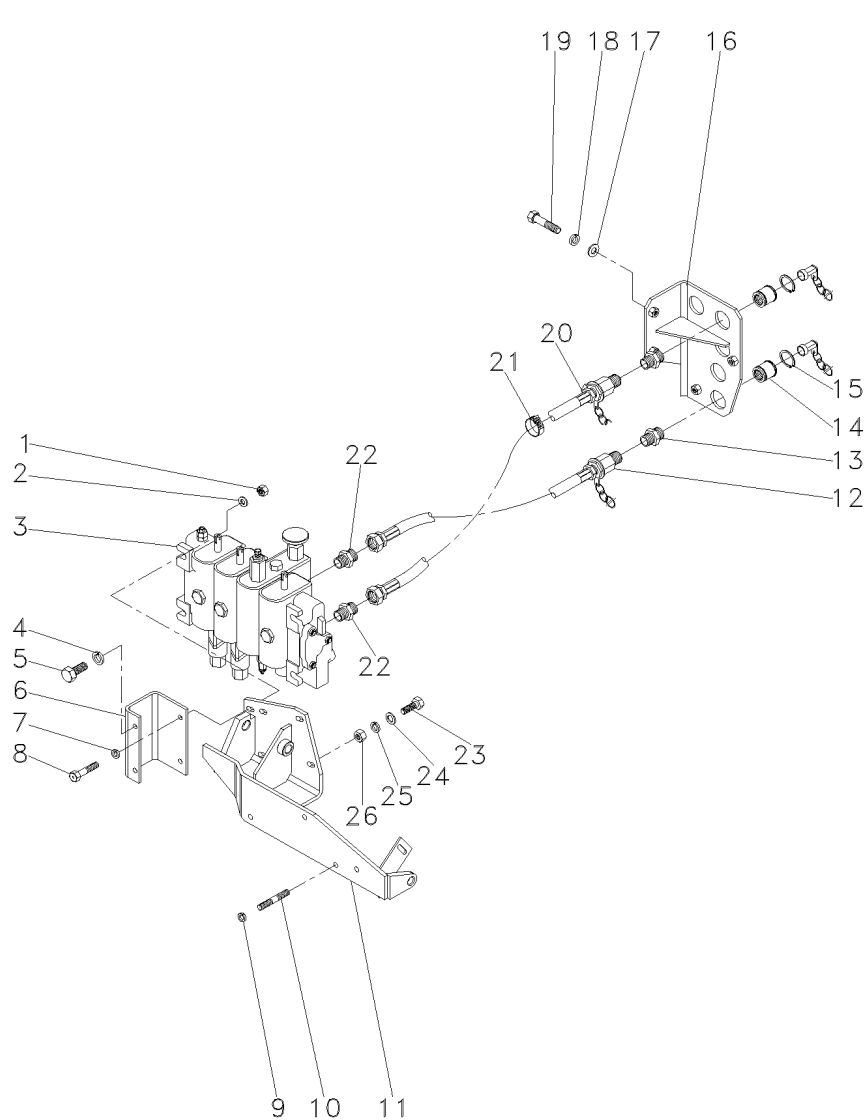
70-255

Com Detente E Reg. Vazão / Com Sistema Ferguson  
With Detain And Variable Flow / Ferguson System  
Con Detenedor Y Reg. Vazió / Con Sistema Ferguson

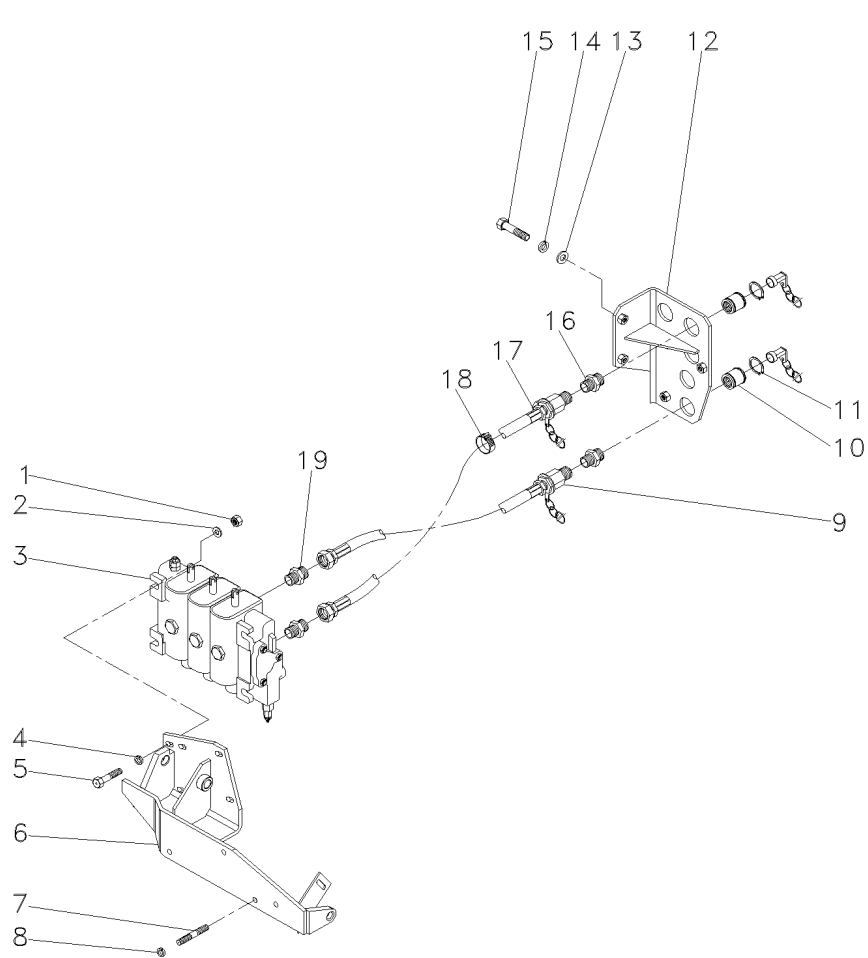


- 1 355565X1
- 2 355618X1
- 3 063088T1
- 4 339376X1
- 5 339401X1
- 6 063197P1
- 7 353446X1
- 8 353683X1
- 9 339376X1
- 10 339451X1
- 11 063775S1
- 12 3409857M91
- 13 3412687M1
- 14 3410413M92
- 15 390948X1
- 16 027653S1
- 17 829185M1
- 18 339374X1
- 19 339123X1
- 20 3412088M91
- 21 3225356M1
- 22 358743X91
- 23 353679X1
- 24 355618X1
- 25 353446X1
- 26 355565X1

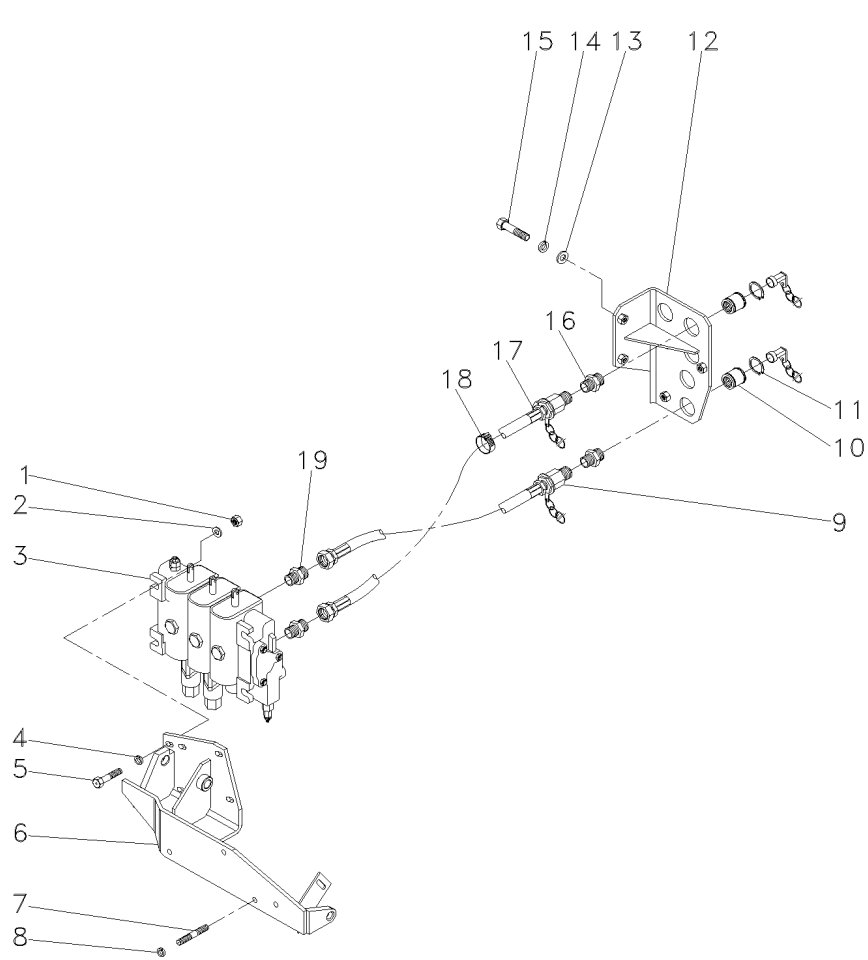
- |               |             |              |
|---------------|-------------|--------------|
| 2 PORCA       | NUT         | TUERCA       |
| 4 ARRUELA     | WASHER      | ARANDELA     |
| 1 CJ. COMANDO | DISTRIBUTOR | DISTRIBUIDOR |
| 2 ARRUELA     | WASHER      | ARANDELA     |
| 2 PARAFUSO    | BOLT        | PERNO        |
| 1 SUPORTE     | BRACKET     | SOPORTE      |
| 2 ARRUELA     | WASHER      | ARANDELA     |
| 2 PARAFUSO    | BOLT        | PERNO        |
| 4 ARRUELA     | WASHER      | ARANDELA     |
| 4 PARAFUSO    | BOLT        | PERNO        |
| 1 SUPORTE     | BRACKET     | SOPORTE      |
| 2 MANGUEIRA   | HOSE        | FLEXIBLE     |
| 4 CONEXÃO     | CONNECTION  | CONEXION     |
| 4 ENGATE      | COUPLER     | ACOPLADOR    |
| 8 ANEL        | RING        | ARO          |
| 1 SUPORTE     | BRACKET     | SOPORTE      |
| 3 ARRUELA     | WASHER      | ARANDELA     |
| 3 ARRUELA     | WASHER      | ARANDELA     |
| 3 PARAFUSO    | BOLT        | PERNO        |
| 2 MANGUEIRA   | HOSE        | FLEXIBLE     |
| 2 BRAÇADEIRA  | CLAMP       | ABRAZADERA   |
| 4 CONEXÃO     | CONNECTION  | CONEXION     |
| 2 PARAFUSO    | BOLT        | PERNO        |
| 2 ARRUELA     | WASHER      | ARANDELA     |
| 2 ARRUELA     | WASHER      | ARANDELA     |
| 2 PORCA       | NUT         | TUERCA       |



1	355565X1	[A]	2	PORCA	NUT	TUERCA
2	355618X1		4	ARRUELA	WASHER	ARANDELA
3	063089T1		1	CJ. COMANDO	KIT, ACTUATOR	JUEGO ACTUADOR
4	339376X1		2	ARRUELA	WASHER	ARANDELA
5	339401X1		2	PARAFUSO	BOLT	PERNO
6	063197P1		1	SUORTE	BRACKET	SOPORTE
7	353446X1		2	ARRUELA	WASHER	ARANDELA
8	353683X1		2	PARAFUSO	BOLT	PERNO
9	339376X1		4	ARRUELA	WASHER	ARANDELA
10	339451X1		4	PARAFUSO	BOLT	PERNO
11	063775S1		1	SUORTE	BRACKET	SOPORTE
12	3409857M91		3	MANGUEIRA	HOSE	FLEXIBLE
13	3412687M1		6	CONEXÃO	CONNECTION	CONEXION
14	3410413M92		6	ENGATE	COUPLER	ACOPLADOR
15	390948X1		12	ANEL	RING	ARO
16	063199S1		1	SUORTE	BRACKET	SOPORTE
17	829185M1		3	ARRUELA	WASHER	ARANDELA
18	339374X1		3	ARRUELA	WASHER	ARANDELA
19	339123X1		3	PARAFUSO	BOLT	PERNO
20	3412088M91		3	MANGUEIRA	HOSE	FLEXIBLE
21	3225356M1		2	BRAÇADEIRA	CLAMP	ABRAZADERA
22	358743X91		6	CONEXÃO	CONNECTION	CONEXION
23	353679X1		2	PARAFUSO	BOLT	PERNO
24	355618X1		2	ARRUELA	WASHER	ARANDELA
25	353446X1		2	ARRUELA	WASHER	ARANDELA
26	355565X1		2	PORCA	NUT	TUERCA
[A] CONTROLE REMOTO - 3 VÁLVULAS						
REMOTE CONTROL - 3 VALVES						
CONTROL REMOTO - 3 VALVULAS						



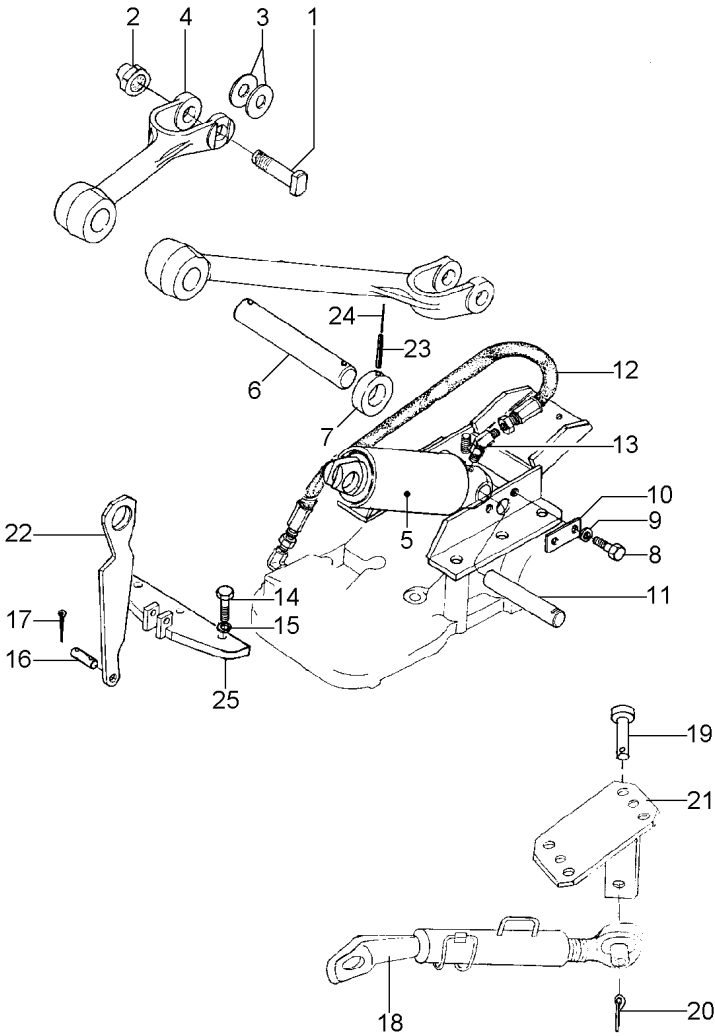
- |               |               |               |                |
|---------------|---------------|---------------|----------------|
| 1 355565X1    | 3 PORCA       | NUT           | TUERCA         |
| 2 355618X1    | 6 ARRUELA     | WASHER        | ARANDELA       |
| 3 063090T1    | 1 CJ. COMANDO | KIT, ACTUATOR | JUEGO ACTUADOR |
| 4 353446X1    | 3 ARRUELA     | WASHER        | ARANDELA       |
| 5 353683X1    | 3 PARAFUSO    | BOLT          | PERNO          |
| 6 063775S1    | 1 SUPORTE     | BRACKET       | SOPORTE        |
| 7 339451X1    | 4 PARAFUSO    | BOLT          | PERNO          |
| 8 339376X1    | 4 ARRUELA     | WASHER        | ARANDELA       |
| 9 3409857M91  | 3 MANGUEIRA   | HOSE          | FLEXIBLE       |
| 10 3410413M92 | 6 ENGATE      | COUPLER       | ACOPLADOR      |
| 11 390948X1   | 12 ANEL       | RING          | ARO            |
| 12 063199S1   | 1 SUPORTE     | BRACKET       | SOPORTE        |
| 13 829185M1   | 3 ARRUELA     | WASHER        | ARANDELA       |
| 14 339374X1   | 3 ARRUELA     | WASHER        | ARANDELA       |
| 15 339123X1   | 3 PARAFUSO    | BOLT          | PERNO          |
| 16 3412687M1  | 6 CONEXÃO     | CONNECTION    | CONEXION       |
| 17 3412088M91 | 3 MANGUEIRA   | HOSE          | FLEXIBLE       |
| 18 3225356M1  | 2 BRAÇADEIRA  | CLAMP         | ABRAZADERA     |
| 19 358743X91  | 6 CONEXÃO     | CONNECTION    | CONEXION       |



- |               |               |               |                |
|---------------|---------------|---------------|----------------|
| 1 355565X1    | 3 PORCA       | NUT           | TUERCA         |
| 2 355618X1    | 6 ARRUELA     | WASHER        | ARANDELA       |
| 3 063091T1    | 1 CJ. COMANDO | KIT, ACTUATOR | JUEGO ACTUADOR |
| 4 353446X1    | 3 ARRUELA     | WASHER        | ARANDELA       |
| 5 353683X1    | 3 PARAFUSO    | BOLT          | PERNO          |
| 6 063775S1    | 1 SUPORTE     | BRACKET       | SOPORTE        |
| 7 339451X1    | 4 PARAFUSO    | BOLT          | PERNO          |
| 8 339376X1    | 4 ARRUELA     | WASHER        | ARANDELA       |
| 9 3409857M91  | 3 MANGUEIRA   | HOSE          | FLEXIBLE       |
| 10 3410413M92 | 6 ENGATE      | COUPLER       | ACOPLADOR      |
| 11 390948X1   | 12 ANEL       | RING          | ARO            |
| 12 063199S1   | 1 SUPORTE     | BRACKET       | SOPORTE        |
| 13 829185M1   | 3 ARRUELA     | WASHER        | ARANDELA       |
| 14 339374X1   | 3 ARRUELA     | WASHER        | ARANDELA       |
| 15 339123X1   | 3 PARAFUSO    | BOLT          | PERNO          |
| 16 3412687M1  | 6 CONEXÃO     | CONNECTION    | CONEXION       |
| 17 3412088M91 | 3 MANGUEIRA   | HOSE          | FLEXIBLE       |
| 18 3225356M1  | 2 BRAÇADEIRA  | CLAMP         | ABRAZADERA     |
| 19 358743X91  | 6 CONEXÃO     | CONNECTION    | CONEXION       |

Cilindro Hidráulico Auxiliar  
Auxiliar Hydraulic Cylinder  
Cilindro De Levante Auxiliar

70-275



- 1 037452P1
- 2 358655X1
- 3 1669096M2
- 4 020146P1
- 5 1749229M91
- 6 1669087M1
- 7 1669091M1
- 8 353666X1
- 9 353441X1
- 10 020149P1
- 11 020150P1
- 12 020151T1
- 13 020152T1
- 14 354651X1
- 15 353439X1
- 16 020158P1
- 17 1442965X1
- 18 039123T1
- 19 037549P1
- 20 354068X1
- 21 039072S1
- 21 039073S1
- 22 023370P1
- 23 355530X1
- 24 339249X1
- 25 033112S1

70-515 No



- |                 |            |                |
|-----------------|------------|----------------|
| 2 PINO          | PIN        | PASADOR        |
| 2 PORCA         | NUT        | TUERCA         |
| X CALÇO         | SHIM       | CALCE          |
| 2 BRAÇO         | ARM        | BRAZO          |
| 1 CILINDRO      | CYLINDER   | CILINDRO       |
| 1 PINO          | PIN        | PASADOR        |
| 2 COLAR         | COLLAR     | COLLAR         |
| 2 PARAFUSO      | BOLT       | PERNO          |
| 2 ARRUELA       | WASHER     | ARANDELA       |
| 1 TRAVA         | LOCK       | RETENEDOR      |
| 1 PINO          | PIN        | PASADOR        |
| 1 MANGUEIRA     | HOSE       | FLEXIBLE       |
| 1 CONEXÃO       | CONNECTION | CONEXION       |
| 3 PARAFUSO      | SCREW      | TORNILLO       |
| 3 ARRUELA       | WASHER     | ARANDELA       |
| 1 PINO          | PIN        | PASADOR        |
| 2 CUPILHA       | COTTER PIN | PASADOR DOUBLE |
| 2 ESTABILIZADOR | STABILISER | ESTABILIZADOR  |
| 2 PINO          | PIN        | PASADOR        |
| 2 CONTRAPINO    | DOWEL      | CENTRAJE       |
| 1 SUPORTE       | BRACKET    | SOPORTE        |
| 1 SUPORTE       | BRACKET    | SOPORTE        |
| 1 ELO           | LINK       | ESLABON        |
| 2 PINO          | PIN        | PASADOR        |
| 2 PINO          | PIN        | PASADOR        |
| 1 SUPORTE       | BRACKET    | SOPORTE        |

Engate  
Coupler  
Acoplador

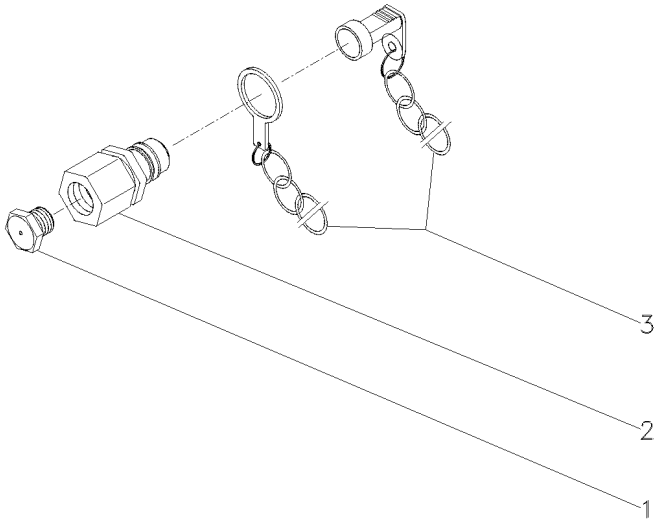
70-280

- 1 3410414M1
- 3 2410415M91

- 2 BUJÃO
- 2 PROTETOR

PLUG  
PROTECTOR

TAPON  
PROTECTOR



Engate  
Coupler  
Acoplador

2 Válvulas  
2 Valves  
2 Valvulas

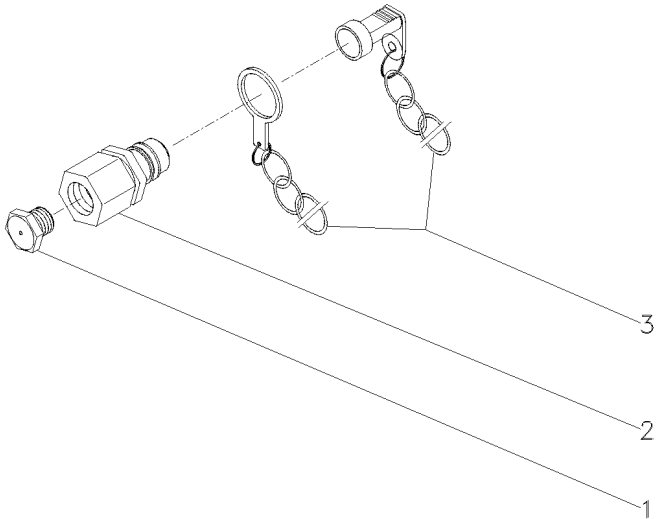
70-285

- 1 3410414M1
- 2 3410419M91
- 3 2410415M91

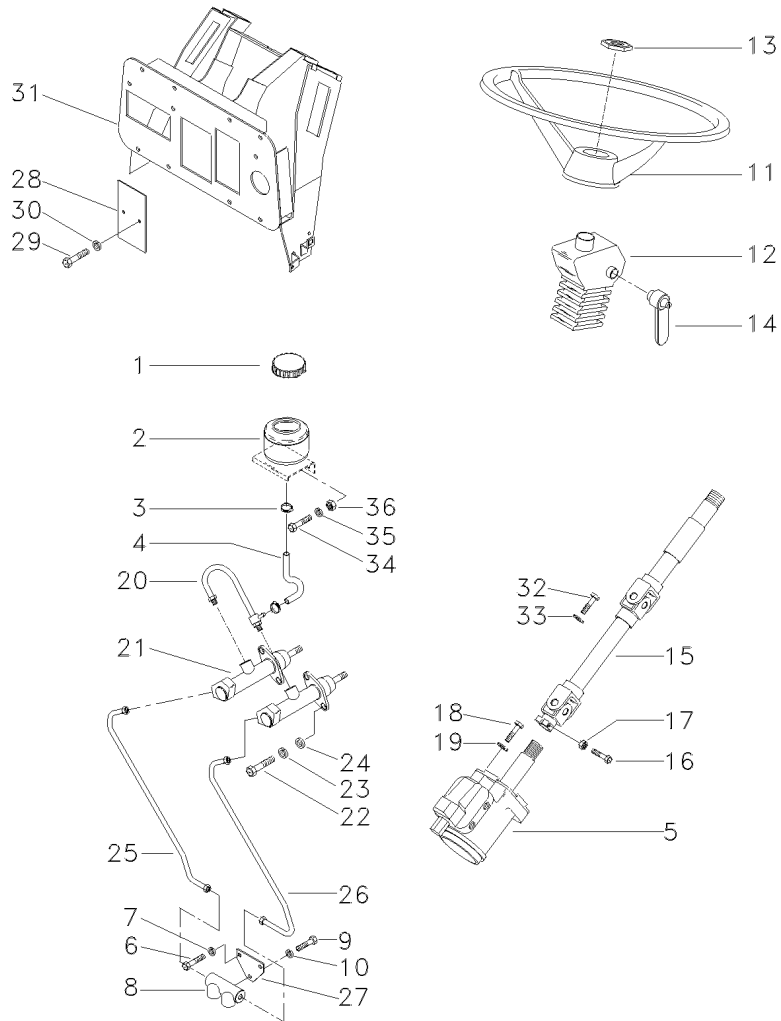
- 4 BUJÃO
- 4 ENGATE
- 4 PROTETOR

PLUG  
COUPLER  
PROTECTOR

TAPON  
ACOPLADOR  
PROTECTOR







- 1 3149289M1
- 2 048161T1
- 3 3408858M1
- 4 048162T1
- 5 050486N1
- 6 339123X1
- 7 339374X1
- 8 417860M1
- 9 339123X1
- 10 339374X1
- 11 040341T1
- 12 052916P1
- 13 3603640M1
- 14 020431P1
- 15 052946N1
- 16 353683X1
- 17 358657X1
- 18 339814X1
- 19 339376X1
- 20 020430N1
- 21 061646T1
- 22 339123X1
- 23 339374X1
- 24 339024X1
- 25 053072N1
- 26 053074N1
- 27 052914P1
- 28 052828P1
- 29 339560X1
- 30 339375X1
- 31 052770S1
- 32 339123X1
- 33 339374X1
- 34 353667X1
- 35 353441X1
- 36 355564X1
- 37 052915P1

70-520 No

70-525 No

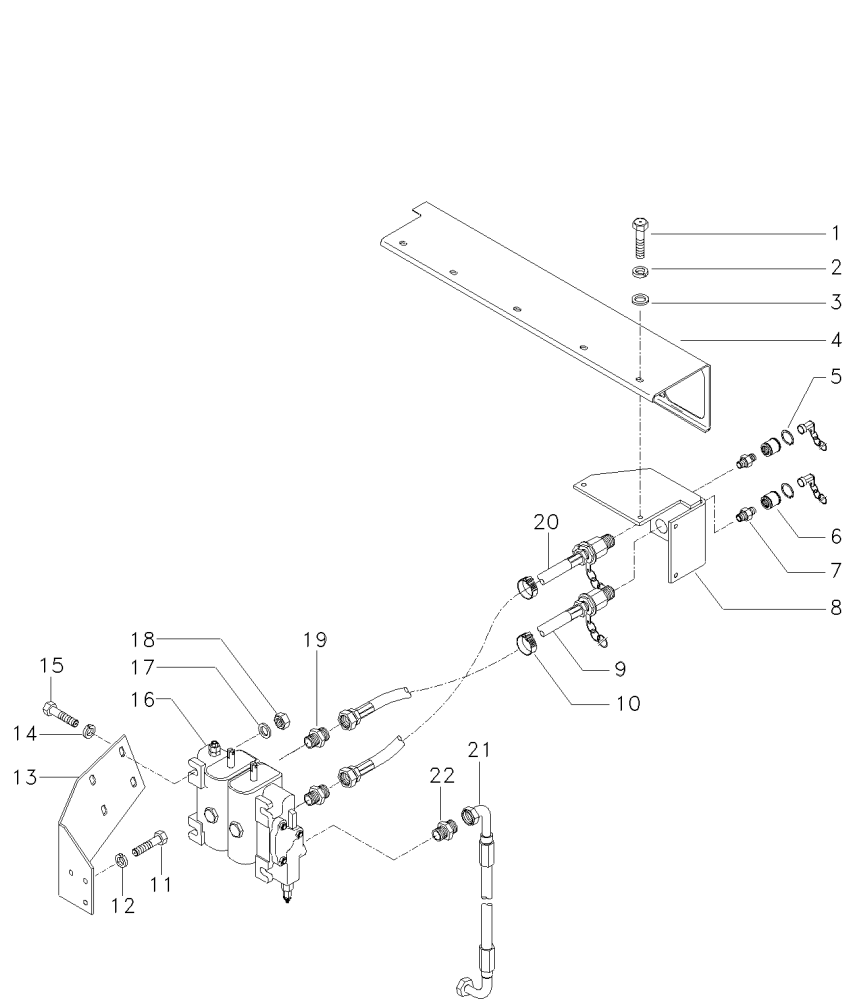


- |                    |               |                  |
|--------------------|---------------|------------------|
| 1 BUJÃO            | PLUG          | TAPON            |
| 1 RESERVATÓRIO     | CONTAINER     | CONTENEDOR       |
| 2 BRAÇADEIRA       | CLAMP         | ABRAZADERA       |
| 1 MANGUEIRA        | HOSE          | FLEXIBLE         |
| 1 UN. HIDROSTÁTICA | STEERING UNIT | UNIDAD DIRECCION |
| 2 PARAFUSO         | BOLT          | PERNO            |
| 2 ARRUELA          | WASHER        | ARANDELA         |
| 1 VÁLVULA          | VALVE         | VALVULA          |
| 1 PARAFUSO         | BOLT          | PERNO            |
| 1 ARRUELA          | WASHER        | ARANDELA         |
| 1 VOLANTE          | FLYWHEEL      | VOLANTE          |
| 1 ISOLANTE         | INSULATOR     | PROD.AISLANTE    |
| 1 PORCA            | NUT           | TUERCA           |
| 1 ALAVANCA         | LEVER         | PALANCA          |
| 1 COLUNA           | COLUMN        | COLUMNA          |
| 1 PARAFUSO         | BOLT          | PERNO            |
| 1 PORCA            | NUT           | TUERCA           |
| 2 PARAFUSO         | BOLT          | PERNO            |
| 2 ARRUELA          | WASHER        | ARANDELA         |
| 1 CONEXÃO          | CONNECTION    | CONEXION         |
| 2 CILINDRO         | CYLINDER      | CILINDRO         |
| 4 PARAFUSO         | BOLT          | PERNO            |
| 4 ARRUELA          | WASHER        | ARANDELA         |
| 4 ARRUELA          | WASHER        | ARANDELA         |
| 1 TUBO             | PIPE          | CANO             |
| 1 TUBO             | PIPE          | CANO             |
| 1 SUPORTE          | BRACKET       | SOPORTE          |
| 1 TAMPA            | COVER         | CUBIERTA         |
| 2 PARAFUSO         | BOLT          | PERNO            |
| 2 ARRUELA          | WASHER        | ARANDELA         |
| 1 SUPORTE          | BRACKET       | SOPORTE          |
| 4 PARAFUSO         | BOLT          | PERNO            |
| 4 ARRUELA          | WASHER        | ARANDELA         |
| 2 PARAFUSO         | BOLT          | PERNO            |
| 2 ARRUELA          | WASHER        | ARANDELA         |
| 2 PORCA            | NUT           | TUERCA           |
| 1 SUPORTE          | CLEVIS        | GANCHO SEGUR.    |

**Controle Remoto**  
**Remote Control**  
**Control Remoto**

**70-295**

**Contr. Remoto 2 Corpos / Com Cabina**  
**With 2 Boddy Remote Control / With Cab**  
**Con Contr. Remoto 2 Cuerpos / Con Cabina**



- 1 339761X1
- 2 339374X1
- 3 829185M1
- 4 053111S1
- 5 390948X1
- 6 3410413M92
- 7 3412687M1
- 8 053105S1
- 8 053106S1
- 9 3412088M91
- 10 3225356M1
- 11 339401X1
- 12 339376X1
- 13 053134P2
- 14 353446X1
- 15 353683X1
- 16 039649T1

- 16 033910T1
- 17 355618X1
- 18 355565X1
- 19 358743X91
- 20 3409857M91
- 21 020521P1
- 22 3411941M91

- [A] TRASEIRO  
REAR  
TRASERO
- [B] COM HIDROTRONIC  
WITH HIDROTRONIC  
CON HIDROTRONIC
- [C] SEM HIDRÁULICO  
WITHOUT HYDRAULIC  
SIN HIDRAULICO

[A]



[B]

70-455 No

[C]

[C]

[C]

- 12 PARAFUSO
- 12 ARRUELA
- 8 ARRUELA
- 1 PLACA
- 8 ANEL
- 4 ENGATE
- 4 CONEXÃO
- 1 SUPORTE
- 1 SUPORTE
- 2 MANGUEIRA
- 4 BRAÇADEIRA
- 3 PARAFUSO
- 3 ARRUELA
- 1 SUPORTE
- 4 ARRUELA
- 4 PARAFUSO
- 1 CJ. COMANDO

- 1 CJ. COMANDO
- 8 ARRUELA
- 4 PORCA
- 4 CONEXÃO
- 2 MANGUEIRA
- 1 MANGUEIRA
- 1 CONEXÃO

- BOLT
- WASHER
- WASHER
- PLATE
- RING
- COUPLER
- CONNECTION
- BRACKET
- BRACKET
- HOSE
- CLAMP
- BOLT
- WASHER
- BRACKET
- WASHER
- BOLT
- KIT, ACTUATOR

- KIT, ACTUATOR
- WASHER
- NUT
- CONNECTION
- HOSE
- HOSE
- CONNECTION

- PERNO
- ARANDELA
- ARANDELA
- PLATO
- ARO
- ACOPLADOR
- CONEXION
- SOPORTE
- SOPORTE
- FLEXIBLE
- ABRAZADERA
- PERNO
- ARANDELA
- SOPORTE
- ARANDELA
- PERNO
- JUEGO ACTUADOR

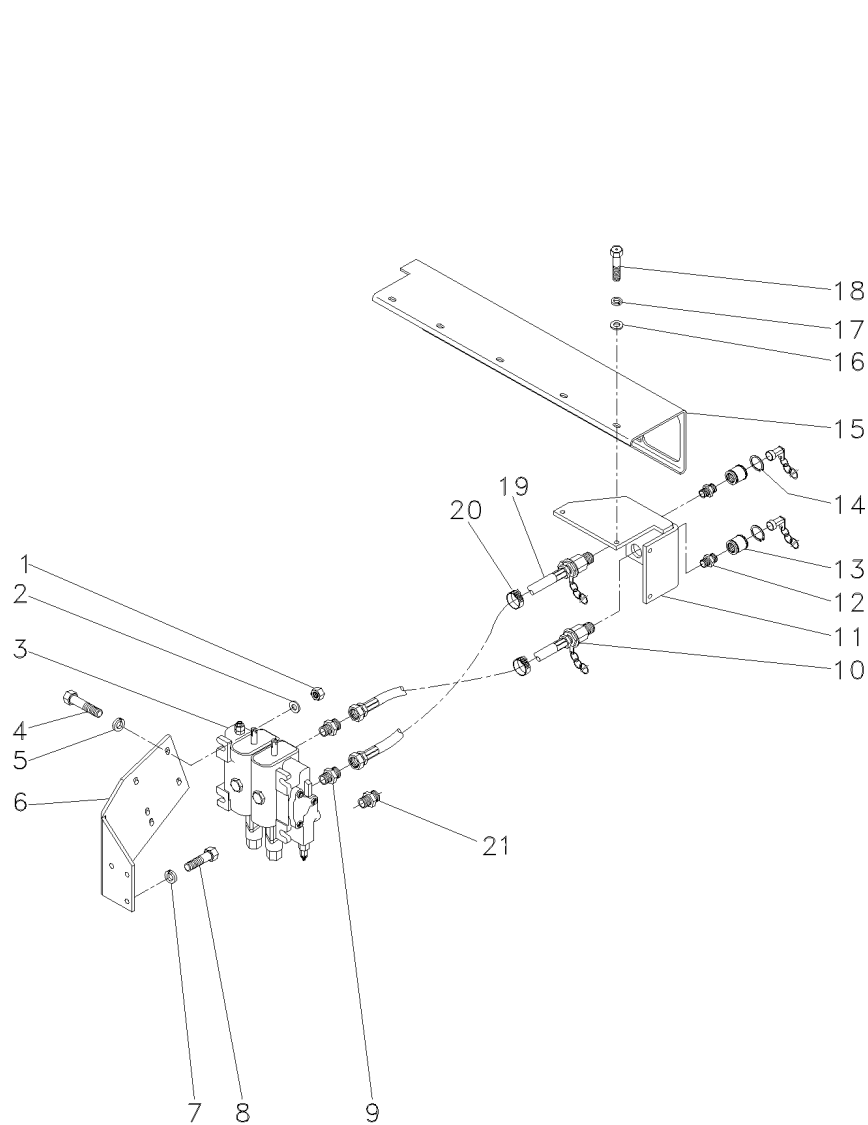
- JUEGO ACTUADOR
- ARANDELA
- TUERCA
- CONEXION
- FLEXIBLE
- FLEXIBLE
- CONEXION

Válvula Controle Remoto  
Control Valve  
Válvula Del Control

Dupla  
Dual  
Doble

70-300

Contr. Remoto 2 Corpos / Com Cabina  
With 2 Boddy Remote Control / With Cab  
Con Contr. Remoto 2 Cuerpos / Con Cabina



- 1 355565X1
- 2 355618X1
- 3 036487T1
- 4 353683X1
- 5 353446X1
- 6 053134P2
- 7 339376X1
- 8 339401X1
- 9 3225356M1
- 10 3409857M91
- 11 053105S1
- 11 053106S1
- 12 3412687M1
- 13 3410413M92
- 14 390948X1
- 15 053111S1
- 16 829185M1
- 17 339374X1
- 18 339761X1
- 19 3412088M91
- 20 358743X91

[A] TRASEIRO  
REAR  
TRASERO

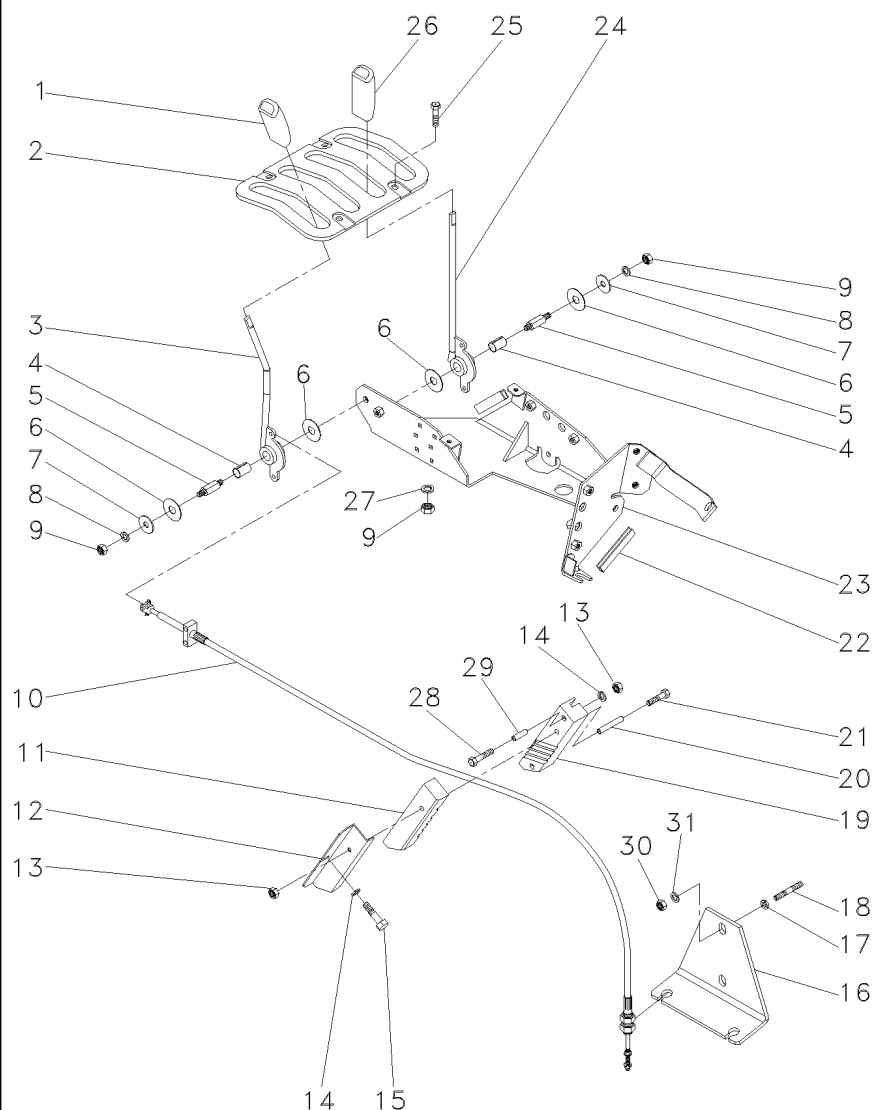


[A]

- 2 PORCA
- 4 ARRUELA
- 1 CJ. COMANDO
- 2 PARAFUSO
- 2 ARRUELA
- 1 SUPORTE
- 3 ARRUELA
- 3 PARAFUSO
- 6 BRAÇADEIRA
- 2 MANGUEIRA
- 1 SUPORTE
- 1 SUPORTE
- 6 CONEXÃO
- 6 ENGATE
- 18 ANEL
- 1 PLACA
- 8 ARRUELA
- 12 ARRUELA
- 12 PARAFUSO
- 2 MANGUEIRA
- 6 CONEXÃO

- NUT
- WASHER
- KIT, ACTUATOR
- BOLT
- WASHER
- BRACKET
- WASHER
- BOLT
- CLAMP
- HOSE
- BRACKET
- BRACKET
- CONNECTION
- COUPLER
- RING
- PLATE
- WASHER
- WASHER
- BOLT
- HOSE
- CONNECTION

- TUERCA
- ARANDELA
- JUEGO ACTUADOR
- PERNO
- ARANDELA
- SOPORTE
- ARANDELA
- PERNO
- ABRAZADERA
- FLEXIBLE
- SOPORTE
- SOPORTE
- CONEXION
- ACOPLADOR
- ARO
- PLATO
- ARANDELA
- ARANDELA
- PERNO
- FLEXIBLE
- CONEXION



- 1 3715491M91
- 2 3712411M1
- 3 3778481M2
- 4 3713905M1
- 5 3712956M3
- 6 3386514M1
- 7 053733P1
- 8 390972X1
- 9 391056X1
- 10 057465T1
- 11 3712980M2
- 12 3712981M2
- 13 339030X1
- 14 390971X1
- 15 339560X1
- 16 057914P1
- 17 355619X1
- 18 3146844M1
- 19 3712979M2
- 20 3714646M1
- 21 1440922X1
- 22 1684844M1
- 23 059087S1
- 24 3778482M2
- 25 3010506X1
- 26 3715492M91
- 27 385361X1
- 28 339096X1
- 29 3714645M1
- 30 353426X1
- 31 353432X1

- 1 MANÍPULO
- 1 GRADE
- 1 ALAVANCA
- 2 BUCHA
- 2 EIXO
- 4 DISCO
- 2 ARRUELA
- 2 ARRUELA
- 6 PORCA
- 2 CABO
- 1 BRAÇADEIRA
- 1 SUPORTE
- 3 PORCA
- 3 ARRUELA
- 1 PARAFUSO
- 1 SUPORTE
- 2 ARRUELA
- 2 PRISIONEIRO
- 1 BRAÇADEIRA
- 1 BUCHA
- 1 PARAFUSO
- 2 JUNTA
- 1 SUPORTE
- 1 ALAVANCA
- 7 PARAFUSO
- 1 MANÍPULO
- 4 ARRUELA
- 2 PARAFUSO
- 2 BUCHA
- 2 PORCA
- 2 ARRUELA

- KNOB
- GRILLE
- LEVER
- BUSH
- SHAFT
- DISC
- WASHER
- WASHER
- NUT
- CABLE
- CLAMP
- BRACKET
- NUT
- WASHER
- BOLT
- BRACKET
- WASHER
- STUD
- CLAMP
- BUSH
- BOLT
- GASKET
- BRACKET
- LEVER
- BOLT
- KNOB
- WASHER
- BOLT
- BUSH
- NUT
- WASHER

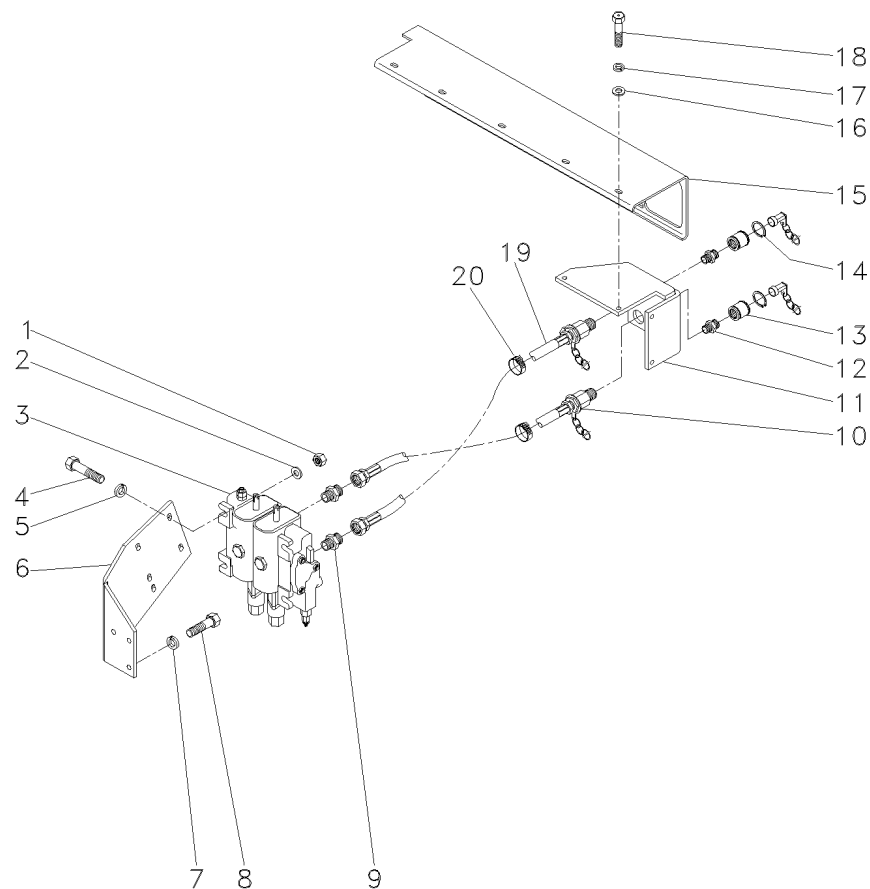
- POMO
- REJILLA
- PALANCA
- CASQUILLO
- ARBOL
- DISCO
- ARANDELA
- ARANDELA
- TUERCA
- CABLE
- ABRAZADERA
- SOPORTE
- TUERCA
- ARANDELA
- PERNO
- SOPORTE
- ARANDELA
- ESPARRAGO
- ABRAZADERA
- CASQUILLO
- PERNO
- EMPAQUETADURA.
- SOPORTE
- PALANCA
- PERNO
- POMO
- ARANDELA
- PERNO
- CASQUILLO
- TUERCA
- ARANDELA

Válvula Controle Remoto  
Control Valve  
Válvula Del Control

Dupla  
Dual  
Doble

70-310

Com Detente / Sem Levante / Com Cabina  
With Detain / Without Lift / With Cab  
Con Detenedor / Sin Levante / Con Cabina



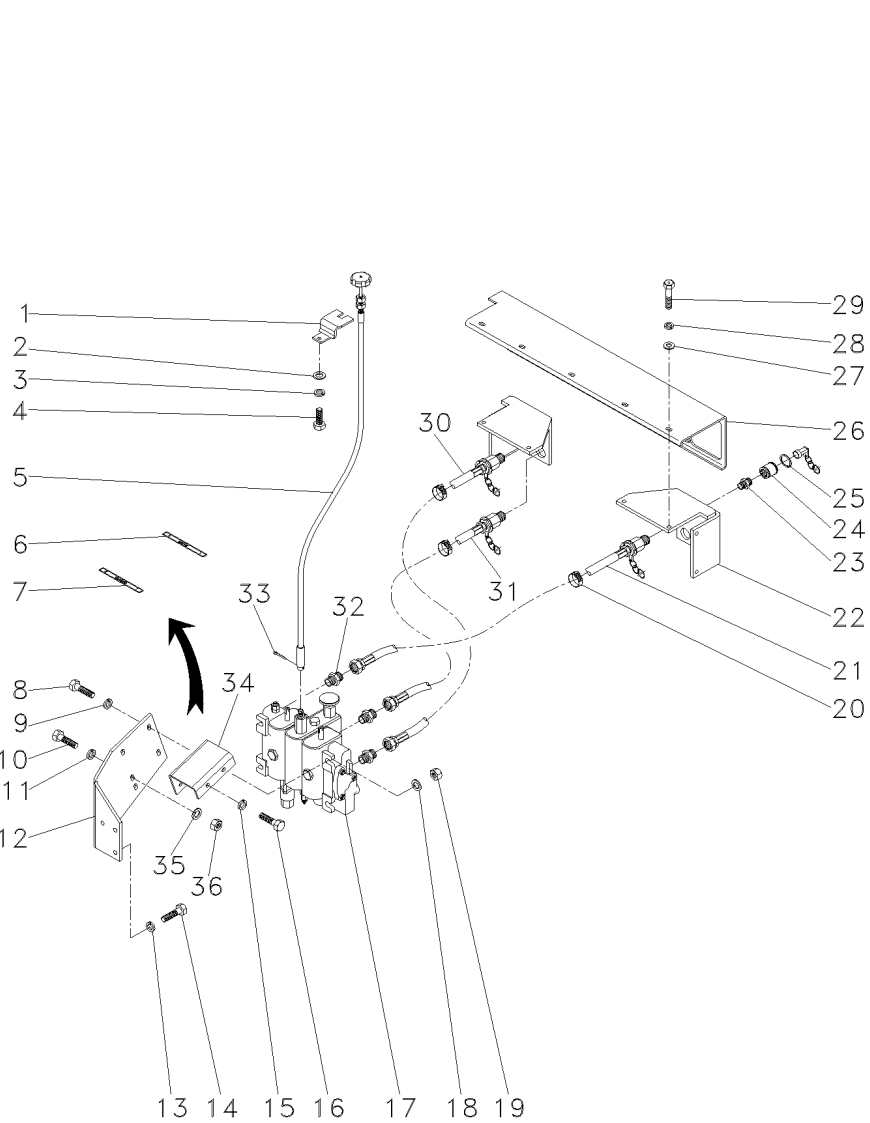
- 1 355565X1
- 2 355618X1
- 3 063087T1
- 4 353683X1
- 5 353446X1
- 6 053134P2
- 7 339376X1
- 8 339401X1
- 9 3225356M1
- 10 3409857M91
- 11 053105S1
- 11 053106S1
- 12 3412687M1
- 13 3410413M92
- 14 390948X1
- 15 053111S1
- 16 829185M1
- 17 339374X1
- 18 339761X1
- 19 3412088M91
- 20 358743X91

[A] TRASEIRO  
REAR  
TRASERO

- 2 PORCA
- 4 ARRUELA
- 1 CJ. COMANDO
- 2 PARAFUSO
- 2 ARRUELA
- 1 SUPORTE
- 3 ARRUELA
- 3 PARAFUSO
- 6 BRAÇADEIRA
- 2 MANGUEIRA
- 1 SUPORTE
- 1 SUPORTE
- 6 CONEXÃO
- 6 ENGATE
- 18 ANEL
- 1 PLACA
- 8 ARRUELA
- 12 ARRUELA
- 12 PARAFUSO
- 2 MANGUEIRA
- 6 CONEXÃO

- NUT
- WASHER
- KIT, ACTUATOR
- BOLT
- WASHER
- BRACKET
- WASHER
- BOLT
- CLAMP
- HOSE
- BRACKET
- BRACKET
- CONNECTION
- COUPLER
- RING
- PLATE
- WASHER
- WASHER
- BOLT
- HOSE
- CONNECTION

- TUERCA
- ARANDELA
- JUEGO ACTUADOR
- PERNO
- ARANDELA
- SOPORTE
- ARANDELA
- PERNO
- ABRAZADERA
- FLEXIBLE
- SOPORTE
- SOPORTE
- CONEXION
- ACOPLADOR
- ARO
- PLATO
- ARANDELA
- ARANDELA
- PERNO
- FLEXIBLE
- CONEXION



- 1 068282P1

2 339024X1

3 339374X1

4 339123X1

5 068319P1

6 068276P1

7 068278P1

8 353679X1

9 355618X1

10 339401X1

11 339376X1

12 053134P2

13 339376X1

14 339401X1

15 353446X1

16 353683X1

17 063088T1

18 355618X1

19 355565X1

20 3225356M1

21 843388M3

22 053105S1

22 053106S1

23 3412687M1

24 3410413M92

25 390948X1

26 053111S1

27 829185M1

28 339374X1

29 339761X1

30 3409857M91

31 3412088M91

32 358743X91

33 354048X1

34 063197P1

35 353446X1

36 355565X1
- 2 SUPORTE

2 ARRUELA

2 ARRUELA

2 PARAFUSO

1 CABO

2 DECAL

2 DECAL

2 PARAFUSO

2 ARRUELA

2 PARAFUSO

2 ARRUELA

1 SUPORTE

3 ARRUELA

3 PARAFUSO

2 ARRUELA

2 PARAFUSO

1 CJ. COMANDO

4 ARRUELA

2 PORCA

6 BRAÇADEIRA

2 MANGUEIRA

1 SUPORTE

1 SUPORTE

6 CONEXÃO

6 ENGATE

12 ANEL

1 PLACA

8 ARRUELA

12 ARRUELA

12 PARAFUSO

2 MANGUEIRA

2 MANGUEIRA

6 CONEXÃO

1 CUPILHA

1 SUPORTE

2 ARRUELA

2 PORCA
- BRACKET

WASHER

WASHER

BOLT

CABLE

DECAL

DECAL

BOLT

WASHER

BOLT

WASHER

BRACKET

WASHER

BOLT

WASHER

BOLT

DISTRIBUTOR

WASHER

NUT

CLAMP

HOSE

BRACKET

BRACKET

CONNECTION

COUPLER

RING

PLATE

WASHER

WASHER

BOLT

HOSE

HOSE

CONNECTION

COTTER PIN

BRACKET

WASHER

NUT
- SOPORTE

ARANDELA

ARANDELA

PERNO

CABLE

CALCOMANIA

CALCOMANIA

PERNO

ARANDELA

PERNO

ARANDELA

SOPORTE

ARANDELA

PERNO

ARANDELA

PERNO

DISTRIBUIDOR

ARANDELA

TUERCA

ABRAZADERA

FLEXIBLE

SOPORTE

SOPORTE

CONEXION

ACOPLADOR

ARO

PLATO

ARANDELA

ARANDELA

PERNO

FLEXIBLE

FLEXIBLE

CONEXION

PASADOR DOUBLE

SOPORTE

ARANDELA

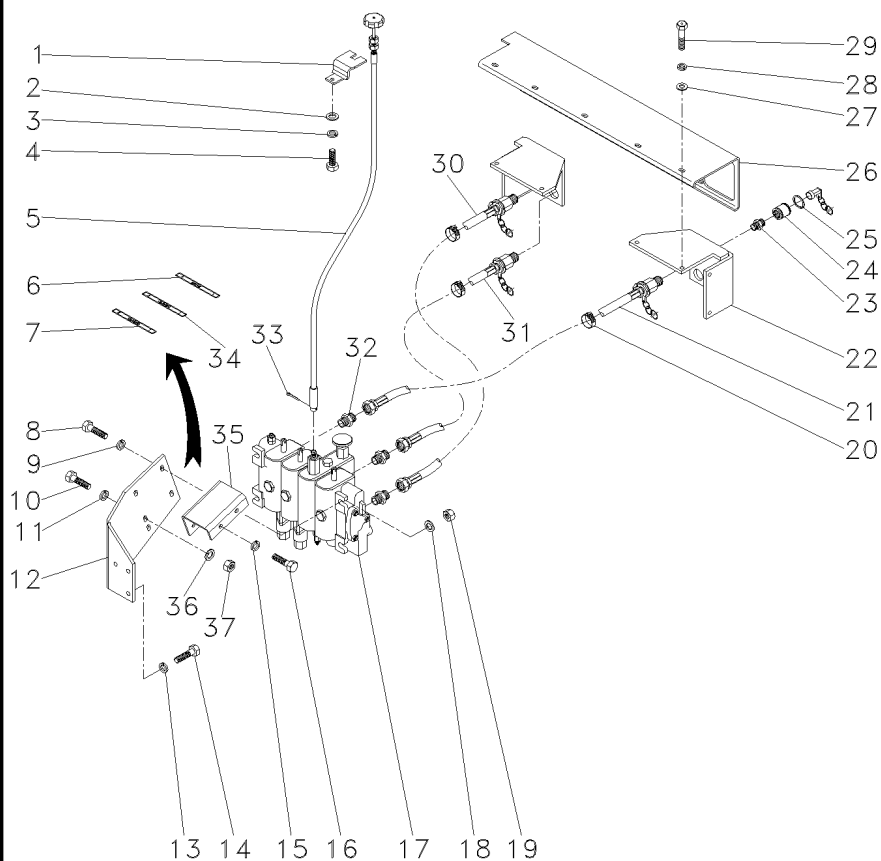
TUERCA

Controle Remoto  
Remote Control  
Control Remoto

3 Corpos  
3 Body  
3 Cuerpos

70-320

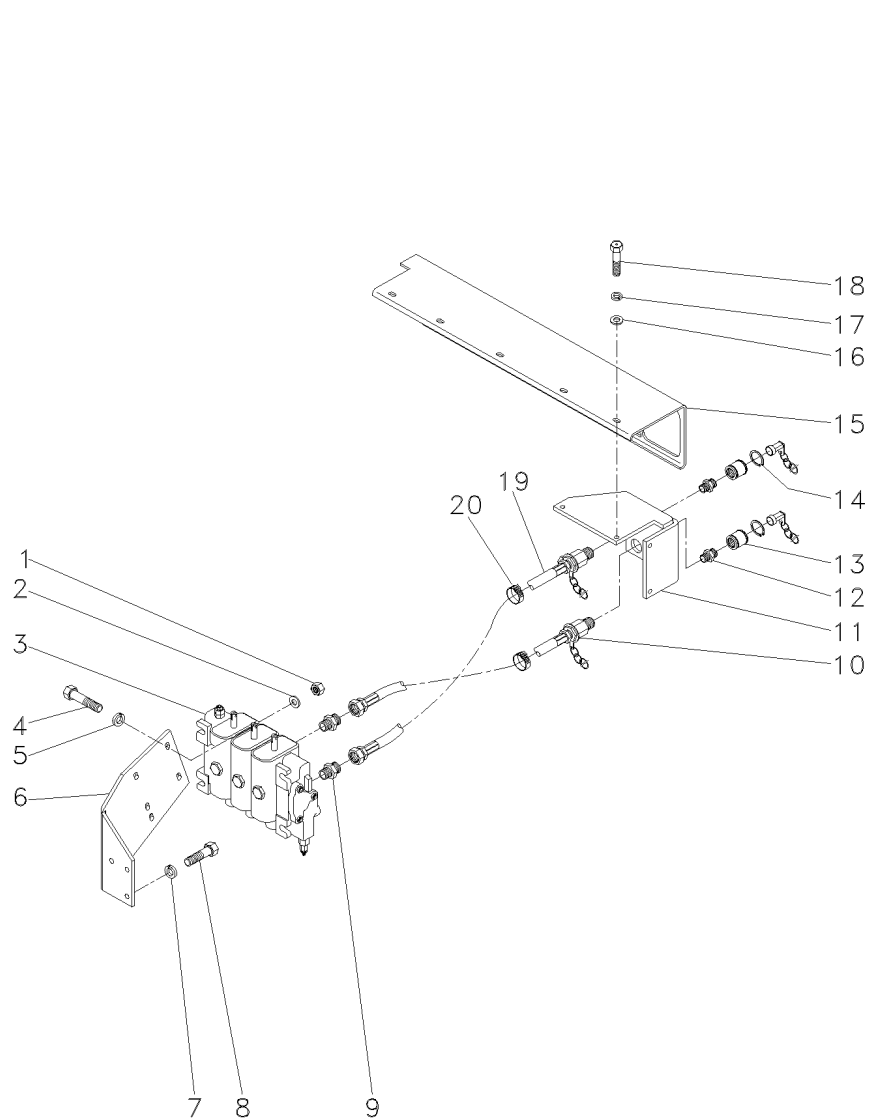
Detente E Reg. Vazão / Sem Levante / Com Cabina  
Detain And Variable Flow / Without Lift / With Cab  
Detenedor Y Reg. Vazío / Sin Levante / Con Cabina



- 1 068282P1
- 2 339024X1
- 3 339374X1
- 4 339123X1
- 5 068319P1
- 6 068276P1
- 7 068278P1
- 8 353679X1
- 9 355618X1
- 10 339401X1
- 11 339376X1
- 12 053134P2
- 13 339376X1
- 14 339401X1
- 15 353446X1
- 16 353683X1
- 17 063089T1
- 18 355618X1
- 19 355565X1
- 20 3225356M1
- 21 843388M3
- 22 053105S1
- 22 053106S1
- 23 3412687M1
- 24 3410413M92
- 25 390948X1
- 26 053111S1
- 27 829185M1
- 28 339374X1
- 29 339761X1
- 30 3409857M91
- 31 3412088M91
- 32 358743X91
- 32 358782X91
- 33 354048X1
- 34 068277P1
- 35 063197P1
- 36 355565X1
- 37 353446X1

[A] TRASEIRO  
REAR  
TRASERO

- |                |               |                |
|----------------|---------------|----------------|
| 1 SUPORTE      | BRACKET       | SOPORTE        |
| 2 ARRUELA      | WASHER        | ARANDELA       |
| 2 ARRUELA      | WASHER        | ARANDELA       |
| 2 PARAFUSO     | BOLT          | PERNO          |
| 1 CABO         | CABLE         | CABLE          |
| 2 DECAL        | DECAL         | CALCOMANIA     |
| 2 DECAL        | DECAL         | CALCOMANIA     |
| 2 PARAFUSO     | BOLT          | PERNO          |
| 2 ARRUELA      | WASHER        | ARANDELA       |
| 2 PARAFUSO     | BOLT          | PERNO          |
| 2 ARRUELA      | WASHER        | ARANDELA       |
| 1 SUPORTE      | BRACKET       | SOPORTE        |
| 3 ARRUELA      | WASHER        | ARANDELA       |
| 3 PARAFUSO     | BOLT          | PERNO          |
| 2 ARRUELA      | WASHER        | ARANDELA       |
| 2 PARAFUSO     | BOLT          | PERNO          |
| 1 C.J. COMANDO | KIT, ACTUATOR | JUEGO ACTUADOR |
| 4 ARRUELA      | WASHER        | ARANDELA       |
| 2 PORCA        | NUT           | TUERCA         |
| 6 BRAÇADEIRA   | CLAMP         | ABRAZADERA     |
| 2 MANGUEIRA    | HOSE          | FLEXIBLE       |
| 1 SUPORTE      | BRACKET       | SOPORTE        |
| 1 SUPORTE      | BRACKET       | SOPORTE        |
| 6 CONEXÃO      | CONNECTION    | CONEXION       |
| 6 ENGATE       | COUPLER       | ACOPLADOR      |
| 12 ANEL        | RING          | ARO            |
| 1 PLACA        | PLATE         | PLATO          |
| 8 ARRUELA      | WASHER        | ARANDELA       |
| 12 ARRUELA     | WASHER        | ARANDELA       |
| 12 PARAFUSO    | BOLT          | PERNO          |
| 2 MANGUEIRA    | HOSE          | FLEXIBLE       |
| 2 MANGUEIRA    | HOSE          | FLEXIBLE       |
| 4 CONEXÃO      | CONNECTION    | CONEXION       |
| 2 CONEXÃO      | CONNECTION    | CONEXION       |
| 1 CUPILHA      | COTTER PIN    | PASADOR DOUBLE |
| 2 DECAL        | DECAL         | CALCOMANIA     |
| 1 SUPORTE      | BRACKET       | SOPORTE        |
| 2 PORCA        | NUT           | TUERCA         |
| 2 ARRUELA      | WASHER        | ARANDELA       |



- 1 355565X1

2 355618X1

3 063090T1

4 353683X1

5 353446X1

6 053134P2

7 339376X1

8 339401X1

9 358743X91

10 3412088M91

11 053105S1

11 053106S1

12 3412687M1

13 3410413M92

14 390948X1

15 053111S1

16 829185M1

17 339374X1

18 339761X1

19 3409857M91

20 3225356M1
- 2 PORCA

4 ARRUELA

1 CJ. COMANDO

2 PARAFUSO

2 ARRUELA

1 SUPORTE

3 ARRUELA

3 PARAFUSO

4 CONEXÃO

2 MANGUEIRA

1 SUPORTE

1 SUPORTE

6 CONEXÃO

6 ENGATE

12 ANEL

1 PLACA

8 ARRUELA

12 ARRUELA

12 PARAFUSO

2 MANGUEIRA

6 BRAÇADEIRA
- NUT

WASHER

KIT, ACTUATOR

BOLT

WASHER

BRACKET

WASHER

BOLT

CONNECTION

HOSE

BRACKET

BRACKET

CONNECTION

COUPLER

RING

PLATE

WASHER

WASHER

BOLT

HOSE

CLAMP
- TUERCA

ARANDELA

JUEGO ACTUADOR

PERNO

ARANDELA

SOPORTE

ARANDELA

PERNO

CONEXION

FLEXIBLE

SOPORTE

SOPORTE

CONEXION

ACOPLADOR

ARO

PLATO

ARANDELA

ARANDELA

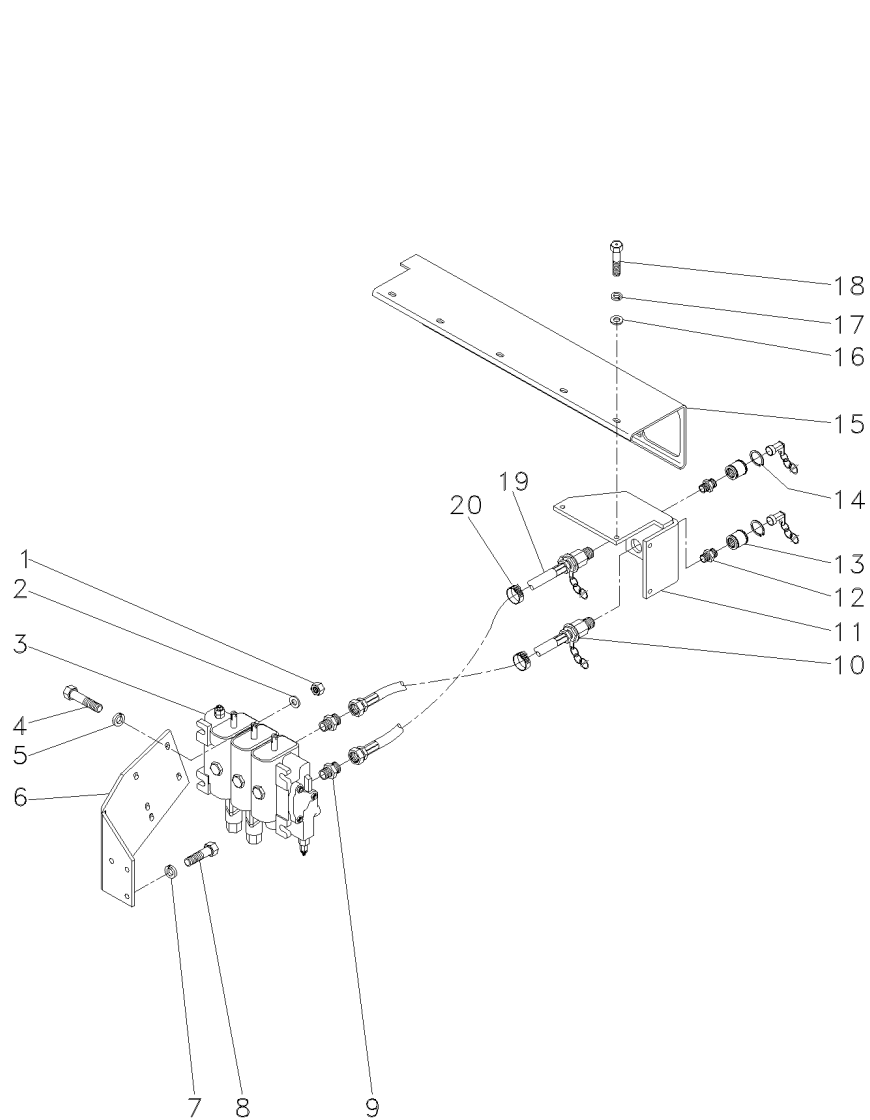
PERNO

FLEXIBLE

ABRAZADERA
- [A]

TRASEIRO  
REAR  
TRASERO






- 1 355565X1
- 2 355618X1
- 3 063091T1
- 4 353683X1
- 5 353446X1
- 6 053134P2
- 7 339376X1
- 8 339401X1
- 9 358743X91
- 10 3412088M91
- 11 053105S1
- 11 053106S1
- 12 3412687M1
- 13 3410413M92
- 14 390948X1
- 15 053111S1
- 16 829185M1
- 17 339374X1
- 18 339761X1
- 19 3409857M91
- 20 3225356M1

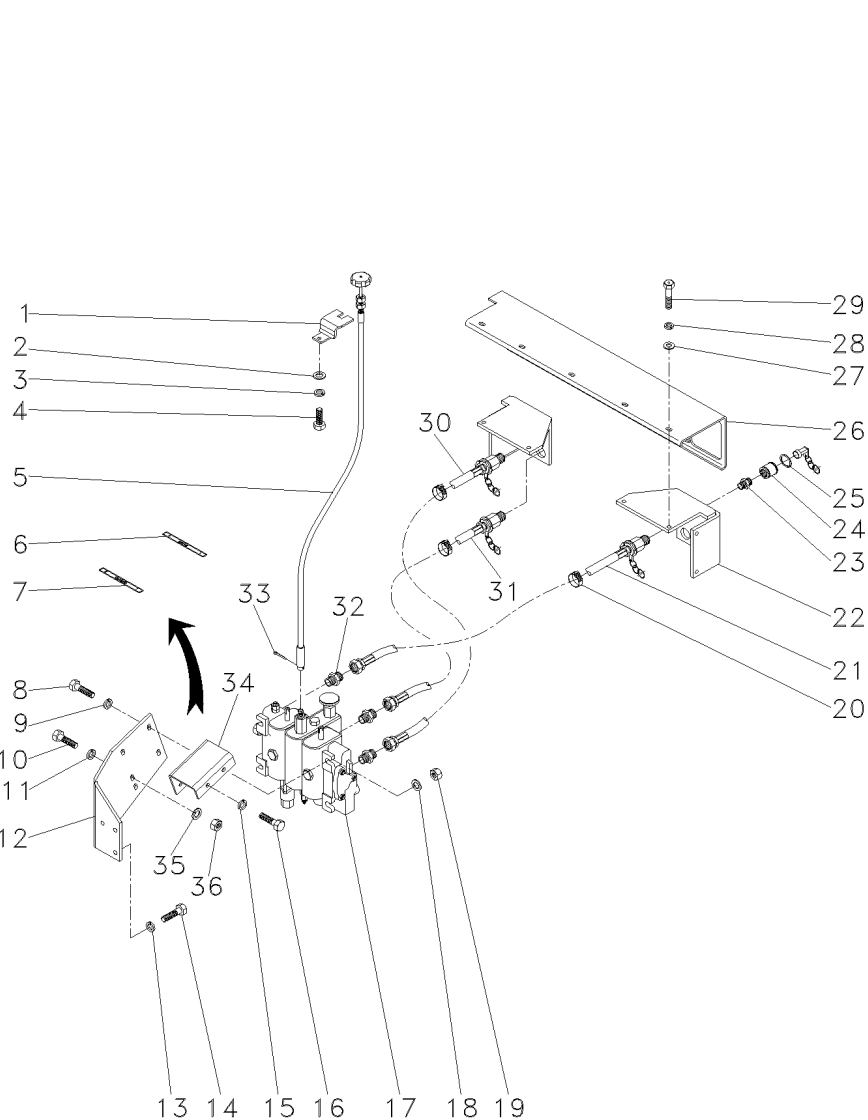
[A] TRASEIRO  
REAR  
TRASERO



[A]

- |               |               |                |
|---------------|---------------|----------------|
| 2 PORCA       | NUT           | TUERCA         |
| 4 ARRUELA     | WASHER        | ARANDELA       |
| 1 CJ. COMANDO | KIT, ACTUATOR | JUEGO ACTUADOR |
| 2 PARAFUSO    | BOLT          | PERNO          |
| 2 ARRUELA     | WASHER        | ARANDELA       |
| 1 SUPORTE     | BRACKET       | SOPORTE        |
| 3 ARRUELA     | WASHER        | ARANDELA       |
| 3 PARAFUSO    | BOLT          | PERNO          |
| 6 CONEXÃO     | CONNECTION    | CONEXION       |
| 2 MANGUEIRA   | HOSE          | FLEXIBLE       |
| 1 SUPORTE     | BRACKET       | SOPORTE        |
| 1 SUPORTE     | BRACKET       | SOPORTE        |
| 6 CONEXÃO     | CONNECTION    | CONEXION       |
| 6 ENGATE      | COUPLER       | ACOPLADOR      |
| 12 ANEL       | RING          | ARO            |
| 1 PLACA       | PLATE         | PLATO          |
| 8 ARRUELA     | WASHER        | ARANDELA       |
| 12 ARRUELA    | WASHER        | ARANDELA       |
| 12 PARAFUSO   | BOLT          | PERNO          |
| 2 MANGUEIRA   | HOSE          | FLEXIBLE       |
| 6 BRAÇADEIRA  | CLAMP         | ABRAZADERA     |



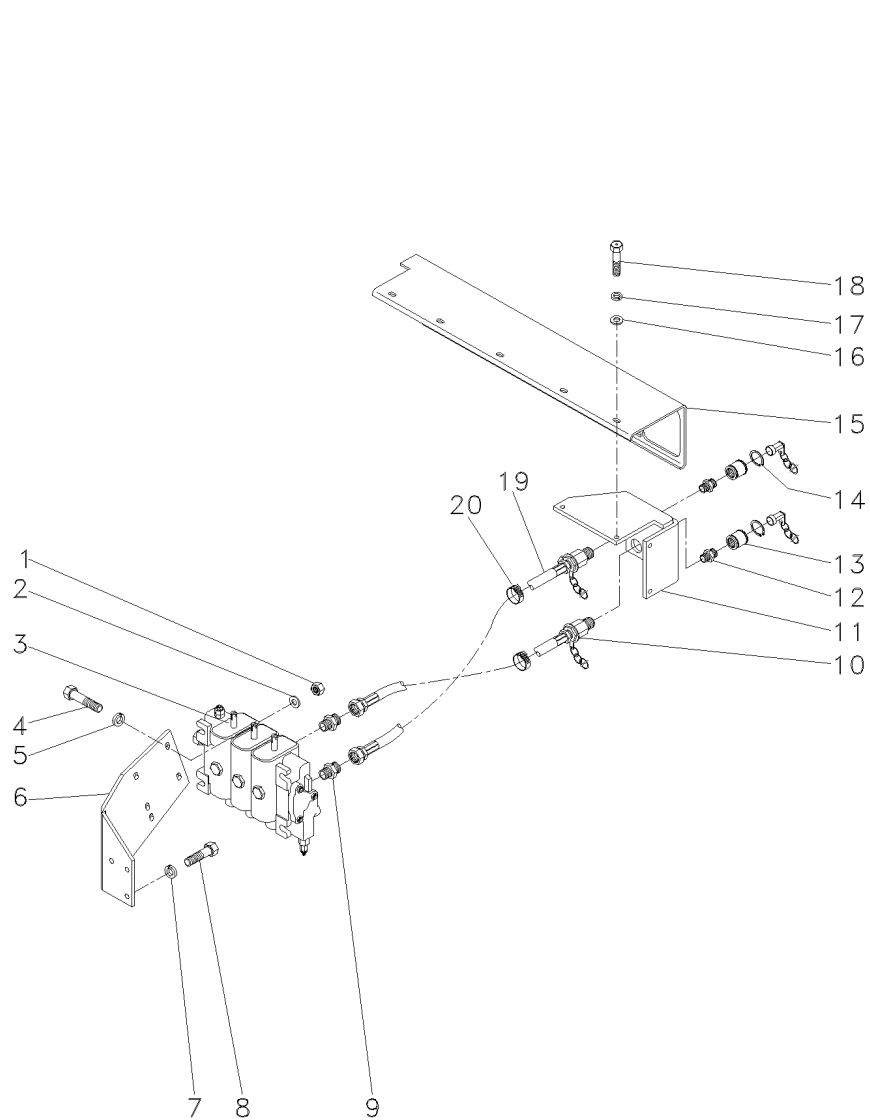


- |               |                |             |                |
|---------------|----------------|-------------|----------------|
| 1 068282P1    | 1 SUPORTE      | BRACKET     | SOPORTE        |
| 2 339024X1    | 2 ARRUELA      | WASHER      | ARANDELA       |
| 3 339374X1    | 2 ARRUELA      | WASHER      | ARANDELA       |
| 4 339123X1    | 2 PARAFUSO     | BOLT        | PERNO          |
| 5 068319P1    | 1 CABO         | CABLE       | CABLE          |
| 6 068276P1    | 2 DECAL        | DECAL       | CALCOMANIA     |
| 7 068278P1    | 2 DECAL        | DECAL       | CALCOMANIA     |
| 8 353679X1    | 2 PARAFUSO     | BOLT        | PERNO          |
| 9 355618X1    | 2 ARRUELA      | WASHER      | ARANDELA       |
| 10 339401X1   | 2 PARAFUSO     | BOLT        | PERNO          |
| 11 339376X1   | 2 ARRUELA      | WASHER      | ARANDELA       |
| 12 053134P2   | 1 SUPORTE      | BRACKET     | SOPORTE        |
| 13 339376X1   | 3 ARRUELA      | WASHER      | ARANDELA       |
| 14 339401X1   | 3 PARAFUSO     | BOLT        | PERNO          |
| 15 353446X1   | 2 ARRUELA      | WASHER      | ARANDELA       |
| 16 353683X1   | 2 PARAFUSO     | BOLT        | PERNO          |
| 17 063093T1   | 1 C.J. COMANDO | DISTRIBUTOR | DISTRIBUIDOR   |
| 18 355618X1   | 4 ARRUELA      | WASHER      | ARANDELA       |
| 19 355565X1   | 2 PORCA        | NUT         | TUERCA         |
| 20 3225356M1  | 6 BRAÇADEIRA   | CLAMP       | ABRAZADERA     |
| 21 843388M3   | 2 MANGUEIRA    | HOSE        | FLEXIBLE       |
| 22 053105S1   | 1 SUPORTE      | BRACKET     | SOPORTE        |
| 22 053106S1   | 1 SUPORTE      | BRACKET     | SOPORTE        |
| 23 3412687M1  | 6 CONEXÃO      | CONNECTION  | CONEXION       |
| 24 3410413M92 | 6 ENGATE       | COUPLER     | ACOPLADOR      |
| 25 390948X1   | 12 ANEL        | RING        | ARO            |
| 26 053111S1   | 1 PLACA        | PLATE       | PLATO          |
| 27 829185M1   | 8 ARRUELA      | WASHER      | ARANDELA       |
| 28 339374X1   | 12 ARRUELA     | WASHER      | ARANDELA       |
| 29 339761X1   | 12 PARAFUSO    | BOLT        | PERNO          |
| 30 3409857M91 | 2 MANGUEIRA    | HOSE        | FLEXIBLE       |
| 31 3412088M91 | 2 MANGUEIRA    | HOSE        | FLEXIBLE       |
| 32 358743X91  | 6 CONEXÃO      | CONNECTION  | CONEXION       |
| 33 354048X1   | 1 CUPILHA      | COTTER PIN  | PASADOR DOUBLE |
| 34 063197P1   | 1 SUPORTE      | BRACKET     | SOPORTE        |
| 35 353446X1   | 2 ARRUELA      | WASHER      | ARANDELA       |
| 36 355565X1   | 2 PORCA        | NUT         | TUERCA         |

**Detente E Reg. Vazão / Hydrotronic / Com Cabina**  
**Detain And Variable Flow / Hydrotronic / With Cab**  
**Detenedor Y Reg. Vazió / Hydrotronic / Con Cabina**



1 SUPORTE	BRACKET	SOPORTE
2 ARRUELA	WASHER	ARANDELA
2 ARRUELA	WASHER	ARANDELA
2 PARAFUSO	BOLT	PERNO
1 CABO	CABLE	CABLE
2 DECAL	DECAL	CALCOMANIA
2 DECAL	DECAL	CALCOMANIA
2 PARAFUSO	BOLT	PERNO
2 ARRUELA	WASHER	ARANDELA
3 PARAFUSO	BOLT	PERNO
3 ARRUELA	WASHER	ARANDELA
1 SUPORTE	BRACKET	SOPORTE
2 ARRUELA	WASHER	ARANDELA
2 PARAFUSO	BOLT	PERNO
2 ARRUELA	WASHER	ARANDELA
2 PARAFUSO	BOLT	PERNO
1 C.J. COMANDO	KIT, ACTUATOR	JUEGO ACTUADOR
4 ARRUELA	WASHER	ARANDELA
2 PORCA	NUT	TUERCA
6 BRAÇADEIRA	CLAMP	ABRAZADERA
2 MANGUEIRA	HOSE	FLEXIBLE
1 SUPORTE	BRACKET	SOPORTE
1 SUPORTE	BRACKET	SOPORTE
6 CONEXÃO	CONNECTION	CONEXION
6 ENGATE	COUPLER	ACOPLADOR
12 ANEL	RING	ARO
1 PLACA	PLATE	PLATO
8 ARRUELA	WASHER	ARANDELA
12 ARRUELA	WASHER	ARANDELA
12 PARAFUSO	BOLT	PERNO
2 MANGUEIRA	HOSE	FLEXIBLE
2 MANGUEIRA	HOSE	FLEXIBLE
4 CONEXÃO	CONNECTION	CONEXION
2 CONEXÃO	CONNECTION	CONEXION
1 CUPILHA	COTTER PIN	PASADOR DOUBLE
2 DECAL	DECAL	CALCOMANIA
1 SUPORTE	BRACKET	SOPORTE
2 PORCA	NUT	TUERCA
2 ARRUELA	WASHER	ARANDELA



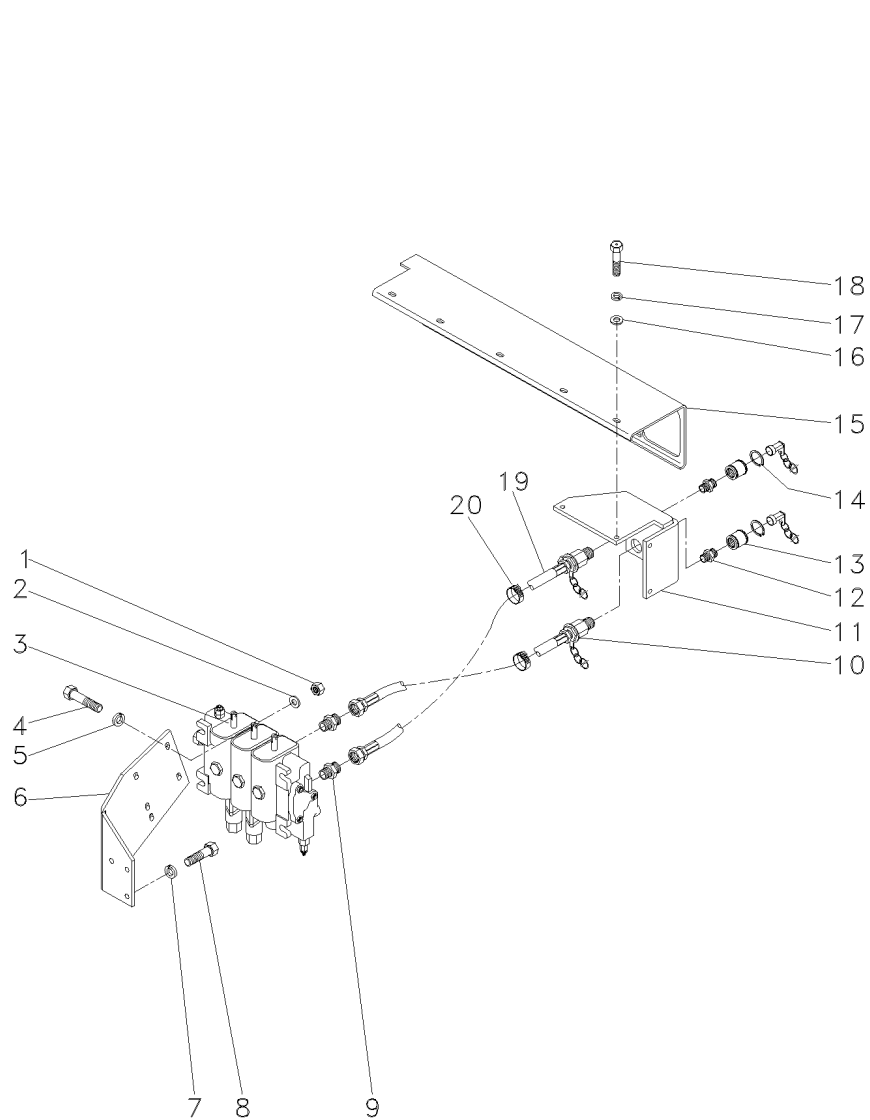
- 1 355565X1
- 2 355618X1
- 3 063095T1
- 4 353683X1
- 5 353446X1
- 6 053134P2
- 7 339376X1
- 8 339401X1
- 9 358743X91
- 10 3412088M91
- 11 053105S1
- 11 053106S1
- 12 3412687M1
- 13 3410413M92
- 14 390948X1
- 15 053111S1
- 16 829185M1
- 17 339374X1
- 18 339761X1
- 19 3409857M91
- 20 3225356M1

[A] TRASEIRO  
REAR  
TRASERO



[A]

- |               |               |                |
|---------------|---------------|----------------|
| 2 PORCA       | NUT           | TUERCA         |
| 4 ARRUELA     | WASHER        | ARANDELA       |
| 1 CJ. COMANDO | KIT, ACTUATOR | JUEGO ACTUADOR |
| 2 PARAFUSO    | BOLT          | PERNO          |
| 2 ARRUELA     | WASHER        | ARANDELA       |
| 1 SUPORTE     | BRACKET       | SOPORTE        |
| 3 ARRUELA     | WASHER        | ARANDELA       |
| 3 PARAFUSO    | BOLT          | PERNO          |
| 4 CONEXÃO     | CONNECTION    | CONEXION       |
| 2 MANGUEIRA   | HOSE          | FLEXIBLE       |
| 1 SUPORTE     | BRACKET       | SOPORTE        |
| 1 SUPORTE     | BRACKET       | SOPORTE        |
| 6 CONEXÃO     | CONNECTION    | CONEXION       |
| 6 ENGATE      | COUPLER       | ACOPLADOR      |
| 12 ANEL       | RING          | ARO            |
| 1 PLACA       | PLATE         | PLATO          |
| 8 ARRUELA     | WASHER        | ARANDELA       |
| 12 ARRUELA    | WASHER        | ARANDELA       |
| 12 PARAFUSO   | BOLT          | PERNO          |
| 2 MANGUEIRA   | HOSE          | FLEXIBLE       |
| 6 BRAÇADEIRA  | CLAMP         | ABRAZADERA     |

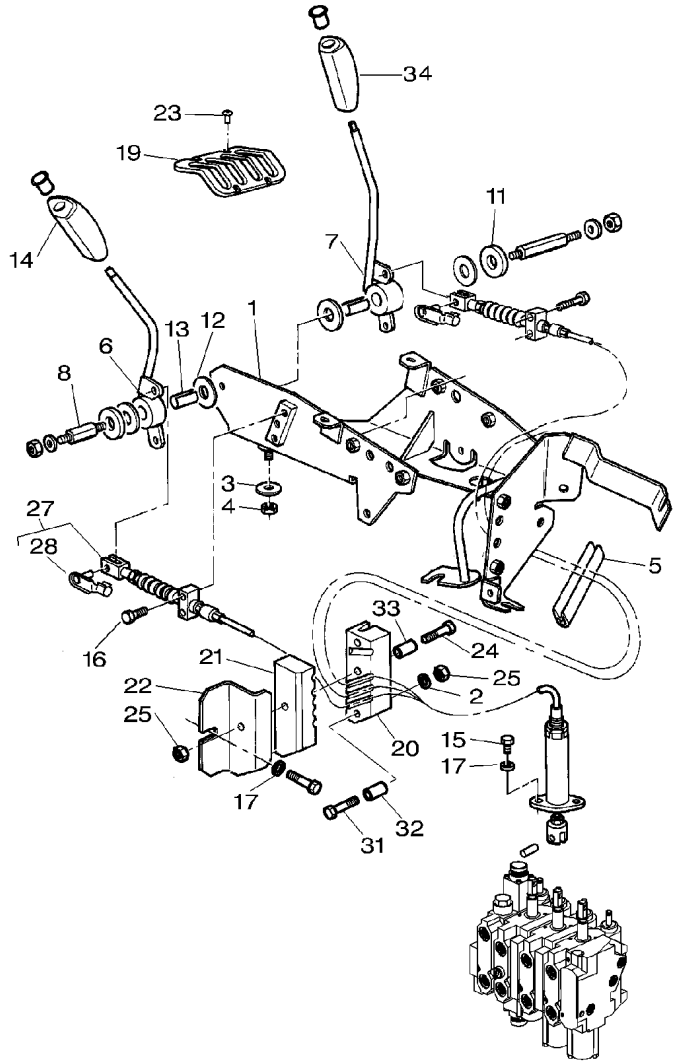


- |    |            |    |             |               |                |
|----|------------|----|-------------|---------------|----------------|
| 1  | 355565X1   | 2  | PORCA       | NUT           | TUERCA         |
| 2  | 355618X1   | 4  | ARRUELA     | WASHER        | ARANDELA       |
| 3  | 063096T1   | 1  | CJ. COMANDO | KIT, ACTUATOR | JUEGO ACTUADOR |
| 4  | 353683X1   | 2  | PARAFUSO    | BOLT          | PERNO          |
| 5  | 353446X1   | 2  | ARRUELA     | WASHER        | ARANDELA       |
| 6  | 053134P2   | 1  | SUPORE      | BRACKET       | SOPORTE        |
| 7  | 339376X1   | 3  | ARRUELA     | WASHER        | ARANDELA       |
| 8  | 339401X1   | 3  | PARAFUSO    | BOLT          | PERNO          |
| 9  | 358743X91  | 6  | CONEXÃO     | CONNECTION    | CONEXION       |
| 10 | 3412088M91 | 2  | MANGUEIRA   | HOSE          | FLEXIBLE       |
| 11 | 053105S1   | 1  | SUPORE      | BRACKET       | SOPORTE        |
| 12 | 053106S1   | 1  | SUPORE      | BRACKET       | SOPORTE        |
| 13 | 3412687M1  | 6  | CONEXÃO     | CONNECTION    | CONEXION       |
| 14 | 3410413M92 | 6  | ENGATE      | COUPLER       | ACOPLADOR      |
| 15 | 390948X1   | 12 | ANEL        | RING          | ARO            |
| 16 | 053111S1   | 1  | PLACA       | PLATE         | PLATO          |
| 17 | 829185M1   | 8  | ARRUELA     | WASHER        | ARANDELA       |
| 18 | 339374X1   | 12 | ARRUELA     | WASHER        | ARANDELA       |
| 19 | 339761X1   | 12 | PARAFUSO    | BOLT          | PERNO          |
| 20 | 3409857M91 | 2  | MANGUEIRA   | HOSE          | FLEXIBLE       |
|    | 3225356M1  | 6  | BRAÇADEIRA  | CLAMP         | ABRAZADERA     |

Controle Remoto  
Remote Control  
Control Remoto

Alavanca  
Lever  
Palanca

70-360



- 1 052620P1
- 2 390971X1
- 3 385361X1
- 4 1441461X1
- 5 1684844M1
- 6 3778481M1
- 7 3778482M1
- 8 3712956M3
- 11 3387447M1
- 12 3386514M1
- 13 3713905M1
- 14 3715491M91
- 15 339560X1
- 16 3009332X1
- 17 390971X1
- 19 3778486M1
- 20 3712979M2
- 21 3712980M2
- 22 3712981M2
- 23 3010506X1
- 24 339096X1
- 25 339030X1
- 27 052501T1
- 28 3713042M1
- 31 1440922X1
- 32 3714645M1
- 33 3714646M1
- 34 3715492M91

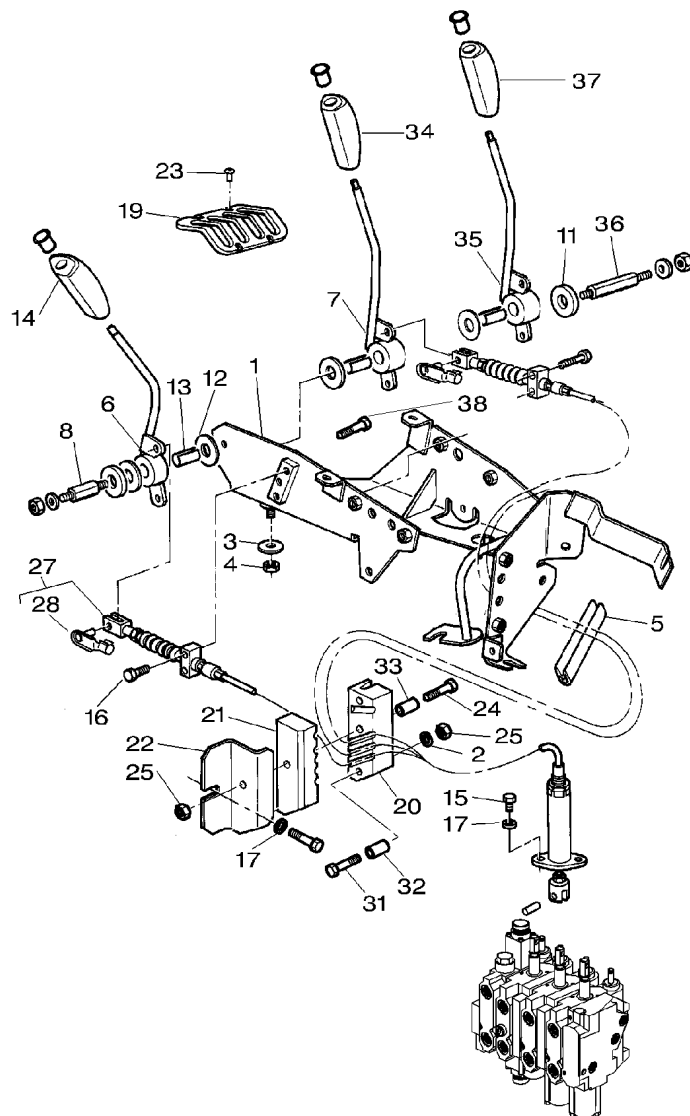
- |              |            |                |
|--------------|------------|----------------|
| 1 SUPORTE    | BRACKET    | SOPORTE        |
| 2 ARRUELA    | WASHER     | ARANDELA       |
| 4 ARRUELA    | WASHER     | ARANDELA       |
| 6 PORCA      | NUT        | TUERCA         |
| 2 JUNTA      | GASKET     | EMPAQUETADURA. |
| 1 ALAVANCA   | LEVER      | PALANCA        |
| 1 ALAVANCA   | LEVER      | PALANCA        |
| 2 EIXO       | SHAFT      | ARBOL          |
| 2 ARRUELA    | WASHER     | ARANDELA       |
| 4 DISCO      | DISC       | DISCO          |
| 2 BUCHA      | BUSH       | CASQUILLO      |
| 1 MANÍPULO   | KNOB       | POMO           |
| 1 PARAFUSO   | BOLT       | PERNO          |
| 4 PARAFUSO   | BOLT       | PERNO          |
| 3 ARRUELA    | WASHER     | ARANDELA       |
| 1 GRADE      | GRILLE     | REJILLA        |
| 1 BRAÇADEIRA | CLAMP      | ABRAZADERA     |
| 1 BRAÇADEIRA | CLAMP      | ABRAZADERA     |
| 1 SUPORTE    | BRACKET    | SOPORTE        |
| 7 PARAFUSO   | BOLT       | PERNO          |
| 2 PARAFUSO   | BOLT       | PERNO          |
| 3 PORCA      | NUT        | TUERCA         |
| 2 CJ. CABO   | KIT, CABLE | CABLES JUEGO   |
| 2 PINO       | PIN        | PASADOR        |
| 1 PARAFUSO   | BOLT       | PERNO          |
| 2 BUCHA      | BUSH       | CASQUILLO      |
| 1 BUCHA      | BUSH       | CASQUILLO      |
| 1 MANÍPULO   | KNOB       | POMO           |

Controle Remoto  
Remote Control  
Control Remoto

Alavanca  
Lever  
Palanca

70-365

Com Cabine  
With Cab  
Con Cabina



- 1 052620P1
- 2 390971X1
- 3 385361X1
- 4 1441461X1
- 5 1684844M1
- 6 3778481M1
- 7 3778482M1
- 8 3712956M3
- 11 3387447M1
- 12 3386514M1
- 13 3713905M1
- 14 3715491M91
- 15 339560X1
- 16 3009332X1
- 17 390971X1
- 19 3778486M1
- 20 3712979M2
- 21 3712980M2
- 22 3712981M2
- 23 3010506X1
- 24 339096X1
- 25 339030X1
- 27 052501T1
- 28 3713042M1
- 31 1440922X1
- 32 3714645M1
- 33 3714646M1
- 34 3715492M91
- 35 3778483M2
- 36 3712279M3
- 37 3715493M91
- 38 3009336X1

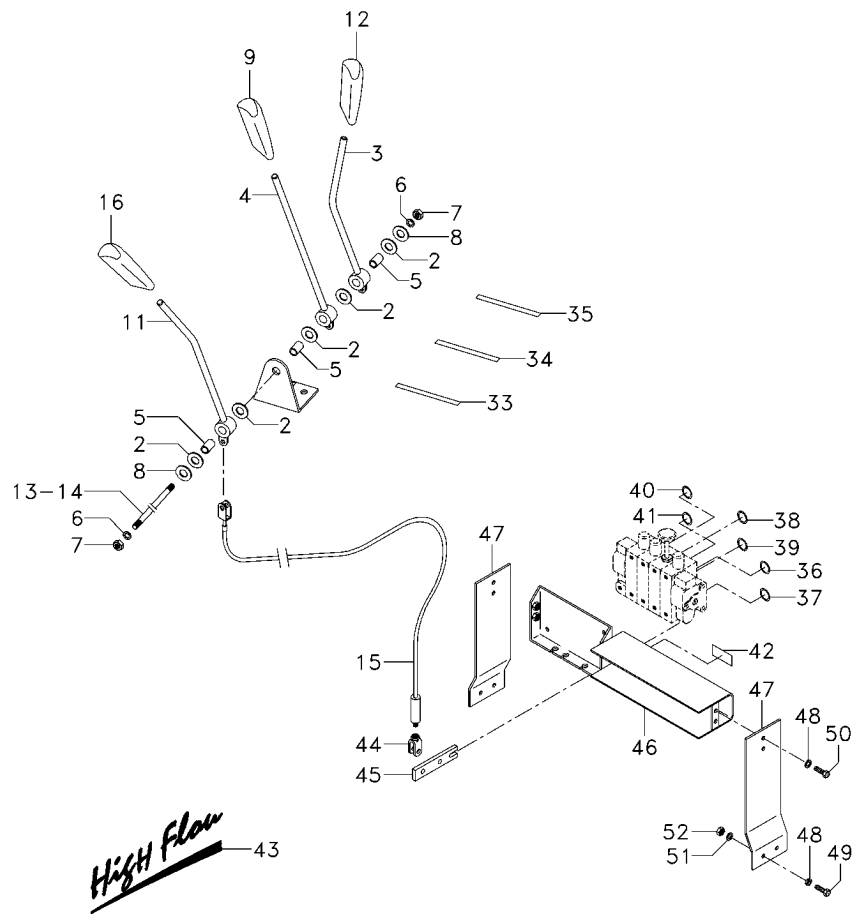
- 1 SUPORTE
- 2 ARRUELA
- 4 ARRUELA
- 6 PORCA
- 2 JUNTA
- 1 ALAVANCA
- 1 ALAVANCA
- 1 EIXO
- 2 ARRUELA
- 5 DISCO
- 3 BUCHA
- 1 MANÍPULO
- 1 PARAFUSO
- 2 PARAFUSO
- 3 ARRUELA
- 1 GRADE
- 1 BRAÇADEIRA
- 1 BRAÇADEIRA
- 1 SUPORTE
- 7 PARAFUSO
- 2 PARAFUSO
- 3 PORCA
- 3 CJ. CABO
- 2 PINO
- 1 PARAFUSO
- 2 BUCHA
- 1 BUCHA
- 1 MANÍPULO
- 1 ALAVANCA
- 1 EIXO
- 1 MANÍPULO
- 2 PARAFUSO

- BRACKET
- WASHER
- WASHER
- NUT
- GASKET
- LEVER
- LEVER
- SHAFT
- WASHER
- DISC
- BUSH
- KNOB
- BOLT
- BOLT
- WASHER
- GRILLE
- CLAMP
- CLAMP
- BRACKET
- BOLT
- BOLT
- NUT
- KIT, CABLE
- PIN
- BOLT
- BUSH
- BUSH
- KNOB
- LEVER
- SHAFT
- KNOB
- BOLT

- SOPORTE
- ARANDELA
- ARANDELA
- TUERCA
- EMPAQUETADURA.
- PALANCA
- PALANCA
- ARBOL
- ARANDELA
- DISCO
- CASQUILLO
- POMO
- PERNO
- PERNO
- ARANDELA
- REJILLA
- ABRAZADERA
- ABRAZADERA
- SOPORTE
- PERNO
- PERNO
- TUERCA
- CABLES JUEGO
- PASADOR
- PERNO
- CASQUILLO
- CASQUILLO
- POMO
- PALANCA
- ARBOL
- POMO
- PERNO



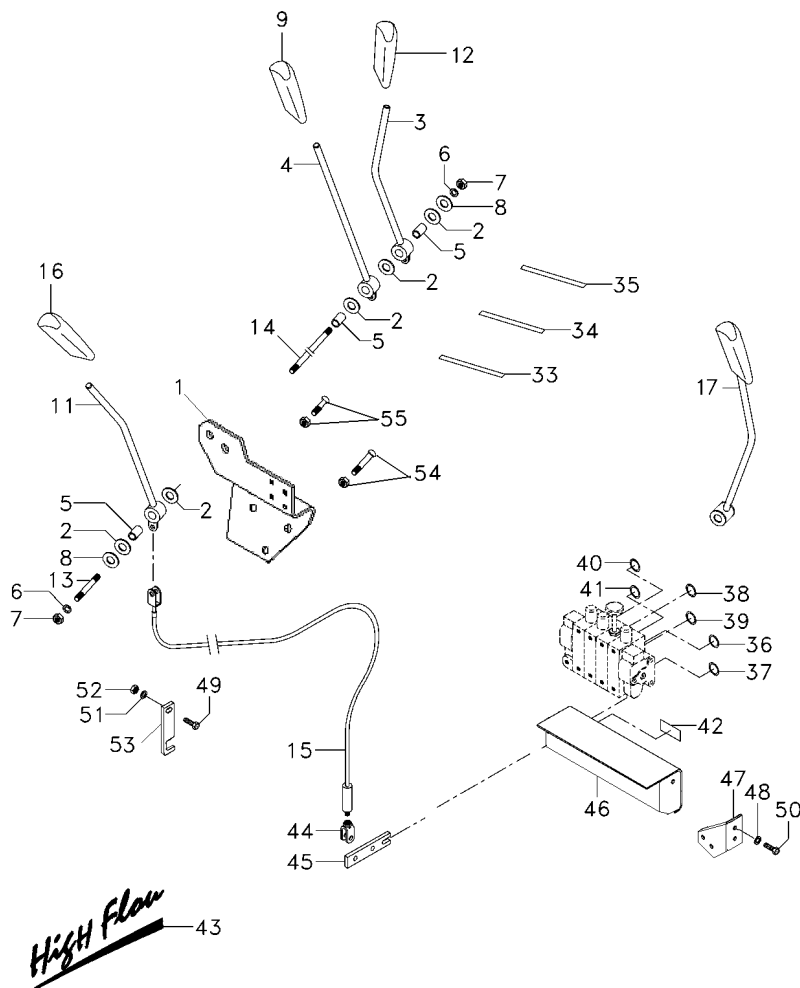
**Com Fluxo Combinado - Com Cabine**  
**With Combined Flow - With Cab**  
**Con Combined Flow - Con Cabina**



Válvula Controle Remoto  
Control Valve  
Válvula Del Control

70-375

Com Fluxo Combinado - Com Hydrotronic  
With Combined Flow - With Hydrotronic  
Con Combined Flow - Con Hydrotronic



- 1 6205158M91
- 1 339761X1
- 1 339169X1
- 1 339374X1
- 2 3386514M1
- 3 3778483M2
- 4 3778482M2
- 5 3713905M1
- 6 390972X1
- 7 391056X1
- 8 053733P1
- 9 3715491M91
- 11 3778481M2
- 12 3715493M91
- 13 3712956M3
- 14 3712279M3
- 15 6205100M1
- 16 3715492M91
- 17 039643S1
- 17 196010M1
- 17 355618X1
- 17 354048X1
- 17 035972P1
- 33 068276P1
- 34 068277P1
- 35 6205186M1
- 36 6205184M1
- 37 6205185M1
- 38 6205180M1
- 39 6205182M1
- 40 6205181M1
- 41 6205183M1
- 42 6207653M1
- 43 6207418M1
- 44 071686P1
- 45 071102P1
- 46 6204899M91
- 46 339123X1
- 46 339374X1
- 46 390972X1
- 47 6205131M91
- 48 339374X1
- 49 391979X1
- 50 339123X1
- 51 039921T1
- 52 1441500X1
- 53 6205093M1
- 54 3009336X1
- 54 1441500X1
- 55 3009332X1

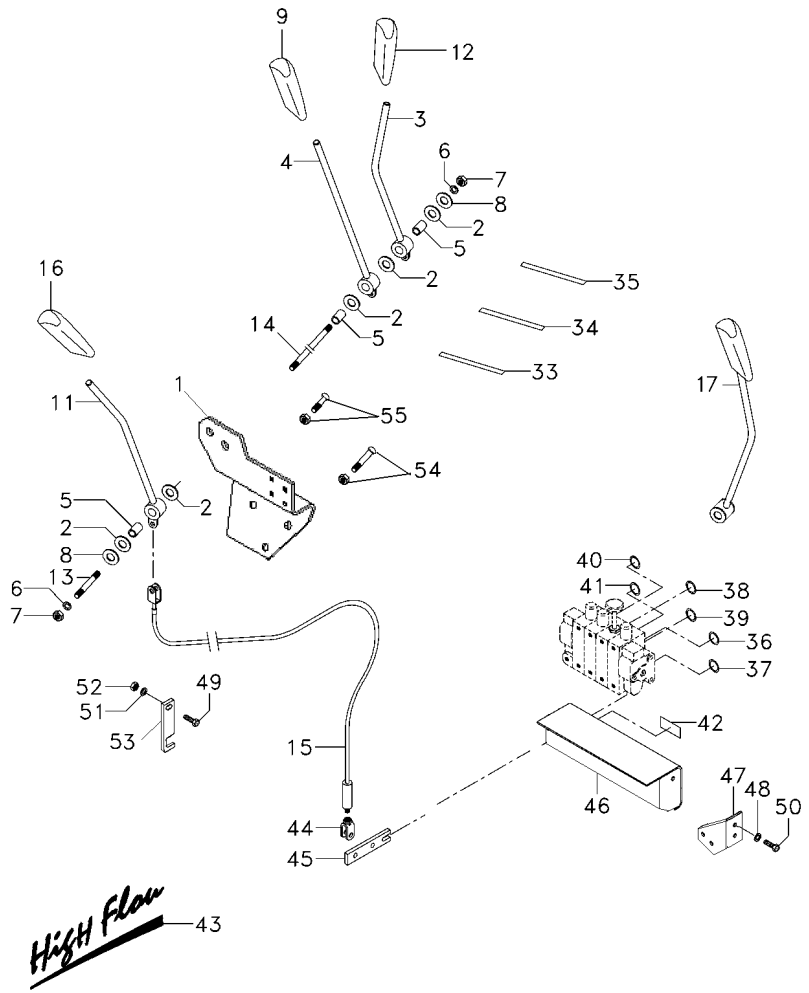
- |              |            |                |
|--------------|------------|----------------|
| 1 SUPORTE    | BRACKET    | SOPORTE        |
| 3 PARAFUSO   | BOLT       | PERNO          |
| 3 PORCA      | NUT        | TUERCA         |
| 3 ARRUELA    | WASHER     | ARANDELA       |
| 5 DISCO      | DISC       | DISCO          |
| 1 ALAVANCA   | LEVER      | PALANCA        |
| 1 ALAVANCA   | LEVER      | PALANCA        |
| 3 BUCHA      | BUSH       | CASQUILLO      |
| 2 ARRUELA    | WASHER     | ARANDELA       |
| 2 PORCA      | NUT        | TUERCA         |
| 2 ARRUELA    | WASHER     | ARANDELA       |
| 1 MANÍPULO   | KNOB       | POMO           |
| 1 ALAVANCA   | LEVER      | PALANCA        |
| 1 MANÍPULO   | KNOB       | POMO           |
| 1 EIXO       | SHAFT      | ARBOL          |
| 1 EIXO       | SHAFT      | ARBOL          |
| 3 CABO       | CABLE      | CABLE          |
| 1 MANÍPULO   | KNOB       | POMO           |
| 1 ALAVANCA   | LEVER      | PALANCA        |
| 2 ARRUELA    | WASHER     | ARANDELA       |
| 2 ARRUELA    | WASHER     | ARANDELA       |
| 2 CUPILHA    | COTTER PIN | PASADOR DOUBLE |
| 1 MANÍPULO   | KNOB       | POMO           |
| 1 DECAL      | DECAL      | CALCOMANIA     |
| 1 DECAL      | DECAL      | CALCOMANIA     |
| 1 DECAL      | DECAL      | CALCOMANIA     |
| 1 DECAL      | DECAL      | CALCOMANIA     |
| 1 DECAL      | DECAL      | CALCOMANIA     |
| 1 DECAL      | DECAL      | CALCOMANIA     |
| 1 DECAL      | DECAL      | CALCOMANIA     |
| 1 DECAL      | DECAL      | CALCOMANIA     |
| 1 DECAL      | DECAL      | CALCOMANIA     |
| 1 DECAL      | DECAL      | CALCOMANIA     |
| 1 DECAL      | DECAL      | CALCOMANIA     |
| 2 DECAL      | DECAL      | CALCOMANIA     |
| 3 GARFO      | FORK       | HORQUILLA      |
| 3 ALAVANCA   | LEVER      | PALANCA        |
| 1 FECHAMENTO | COVER      | CUBIERTA       |
| 5 PARAFUSO   | BOLT       | PERNO          |
| 5 ARRUELA    | WASHER     | ARANDELA       |
| 5 ARRUELA    | WASHER     | ARANDELA       |
| 1 SUPORTE    | BRACKET    | SOPORTE        |
| 2 ARRUELA    | WASHER     | ARANDELA       |
| 1 PARAFUSO   | BOLT       | PERNO          |
| 2 PARAFUSO   | BOLT       | PERNO          |
| 1 ARRUELA    | WASHER     | ARANDELA       |
| 1 PORCA      | NUT        | TUERCA         |
| 1 FIXADOR    | ATTACHMENT | ADITAMENTO     |
| 2 PARAFUSO   | BOLT       | PERNO          |
| 2 PORCA      | NUT        | TUERCA         |
| 2 PARAFUSO   | BOLT       | PERNO          |

Válvula Controle Remoto  
Control Valve  
Válvula Del Control

70-375

Com Fluxo Combinado - Com Hydrotronic  
With Combined Flow - With Hydrotronic  
Con Combined Flow - Con Hydrotronic

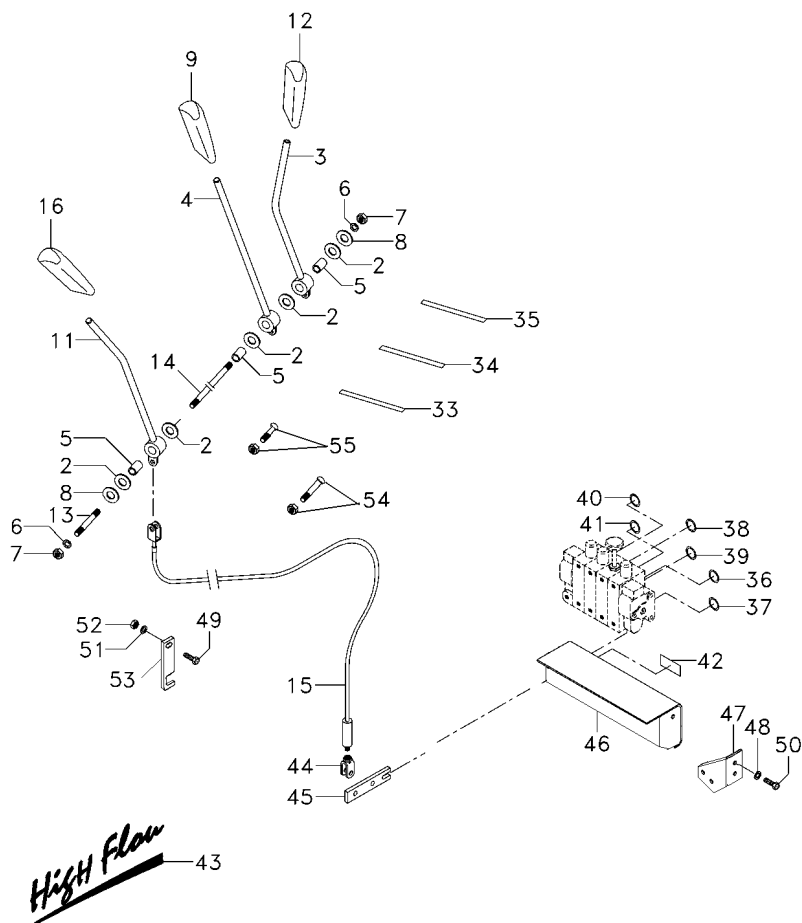
55 1441500X1 2 PORCA NUT TUERCA



Válvula Controle Remoto
Control Valve
Válvula Del Control

**70-380**

<p><b>Com Fluxo Combinado - Sem Hidráulico</b>  <b>With Combined Flow - Without Hydraulic</b>  <b>Con Combined Flow - Sin Hidraulico</b></p>
--



- 2 3386514M1  
3 3778483M2  
4 3778482M2  
5 3713905M1  
6 390972X1  
7 391056X1  
8 053733P1  
9 3715491M91  
11 3778481M2  
12 3715493M91  
13 3712956M3  
14 3712279M3  
15 6205100M1  
16 3715492M91  
33 068276P1  
34 068277P1  
35 6205186M1  
36 6205184M1  
37 6205185M1  
38 6205180M1  
39 6205182M1  
40 6205181M1  
41 6205183M1  
42 6207653M1  
43 6207418M1  
44 071686P1  
45 071102P1  
46 6204899M91  
46 339123X1  
46 339374X1  
46 390972X1  
47 6205131M91  
48 339374X1  
49 391979X1  
50 339123X1  
51 039921T1  
52 1441500X1  
53 6205093M1  
54 3009336X1  
54 1441500X1  
55 3009332X1  
55 1441500X1

- 5 DISCO  
1 ALAVANCA  
1 ALAVANCA  
3 BUCHA  
2 ARRUELA  
2 PORCA  
2 ARRUELA  
1 MANIPULO  
1 ALAVANCA  
1 MANIPULO  
1 EIXO  
1 EIXO  
3 CABO  
1 MANIPULO  
1 DECAL  
1 DECAL  
1 DECAL  
1 DECAL  
1 DECAL  
1 DECAL  
1 DECAL  
1 DECAL  
1 DECAL  
2 DECAL  
3 GARFO  
3 ALAVANCA  
1 FECHAMENTO  
5 PARAFUSO  
5 ARRUELA  
5 ARRUELA  
1 SUPORTE  
2 ARRUELA  
1 PARAFUSO  
2 PARAFUSO  
1 ARRUELA  
1 PORCA  
1 FIXADOR  
2 PARAFUSO  
2 PORCA  
2 PARAFUSO  
2 PORCA

- DISC  
LEVER  
LEVER  
BUSH  
WASHER  
NUT  
WASHER  
KNOB  
LEVER  
KNOB  
SHAFT  
SHAFT  
CABLE  
KNOB  
DECAL  
DECAL  
DECAL  
DECAL  
DECAL  
DECAL  
DECAL  
DECAL  
DECAL  
DECAL  
FORK  
LEVER  
COVER  
BOLT  
WASHER  
WASHER  
BRACKET  
WASHER  
BOLT  
BOLT  
WASHER  
NUT  
ATTACHMENT  
BOLT  
NUT  
BOLT  
NUT

- DISCO  
PALANCA  
PALANCA  
CASQUILLO  
ARANDELA  
TUERCA  
ARANDELA  
POMO  
PALANCA  
POMO  
ARBOL  
ARBOL  
CABLE  
POMO  
CALCOMANIA  
CALCOMANIA  
CALCOMANIA  
CALCOMANIA  
CALCOMANIA  
CALCOMANIA  
CALCOMANIA  
CALCOMANIA  
CALCOMANIA  
HORQUILLA  
PALANCA  
CUBIERTA  
PERNO  
ARANDELA  
ARANDELA  
SOPORTE  
ARANDELA  
PERNO  
PERNO  
ARANDELA  
TUERCA  
ADITAMENTO  
PERNO  
TUERCA  
PERNO  
TUERCA

Cilindro Hidráulico  
Hydraulic Cylinder  
Cilindro Hidráulico

Levante Hidráulico  
Hydraulic Lift  
Levante Hidráulico

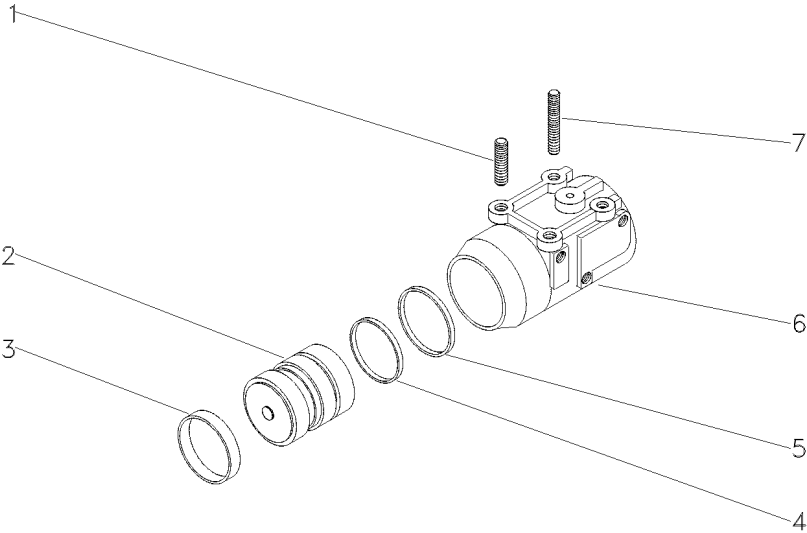
70-385

- 1 1667580M1
- 2 034604N1
- 3 034615P1
- 4 3412140M1
- 5 3412380M1
- 6 516571M3
- 7 1481941M2

- 2 PRISIONEIRO
- 1 PISTÃO
- 1 ANEL
- 1 ANEL "O"
- 1 ANEL
- 1 CILINDRO
- 2 PRISIONEIRO

- STUD
- PISTON
- RING
- O RING
- RING
- CYLINDER
- STUD

- ESPARRAGO
- PISTON
- ARO
- JUNTA TORICA
- ARO
- CILINDRO
- ESPARRAGO



Tampa Do Levante Hidráulico  
Hydraulic Lift Cover  
Tapa Levante Hidraulico

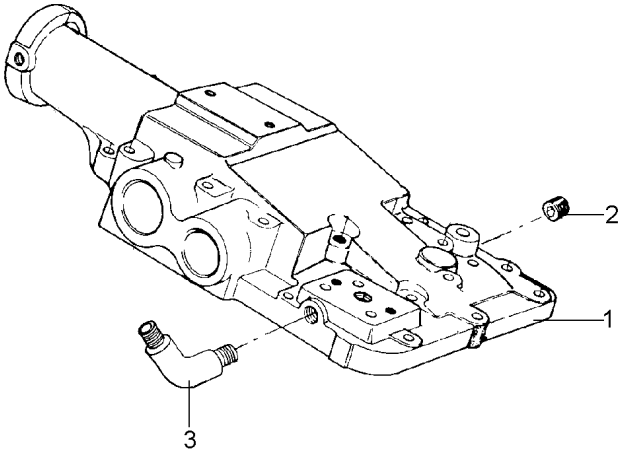
70-390

- 1 038421P1
- 2 195387M1
- 3 356360X1

- 1 TAMPA
- 1 BUJÃO
- 1 CONEXÃO

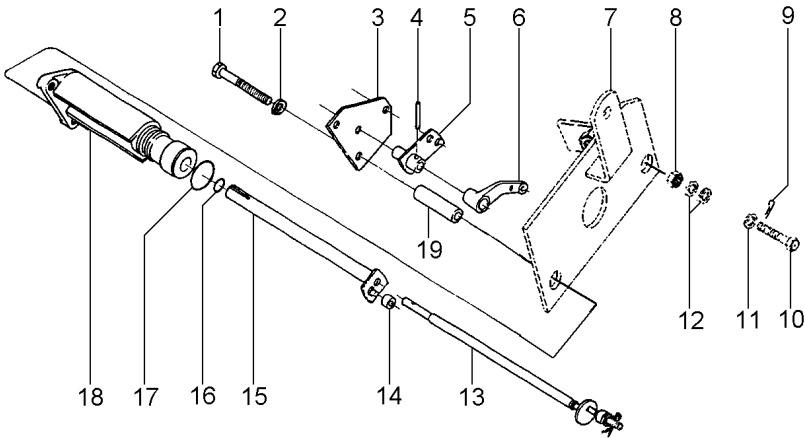
- COVER
- PLUG
- CONNECTION

- CUBIERTA
- TAPON
- CONEXION



Suporte Do Quadrante  
Draft Braket  
Soporte Del Quadrante

70-395



- 1 354635X1
- 2 353434X1
- 3 020186P1
- 4 1440962X1
- 5 020199S1
- 6 020188N1
- 7 036144S1
- 8 355565X1
- 9 354041X1
- 10 353681X1
- 11 339024X1
- 12 391388X1
- 13 020197N1

[A]  
[B]

[A]  
70-460 No

[B]

- [A] CONTROLE DE PROFUNDIDADE  
DEPTH CONTROL  
CONTROL DE PROFUNDIDAD
- [B] CONTROLE DE POSIÇÃO  
POSITION CONTROL  
CONTROL DE POSICION

- 2 PARAFUSO
- 2 ARRUELA
- 1 SUPORTE
- 1 PINO
- 1 SUPORTE
- 1 C.J. BRAÇO
- 1 SUPORTE
- 1 PORCA
- 1 CUPILHA
- 1 PARAFUSO
- 1 ARRUELA
- 2 ARRUELA
- 1 C.J. EIXO

- BOLT
- WASHER
- BRACKET
- PIN
- BRACKET
- KIT, ARM
- BRACKET
- NUT
- COTTER PIN
- BOLT
- WASHER
- WASHER
- KIT, AXLE

- PERNO
- ARANDELA
- SOPORTE
- PASADOR
- SOPORTE
- JUEGO DE BRAZO
- SOPORTE
- TUERCA
- PASADOR DOUBLE
- PERNO
- ARANDELA
- ARANDELA
- JUEGO DE EJE

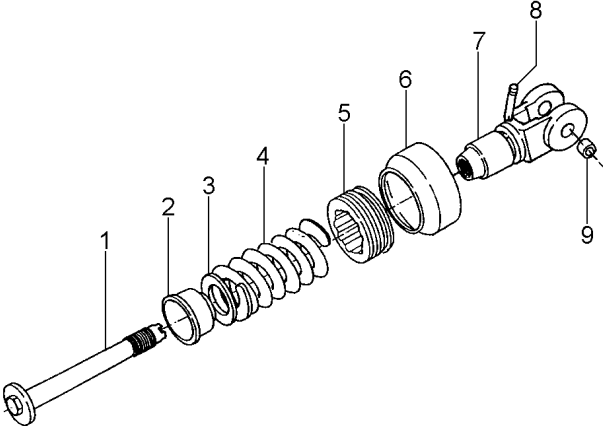
- 1 ROLETE
- 1 C.J. EIXO
- 1 ANEL "O"
- 1 ANEL "O"
- 1 SUPORTE
- 2 ESPAÇADOR

- ROLLER
- KIT, AXLE
- O RING
- O RING
- BRACKET
- SPACER

- RODILLO
- JUEGO DE EJE
- JUNTA TORICA
- JUNTA TORICA
- SOPORTE
- PIEZA DISTANCIA

Mola De Controle Do Hidráulico  
Spring Assy - Control  
Resorte De Controle De Hidraulico

70-400



- 1 886348M2
- 2 886351M2
- 3 026314P1
- 4 023332P1
- 5 180979M2
- 6 180980M2
- 7 516577M1
- 8 1442142X1
- 9 516591M1

- 1 PINO
- 1 ASSENTO
- 1 ARRUELA
- 1 MOLA
- 1 PORCA
- 1 CAPA
- 1 GARFO
- 1 PINO
- 2 BUCHA

- PIN
- SEAT
- WASHER
- SPRING
- NUT
- BOOT
- FORK
- PIN
- BUSH

- PASADOR
- ASIENTO
- ARANDELA
- RESORTE
- TUERCA
- PROTECCION
- HORQUILLA
- PASADOR
- CASQUILLO



Tampa Do Levante Hidráulico  
Hydraulic Lift Cover  
Tapa Levante Hidraulico

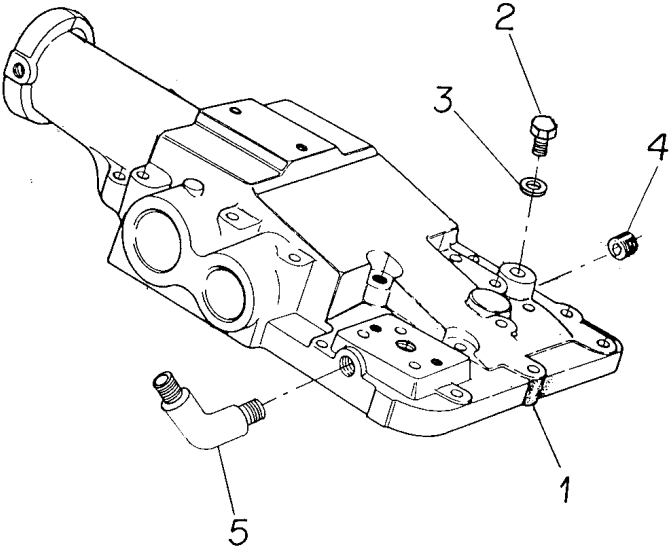
70-405

- 1 020180P2
- 2 195387M1
- 3 826238M1
- 4 826237M1
- 5 356360X1

- 1 TAMPA
- 2 BUJÃO
- 1 ARRUELA
- 1 BUJÃO
- 1 CONEXÃO

- COVER
- PLUG
- WASHER
- PLUG
- CONNECTION

- CUBIERTA
- TAPON
- ARANDELA
- TAPON
- CONEXION



Tampa Hidráulica  
Hydraulic Cover  
Tapa Hidraulica

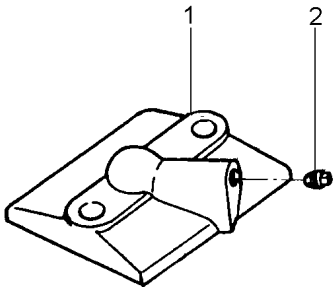
70-410

- 1 023829P2
- 2 1482137M1

- 1 TAMPA
- 1 TAMPÃO

COVER  
PAD

CUBIERTA  
ALMOHADILLA



Levante Hidráulico  
Hydraulic Lift  
Elevador Hidraulico

Suporte Da Articulação  
Hinge Support  
Soporte Articulación

70-415

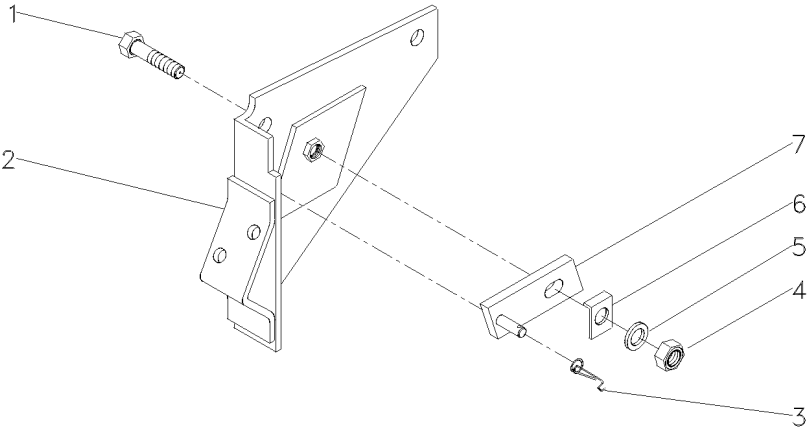
- 1 361448X1
- 2 1661617M91
- 3 1872044M1
- 4 353916X1
- 5 376702X1
- 6 1869107M1
- 7 1869104M91

5/16  
  
5/16X24  
5/16

- 1 PARAFUSO
- 1 SUPORTE
- 1 MOLA
- 1 PORCA
- 1 ARRUELA
- 1 ARRUELA
- 1 PIVÔ

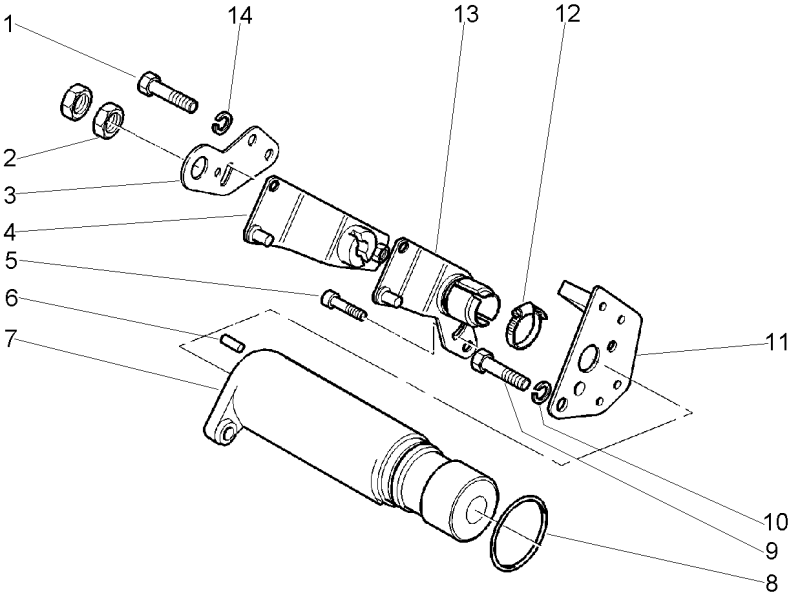
BOLT  
BRACKET  
SPRING  
NUT  
WASHER  
WASHER  
PIVOT

PERNO  
SOPORTE  
RESORTE  
TUERCA  
ARANDELA  
ARANDELA  
PIVOTE



Suporte Do Quadrante  
Draft Braket  
Soporte Del Quadrante

70-420



- 1 339560X1
- 2 353430X1
- 3 1696586M1
- 4 3807551M91
- 5 3009181X1
- 6 3019304X1
- 7 3809873M91
- 8 195654M1
- 9 353690X1
- 10 353434X1
- 11 3809876M1
- 12 338614X1
- 13 3807550M91
- 14 339375X1

1440401X1  
70-465 No

3008829X1

- 2 PARAFUSO
- 2 PORCA
- 1 SUPORTE
- 1 ALAVANCA
- 2 PARAFUSO
- 1 PINO
- 1 SUPORTE
- 1 ANEL "O"
- 1 PARAFUSO
- 1 ARRUELA
- 1 SUPORTE
- 1 BRAÇADEIRA
- 1 ALAVANCA
- 2 ARRUELA

- BOLT
- NUT
- BRACKET
- LEVER
- BOLT
- PIN
- BRACKET
- O RING
- BOLT
- WASHER
- BRACKET
- CLAMP
- LEVER
- WASHER

- PERNO
- TUERCA
- SOPORTE
- PALANCA
- PERNO
- PASADOR
- SOPORTE
- JUNTA TORICA
- PERNO
- ARANDELA
- SOPORTE
- ABRAZADERA
- PALANCA
- ARANDELA

Cj. Tampa  
Cover  
Tapa

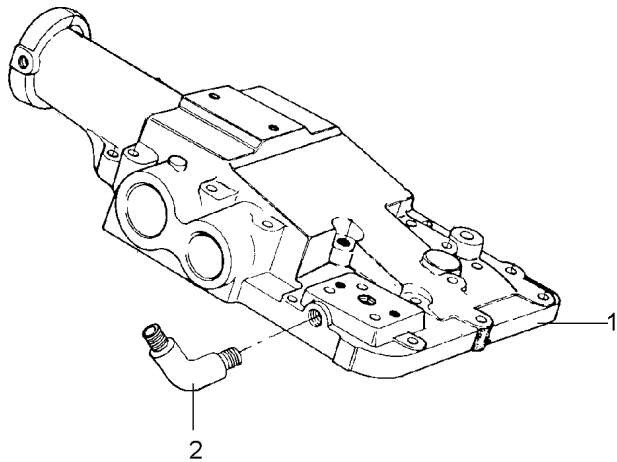
70-425

1 038421P1  
2 356360X1

1 TAMPA  
1 CONEXÃO

COVER  
CONNECTION

CUBIERTA  
CONEXION



Tampa Do Levante Hidráulico  
Hydraulic Lift Cover  
Tapa Levante Hidraulico

Sistema Ferguson  
Ferguson System  
Sistema Ferguson

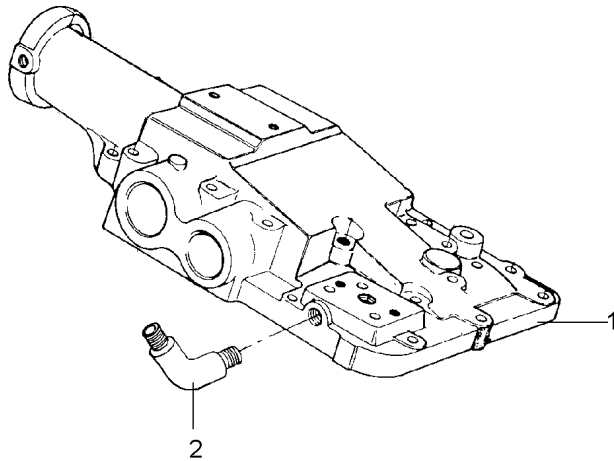
70-430

- 1 020180P2
- 2 356360X1

- 1 TAMPA
- 1 CONEXÃO

COVER  
CONNECTION

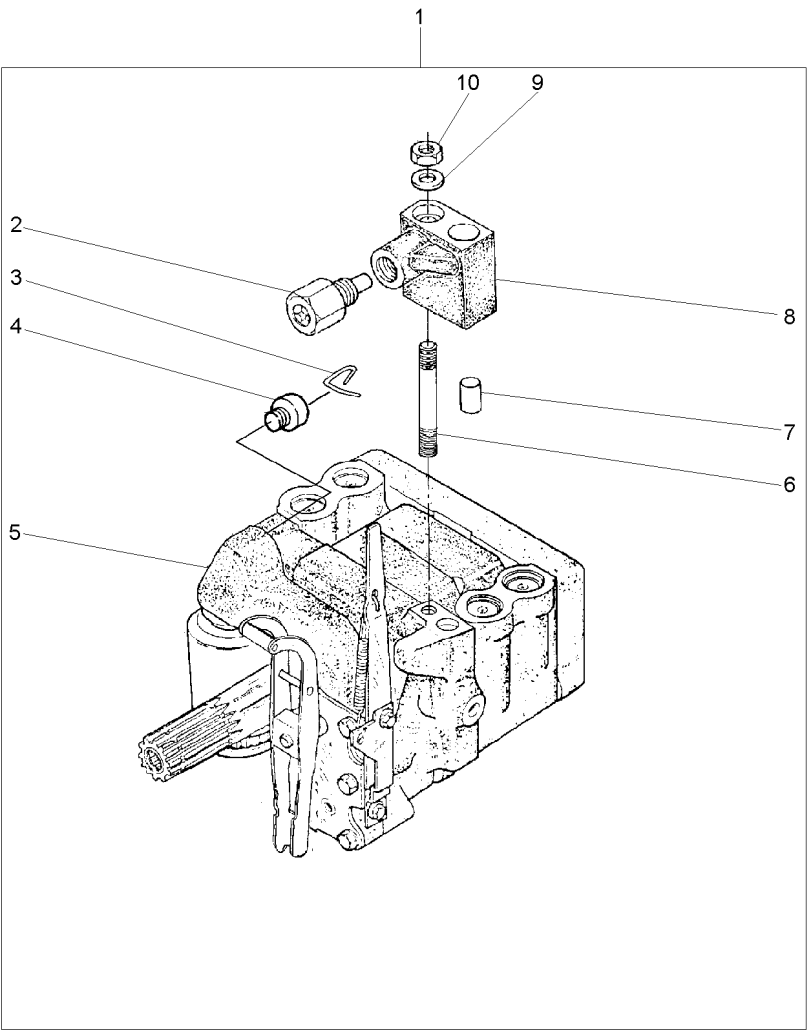
CUBIERTA  
CONEXION



Bomba Hidráulica  
Hydraulic Pump  
Bomba Hidraulica

Coletor E Luva  
Collector And Glove  
Colecionador Y Guante

70-435



- 1
- 2 038639T1
- 3 1870819M1
- 4 1870820M1
- 5 3773701M92
- 6 1694381M1
- 7 377605X1
- 8 3808924M91
- 9 353756X1
- 10 195258M1

- 8 3773700M92
- 1
- 1
- 1
- 1 U.K.
- 70-470 No

- 1 BOMBA
- 1 VÁLVULA
- 1 PRESILHA
- 1 BUJÃO
- 1 C.J. BOMBA
- 1 PRISIONEIRO
- 1 PINO
- 1 COLETOR
- 1 ARRUELA
- 1 PORCA

- PUMP
- VALVE
- STAPLE
- PLUG
- KIT, PUMP
- STUD
- PIN
- COLLECTOR
- WASHER
- NUT

- BOMBA
- VALVULA
- GRAPA
- TAPON
- BOMBA JUEGO
- ESPARRAGO
- PASADOR
- COLECTOR
- ARANDELA
- TUERCA

Filtro  
Filter  
Filtro

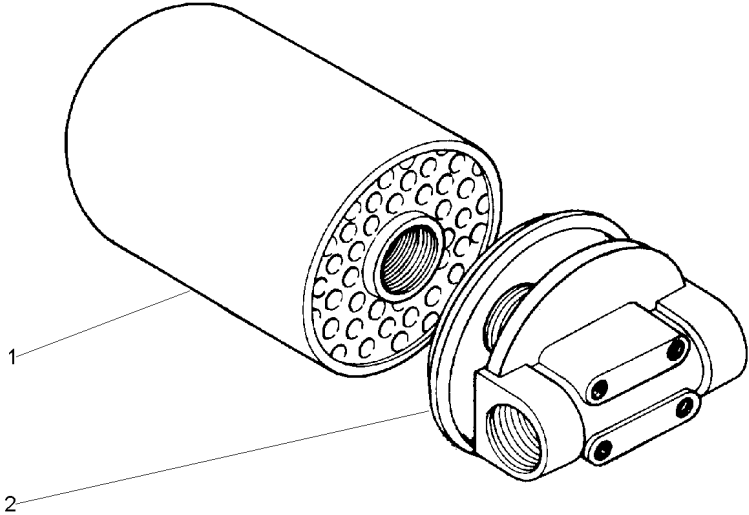
70-440

- 1 034391T1
- 2 020389R1

- 1 ELEMENTO
- 1 CABEÇOTE FILTRO

- ELEMENT
- FILTER HEAD

- ELEMENTO
- CABEZA DE FILTRO

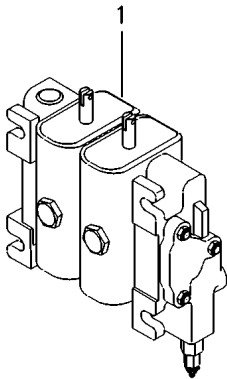




Comando Hidráulico  
Control Valves  
Comando Hidráulico

70-445

1 036488T1	ALBARUS	1 C.J. COMANDO	KIT, ACTUATOR	JUEGO ACTUADOR
1 036489T1	👁 70-475 No HIDROVER	1 C.J. COMANDO	KIT, ACTUATOR	JUEGO ACTUADOR



Engate  
Coupler  
Acoplador

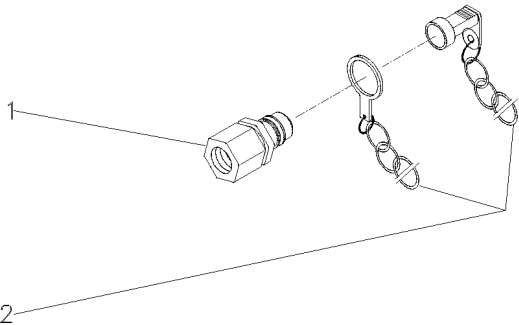
70-450

- 1 3410420M91
- 2 3410416M91

- 1 ENGATE
- 1 PROTETOR

COUPLER  
PROTECTOR

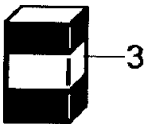
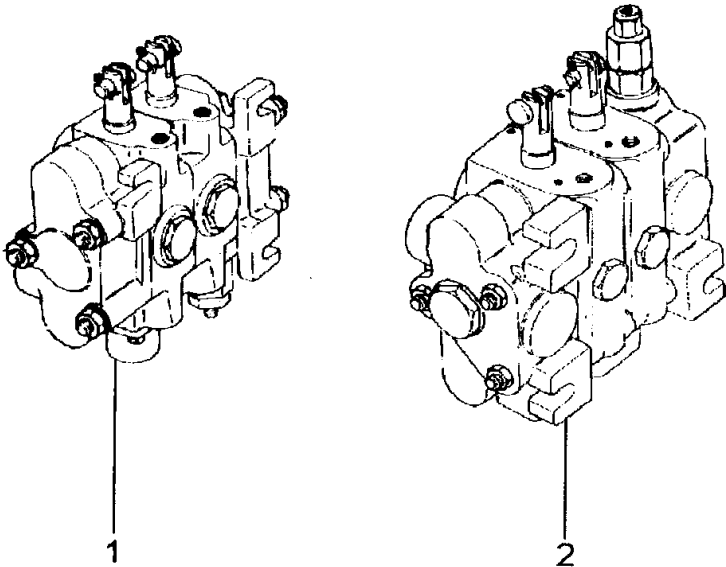
ACOPLADOR  
PROTECTOR



Comando Hidráulico  
Control Valves  
Comando Hidráulico

Dupla  
Dual  
Doble

70-455



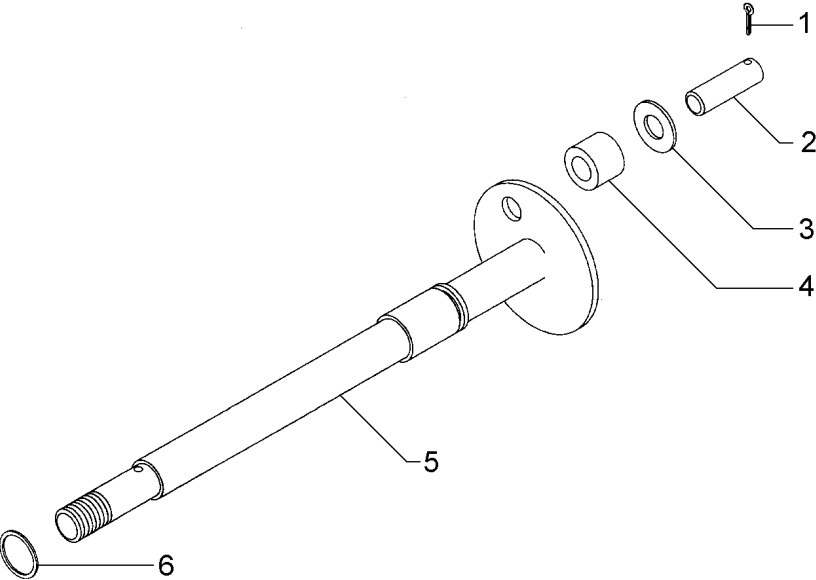
1 039242T1	👁 70-480 No HIDROVER	1 C.J. COMANDO	DISTRIBUTOR	DISTRIBUIDOR
2 039661T1	👁 70-485 No ALBARUS	1 C.J. COMANDO	KIT, ACTUATOR	JUEGO ACTUADOR
3 047353R1	HIDROVER	1 JG. REPARO	KIT, REPAIR	JUEGO REPARACION
3 047349R1	ALBARUS	1 JG. REPARO	KIT, REPAIR	JUEGO REPARACION

Eixo De Controle De Profundidade  
Control Axel  
Eje De Controle De Profundidade

70-460

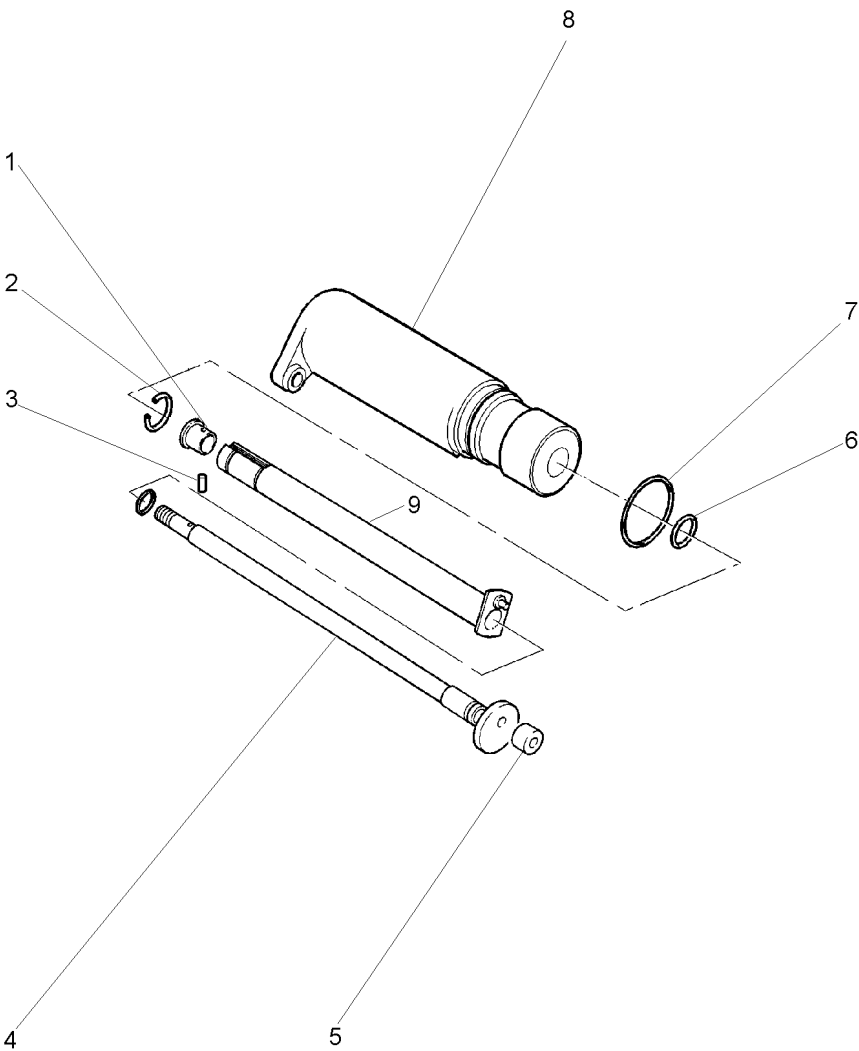
--	--	--

- |            |            |            |                |
|------------|------------|------------|----------------|
| 1 354039X1 | 1 CUPILHA  | COTTER PIN | PASADOR DOUBLE |
| 2 898194M1 | 1 PINO     | PIN        | PASADOR        |
| 3 376473X1 | 1 ARRUELA  | WASHER     | ARANDELA       |
| 4 898196M2 | 1 ROLETE   | ROLLER     | RODILLO        |
| 5 020198P1 | 1 EIXO     | SHAFT      | ARBOL          |
| 6 195561M1 | 1 ANEL "O" | O RING     | JUNTA TORICA   |



Suporte Do Quadrante  
Draft Braket  
Soporte Del Quadrante

70-465



- 1 1870225M1
- 2 358945X1
- 3 3812632M1
- 4 3812605M91
- 5 898189M2
- 6 762026M1
- 7 364281X1
- 8 3809874M1
- 9 3812629M91

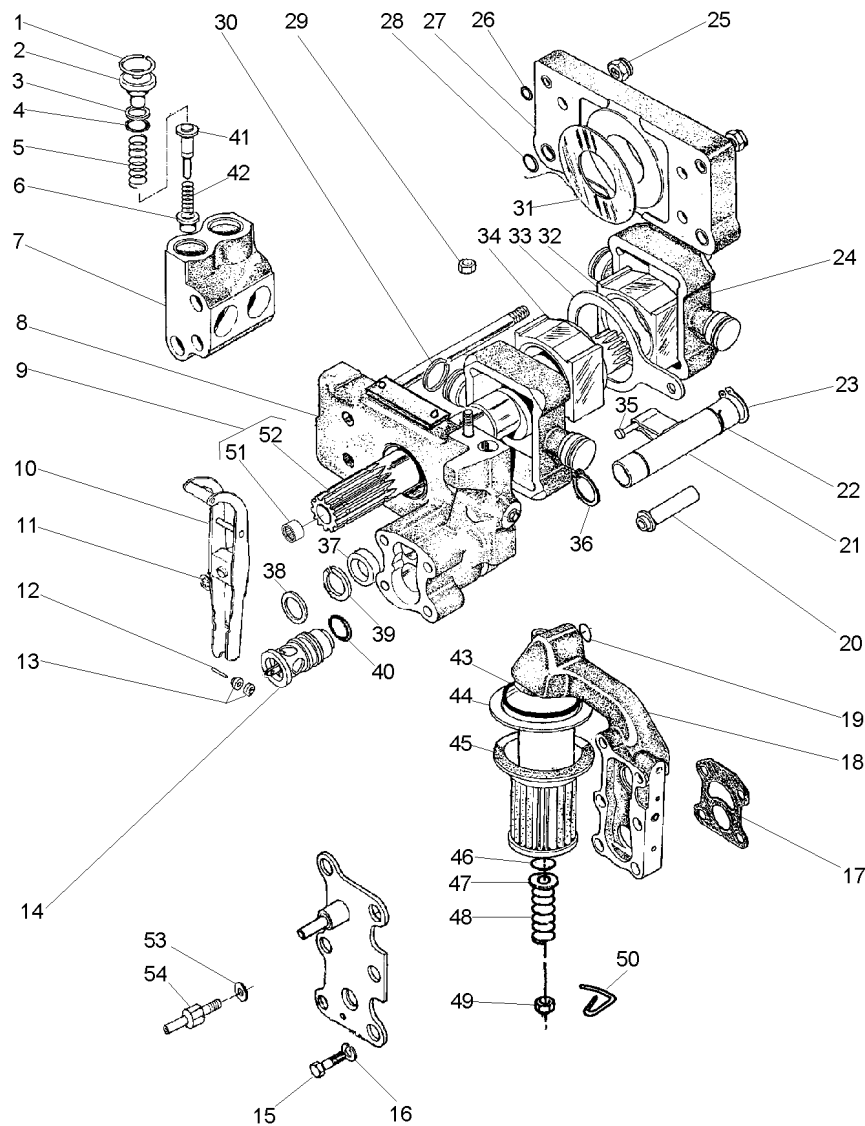
- 1 BUCHA
- 1 ANEL TRAVA
- 1 PINO
- 1 EIXO
- 1 ROLETE
- 1 ANEL "O"
- 1 ANEL "O"
- 1 SUPORTE
- 1 EIXO

- BUSH
- CIRCLIP
- PIN
- SHAFT
- ROLLER
- O RING
- O RING
- BRACKET
- SHAFT

- CASQUILLO
- CIRCULITO
- PASADOR
- ARBOL
- RODILLO
- JUNTA TORICA
- JUNTA TORICA
- SOPORTE
- ARBOL

**Bomba Hidráulica**  
Hydraulic Pump  
Bomba Hidraulica

**70-470**



- 1 1868743M1
- 2 1868741M1
- 3 1870849M1
- 4 1868742M1
- 5 180928M2
- 6 1660116M1
- 7 1868435M3
- 8 3808617M91
- 9 1871781M93
- 10 3610175M91
- 11 377493X1
- 12 897504M1
- 13 897599M1
- 14 3611085M91
- 15 362403X1
- 16 366719X1
- 17 1869529M2
- 18 3611141M91
- 19 851134M1
- 20 1686740M1
- 21 1681790M91
- 22 1671699M1
- 23 3000361X1
- 24 3148071M1
- 25 1871659M1
- 25 1871660M1
- 26 377494X1
- 27 1665499M91
- 28 831533M1
- 29 376448X1
- 30 897493M1
- 31 1664589M1
- 32 180924M2
- 33 180933M1
- 34 180925M2
- 35 831130M1
- 36 195946M1
- 37 1868486M1
- 38 377543X1
- 39 1868485M1
- 40 377502X1
- 41 180930M2
- 42 180927M2
- 43 195876M1
- 44 1671633M1
- 45 1870199M92
- 46 1007240M1
- 47 377499X1
- 48 1868469M1

[A]

70-490 No

70-495 No

70-500 No

3/8

3/8

195258M1

[B]

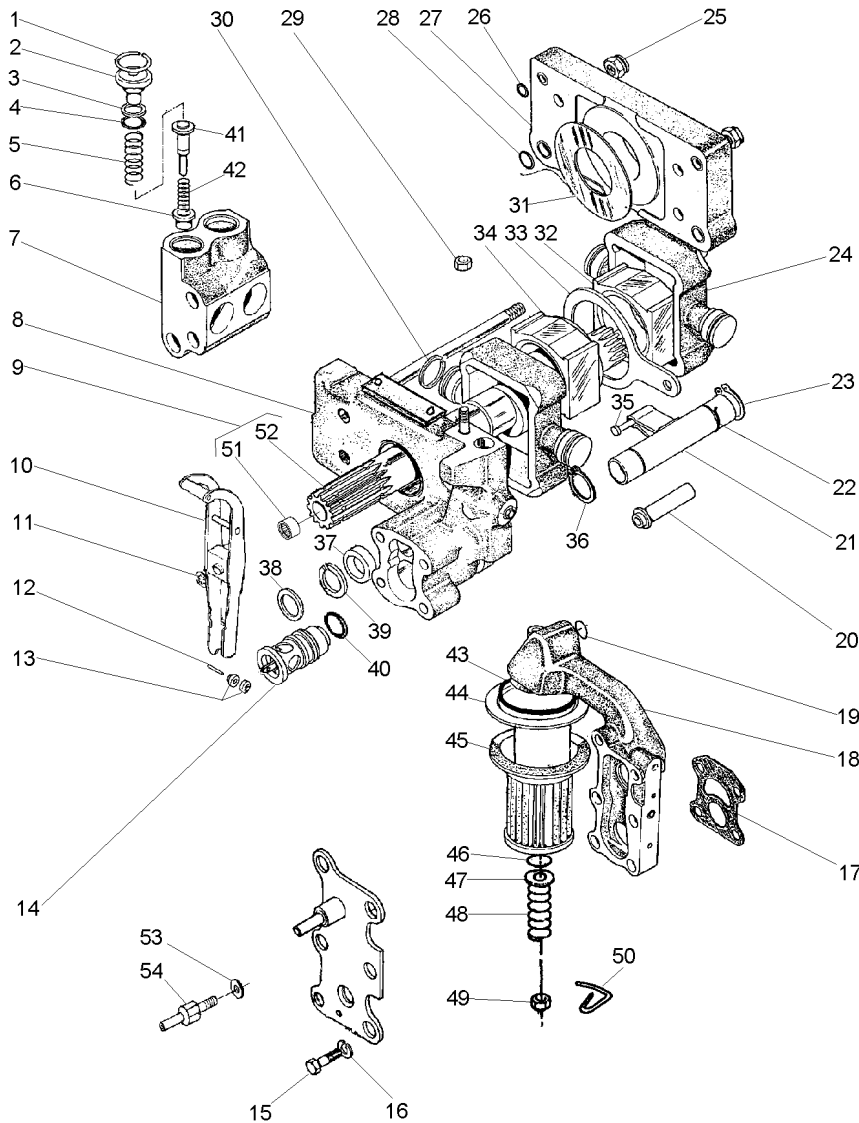
- 4 ANEL TRAVA
- 4 BUJÃO
- 4 ARRUELA
- 4 ANEL "O"
- 4 MOLA
- 4 VÁLVULA
- 2 CÂMARA
- 1 CORPO
- 1 EIXO
- 1 ALAVANCA
- 1 ANEL TRAVA
- 1 PINO
- 2 ROLETE
- 1 VÁLVULA
- 4 PARAFUSO
- 4 ARRUELA
- 1 JUNTA
- 1 CARCAÇA
- 1 ANEL "O"
- 1 TUBO
- 1 OSCILADOR
- 1 ANEL TRAVA
- 1 ANEL TRAVA
- 2 PISTÃO
- 2 PORCA
- 2 PORCA
- 4 ANEL "O"
- 1 CORPO
- 4 ANEL "O"
- 1 PORCA
- 4 ANEL
- 2 ARRUELA
- 1 BLOCO
- 1 SEGUIDOR
- 1 BLOCO
- 1 PINO
- 2 ANEL TRAVA
- 1 ESPAÇADOR
- 1 ARRUELA
- 1 ARRUELA
- 1 ANEL "O"
- 4 VÁLVULA
- 4 MOLA
- 1 ANEL "O"
- 1 TUBO
- 1 FILTRO
- 1 ANEL "O"
- 1 ARRUELA
- 1 MOLA

- CIRCLIP
- PLUG
- WASHER
- O RING
- SPRING
- VALVE
- CHAMBER
- BODY
- SHAFT
- LEVER
- CIRCLIP
- PIN
- ROLLER
- VALVE
- BOLT
- WASHER
- GASKET
- HOUSING
- O RING
- PIPE
- OSCILLATOR
- CIRCLIP
- CIRCLIP
- PISTON
- NUT
- NUT
- O RING
- BODY
- O RING
- NUT

- CIRCULITO
- TAPON
- ARANDELA
- JUNTA TORICA
- RESORTE
- VALVULA
- CAMARA
- CUERPO
- ARBOL
- PALANCA
- CIRCULITO
- PASADOR
- RODILLO
- VALVULA
- PERNO
- ARANDELA
- EMPAQUETADURA.
- ALOJAMIENTO
- JUNTA TORICA
- CANO
- OSCILADOR
- CIRCULITO
- CIRCULITO
- PISTON
- TUERCA
- TUERCA
- JUNTA TORICA
- CUERPO
- JUNTA TORICA
- TUERCA
- ARO
- ARANDELA
- BLOQUE
- IMPULSOR
- BLOQUE
- PASADOR
- CIRCULITO
- PIEZA DISTANCIA
- ARANDELA
- ARANDELA
- JUNTA TORICA
- VALVULA
- RESORTE
- JUNTA TORICA
- CANO
- FILTRO
- JUNTA TORICA
- ARANDELA
- RESORTE

Bomba Hidráulica  
Hydraulic Pump  
Bomba Hidraulica

70-470



49 375109X1 3/8X16  
50 1870089M1  
51 1000251M1 9  
52 1871782M3 9  
53 376719X1  
54 3610280M1

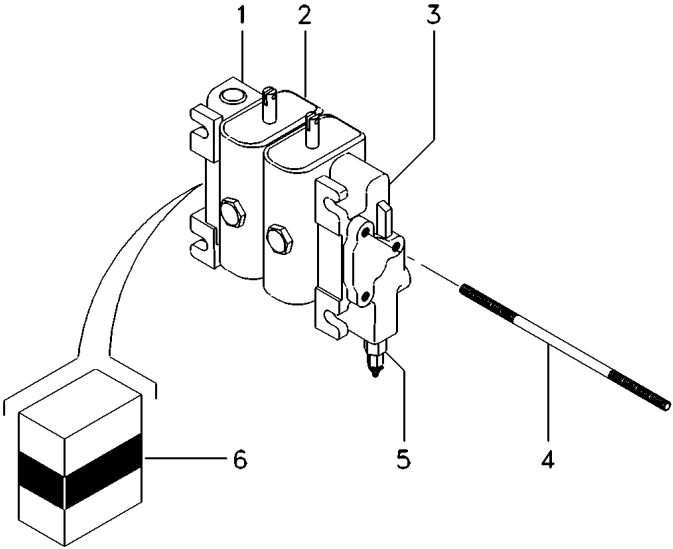
[A] ADMISSÃO  
ADMISSION  
ADMISIÓN  
[B] RETORNO  
RETURN  
RETORNO

1 PORCA	NUT	TUERCA
1 PRESILHA	STAPLE	GRAPA
1 ROLAMENTO	BEARING	COJINETE
1 EIXO	SHAFT	ARBOL
1 ARRUELA	WASHER	ARANDELA
1 PARAFUSO	BOLT	PERNO

Comando Hidráulico  
Control Valves  
Comando Hidráulico

Hidrover  
Hidrover  
Hidrover

70-475

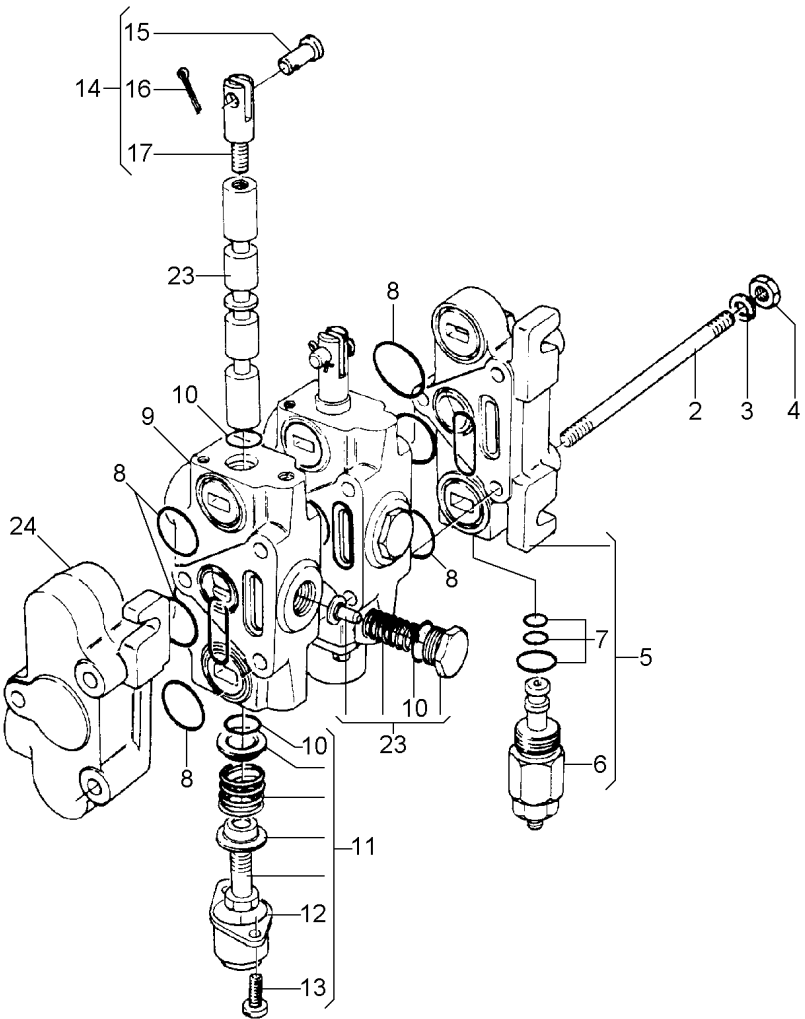


- [C] ADMISSÃO  
[B] ADMISSION  
[A] ADMISIÓN
- [B] CENTRAL  
CENTER  
CENTRAL
- [C] RETORNO  
RETURN  
RETORNO

[C]  
[B]  
70-505 No  
[A]

1 CORPO	BODY	CUERPO
2 CORPO	BODY	CUERPO
1 CORPO	BODY	CUERPO
3 PRISIONEIRO	STUD	ESPARRAGO
1 VÁLVULA	VALVE	VALVULA
1 JG. REPARO	KIT, REPAIR	JUEGO REPARACION





- 2 3176392M91
- 3 339374X1
- 4 353916X1
- 5 3176418M91
- 6 3176419M91
- 7 3176420M91
- 8 3176421M91
- 9 020541R1
- 10 3176423M91
- 11 3176424M91
- 12
- 13 353981X1
- 14 3176425M91
- 15
- 16 354041X1
- 17
- 23 3176427M91
- 24 3176428M91

5  
5

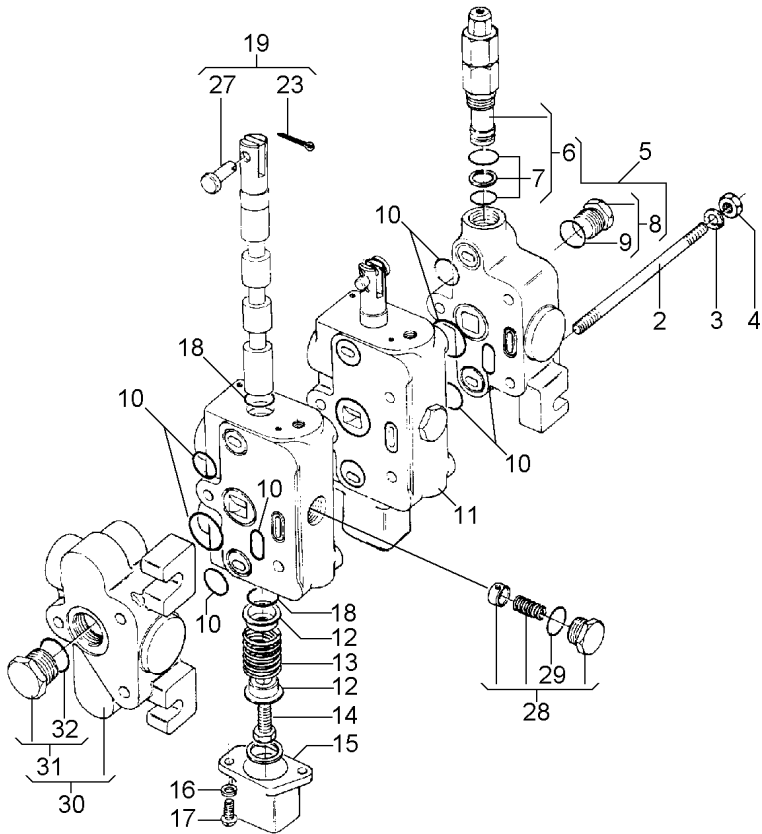
70-505 No

14  
14  
14

- 1 PRISIONEIRO
- 6 ARRUELA
- 6 PORCA
- 1 CORPO
- 1 VÁLVULA
- 1 JG. REPARO
- 3 JG. REPARO
- 2 CORPO
- 1 JG. REPARO
- 1 CJ. TAMPA
- 1 TAMPA
- 2 PARAFUSO
- 1 JG. REPARO
- 2 PINO
- 2 CUPILHA
- 1 ELO
- 1 VÁLVULA
- 1 CORPO

- STUD
- WASHER
- NUT
- BODY
- VALVE
- KIT, REPAIR
- KIT, REPAIR
- BODY
- KIT, REPAIR
- KIT, COVER
- COVER
- BOLT
- KIT, REPAIR
- PIN
- COTTER PIN
- LINK
- VALVE
- BODY

- ESPARRAGO
- ARANDELA
- TUERCA
- CUERPO
- VALVULA
- JUEGO REPARACION
- JUEGO REPARACION
- CUERPO
- JUEGO REPARACION
- JUEGO DE TAPA
- CUBIERTA
- PERNO
- JUEGO REPARACION
- PASADOR
- PASADOR DOUBLE
- ESLABON
- VALVULA
- CUERPO



- 2 3176442M1
- 3 339374X1
- 4 353916X1
- 5 3176444M91
- 6 3176445M91
- 7 3176446M91
- 8 3176447M91
- 9 3176448M1
- 10 3176449M91
- 11 3176450M91
- 12 2730737M1
- 13 3176451M1
- 14 3176452M1
- 15 2710267M1
- 16 376716X1
- 17 353981X1
- 18 3176453M1
- 19 3176454M91
- 23 354041X1
- 27 3176461M1
- 28 3176462M91
- 29 359002X1
- 30 3176464M91
- 31 2730761M91
- 32 359002X1

- 1 PRISIONEIRO
- 6 ARRUELA
- 6 PORCA
- 1 CORPO
- 1 VÁLVULA
- 1 JG. REPARO
- 1 TAMPÃO
- 1 ANEL "O"
- 3 JG. REPARO
- 2 CORPO
- 2 ASSENTO
- 1 MOLA
- 1 EXTENSÃO
- 1 TAMPA
- 2 ARRUELA
- 2 PARAFUSO
- 2 ANEL "O"
- 1 CJ. ALAVANCA
- 2 CUPILHA
- 2 PINO
- 1 VÁLVULA
- 1 ANEL "O"
- 1 CORPO
- 1 TAMPÃO
- 1 ANEL "O"

- STUD
- WASHER
- NUT
- BODY
- VALVE
- KIT, REPAIR
- PAD
- O RING
- KIT, REPAIR
- BODY
- SEAT
- SPRING
- EXTENSION
- COVER
- WASHER
- BOLT
- O RING
- KIT, LEVER
- COTTER PIN
- PIN
- VALVE
- O RING
- BODY
- PAD
- O RING

- ESPARRAGO
- ARANDELA
- TUERCA
- CUERPO
- VALVULA
- JUEGO REPARACION
- ALMOHADILLA
- JUNTA TORICA
- JUEGO REPARACION
- CUERPO
- ASIENTO
- RESORTE
- EXTENSION
- CUBIERTA
- ARANDELA
- PERNO
- JUNTA TORICA
- JUEGO, PALANCA
- PASADOR DOUBLE
- PASADOR
- VALVULA
- JUNTA TORICA
- CUERPO
- ALMOHADILLA
- JUNTA TORICA

Corpo  
Body  
Cuerpo

70-490

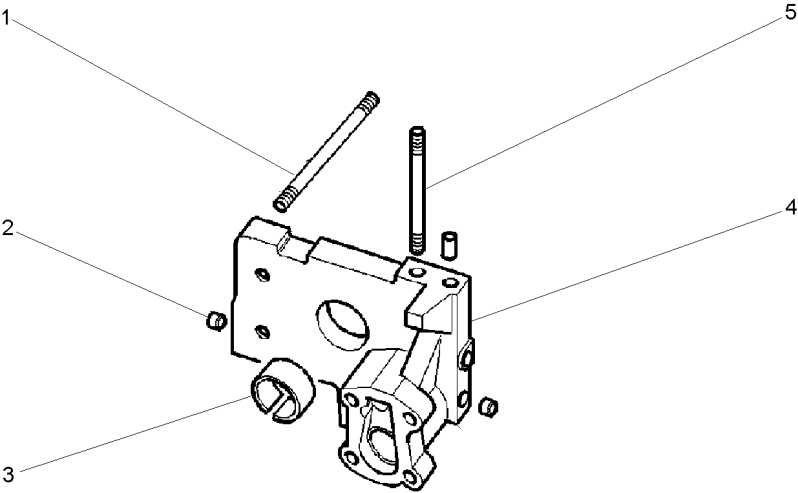
- 1 377528X1
- 2 1868431M3
- 3 1664491M2
- 4
- 5 377528X1

3808617M91

- 4 PRISIONEIRO
- 2 BUJÃO
- 1 BUCHA
- 1 CORPO
- 1 PRISIONEIRO

- STUD
- PLUG
- BUSH
- BODY
- STUD

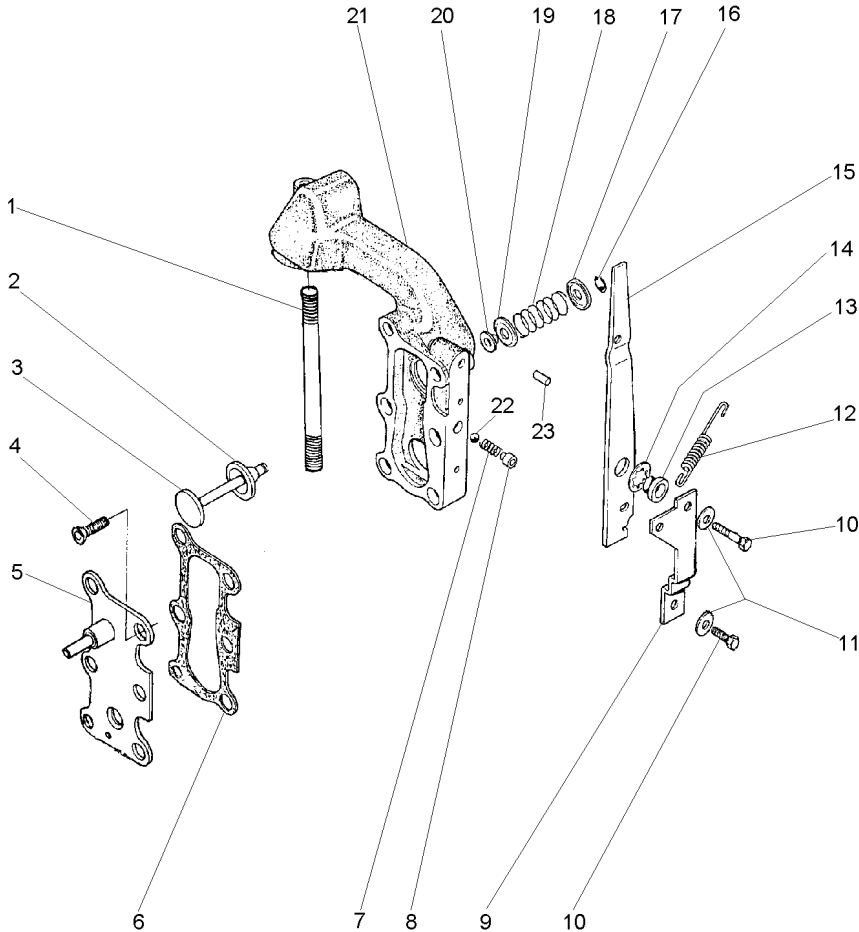
- ESPARRAGO
- TAPON
- CASQUILLO
- CUERPO
- ESPARRAGO



Bomba Do Levante Hidráulico  
Hydraulic Lift Pump  
Bomba Hidraulica Elevador

Suporte Filtro  
Strainer Unit  
Soporte Filtro

70-495



- 1 377531X1
- 2 1870810M1
- 3 1870811M1
- 4 358334X1
- 5 3599748M91
- 6 1868456M1
- 7 1868452M1
- 8 1868451M2
- 9 1869831M1
- 10 362352X1
- 11 359004X1
- 12 1868454M2
- 13 1868444M1
- 14 377500X1
- 15 1868453M2
- 16 377501X1
- 17 1868464M1
- 18 1868465M1
- 19 1868460M1
- 20 1868466M1
- 21 3599949M1
- 22 361023X1
- 23 377489X1

- 1 PRISIONEIRO
- 1 ANEL "O"
- 1 VÁLVULA
- 2 PARAFUSO
- 1 TAMPA
- 2 JUNTA
- 1 MOLA
- 1 BUCHA
- 1 SUPORTE
- 2 PARAFUSO
- 2 ARRUELA
- 1 MOLA
- 1 BUCHA
- 1 ARRUELA
- 1 ALAVANCA
- 1 ANEL TRAVA
- 1 ASSENTO
- 1 MOLA
- 1 ASSENTO
- 1 RETENTOR
- 1 CARÇAÇA
- 1 ESFERA
- 1 PINO

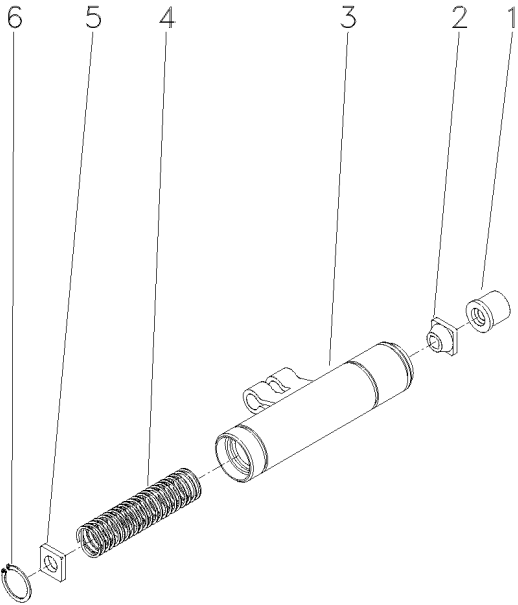
- STUD
- O RING
- VALVE
- BOLT
- COVER
- GASKET
- SPRING
- BUSH
- SUPPORT
- BOLT
- WASHER
- SPRING
- BUSH
- WASHER
- LEVER
- CIRCLIP
- SEAT
- SPRING
- SEAT
- SEAL
- HOUSING
- BALL
- PIN

- ESPARRAGO
- JUNTA TORICA
- VALVULA
- PERNO
- CUBIERTA
- EMPAQUETADURA.
- RESORTE
- CASQUILLO
- DISPOS.DE SOSTEN
- PERNO
- ARANDELA
- RESORTE
- CASQUILLO
- ARANDELA
- PALANCA
- CIRCULITO
- ASIENITO
- RESORTE
- ASIENITO
- RETEN
- ALOJAMIENTO
- BOLA
- PASADOR

Bomba Do Levante Hidráulico  
Hydraulic Pump  
Bomba Hidralica

Válvula Osciladora  
Oscillator Valve  
Valvula Osciladora

70-500



- 1 1681786M1
- 2 1862576M2
- 3 1869826M93
- 4 180940M1
- 5 1869830M2
- 6 1442466X1

- |             |            |           |
|-------------|------------|-----------|
| 1 COLAR     | COLLAR     | COLLAR    |
| 1 GUIA      | GUIDE      | GUIA      |
| 1 OSCILADOR | OSCILLATOR | OSCILADOR |
| 1 MOLA      | SPRING     | RESORTE   |
| 1 DISCO     | DISC       | DISCO     |
| 1 ANEL      | RING       | ARO       |

Corpo Central  
Centre Body  
Cuerpo Central

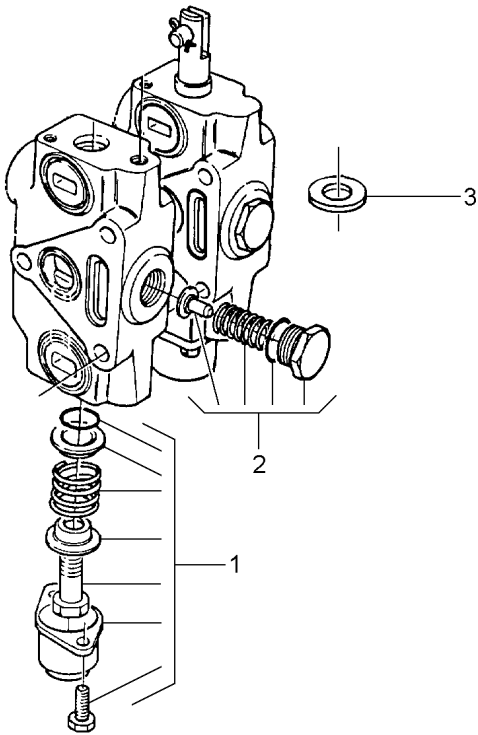
70-505

- 1 3176424M91
- 2 3176427M91
- 3 033530R1

- 1 C.J. TAMPA
- 1 VÁLVULA
- 3 ARRUELA

- KIT, COVER
- VALVE
- WASHER

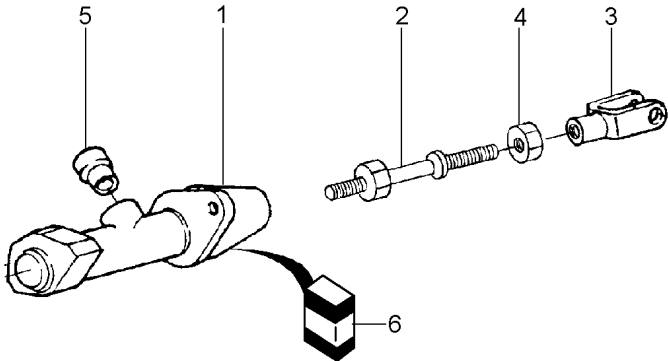
- JUEGO DE TAPA
- VALVULA
- ARANDELA



Cilindro Mestre  
Master Cylinder  
Cilindro Maestro

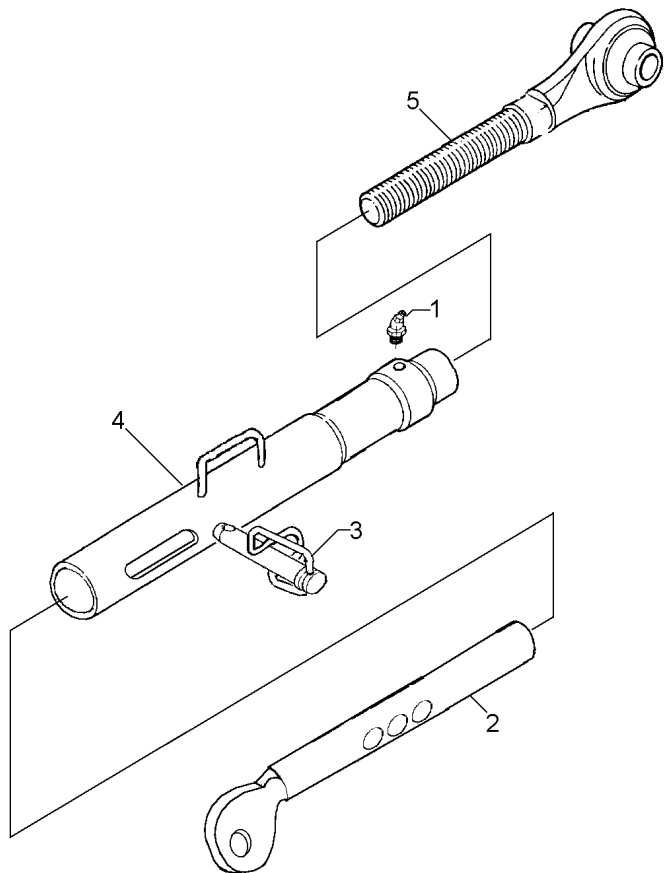
70-510

1	2834478M91		1	CILINDRO	CYLINDER	CILINDRO
2	2804605M91		1	HASTE	SPINDLE	MANGUETA
3	1440984X1		1	GARFO	FORK	HORQUILLA
4	339402X1		1	PORCA	NUT	TUERCA
5	2804593M1		1	BUCHA	BUSH	CASQUILLO
6	2710901M91	1	1	JG. REPARO	KIT, REPAIR	JUEGO REPARACION



Estabilizador Telescópico  
Telescopic Stabiliser  
Estabilizador Telescópico

70-515



- 1 13811X
- 2 039122R1
- 3 037676R1
- 4 037685R1
- 5 037682R1

- 1 GRAXEIRA
- 1 TERMINAL
- 1 PINO
- 1 TUBO
- 1 TERMINAL

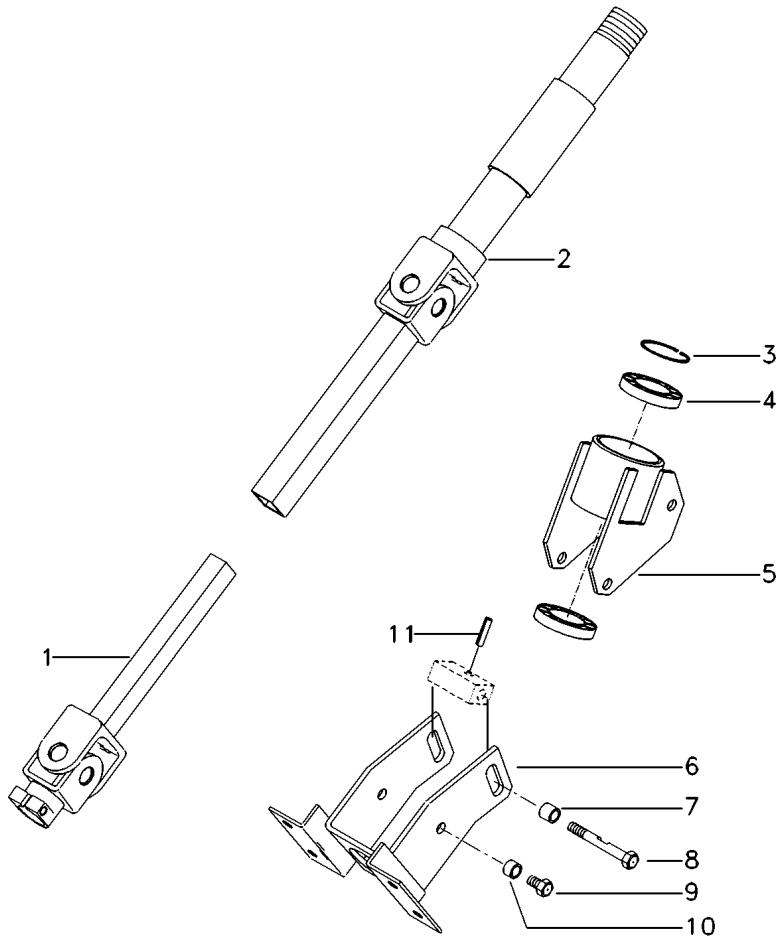
- GREASER
- END
- PIN
- PIPE
- END

- ENGRASADOR
- EXTREMO
- PASADOR
- CANO
- EXTREMO



Coluna De Direção
Steering Colmn
Columna De La Direccion

70-520



- |    |          |
|----|----------|
| 1  | 052947S1 |
| 2  | 052948S1 |
| 3  | 020570R1 |
| 4  | 391077X1 |
| 5  | 020572S1 |
| 6  | 052910S1 |
| 7  | 020568P1 |
| 8  | 020575P1 |
| 9  | 339228X1 |
| 10 | 035824P1 |
| 11 | 357618X1 |



- 1 COLUNA  
1 COLUNA  
1 ANEL  
2 ROLAMENTO  
1 CARÇAÇA  
1 SUPORTE  
1 BUCHA  
1 PARAFUSO  
2 PARAFUSO  
2 ESPAÇADOR  
1 PINO

- COLUMN  
COLUMN  
RING  
BEARING  
HOUSING  
BRACKET  
BUSH  
BOLT  
BOLT  
SPACER  
PIN

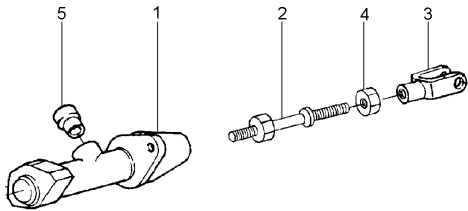
- COLUMNA  
COLUMNA  
ARO  
COJINETE  
ALOJAMIENTO  
SOPORTE  
CASQUILLO  
PERNO  
PERNO  
PIEZA DISTANCIA  
PASADOR

Cilindro Mestre  
Master Cylinder  
Cilindro Maestro

70-525

- 1 061649T1
- 2 065540N1
- 3 1440984X1
- 4 339402X1
- 5 2804593M1

- |                  |              |                  |
|------------------|--------------|------------------|
| 1 CILINDRO       | CYLINDER     | CILINDRO         |
| 1 HASTE CILINDRO | CYLINDER ROD | BIELA DE CILINDR |
| 1 GARFO          | FORK         | HORQUILLA        |
| 1 PORCA          | NUT          | TUERCA           |
| 1 BUCHA          | BUSH         | CASQUILLO        |



Bloco Ótico  
Headlamp  
Faro

80-10

--	--	--	--

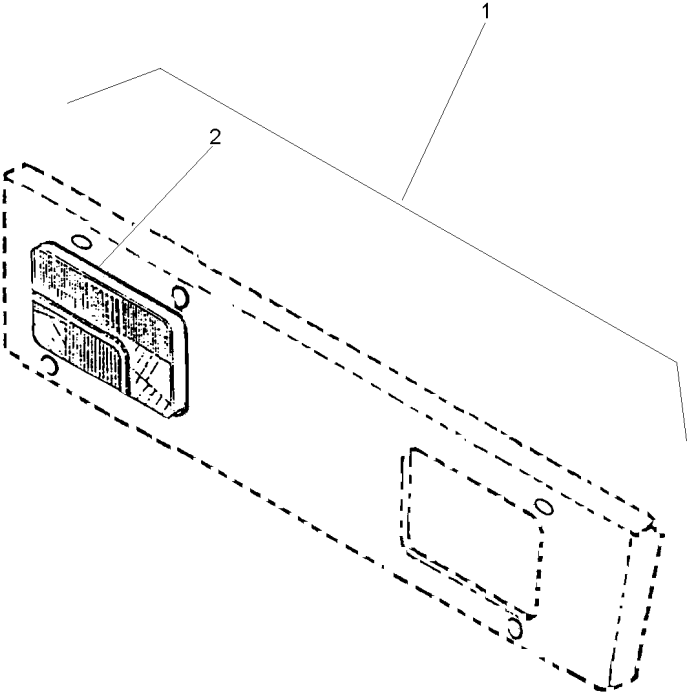
- 1
- 2 022335N1

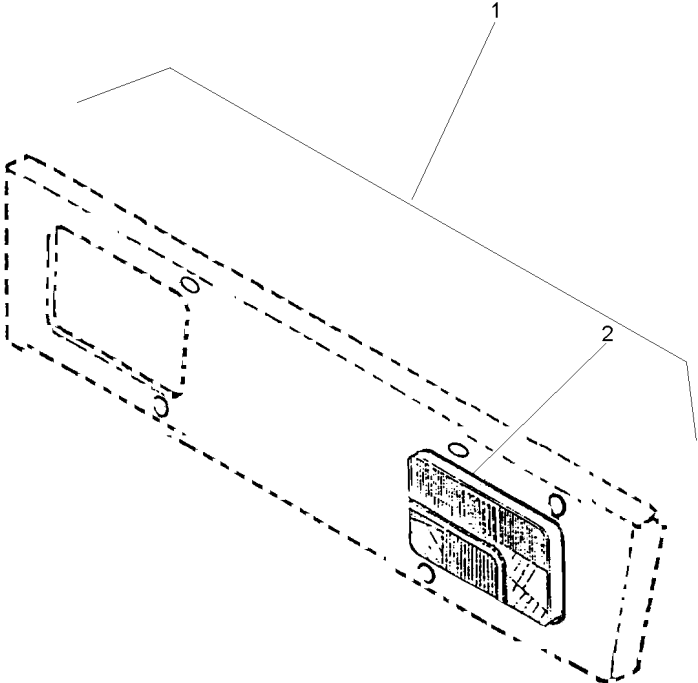
- 022359N1
- 1 80-130 No

- 1 BLOCO ÓTICO
- 2 FAROL DIANTEIRO

- KIT, LAMP
- FRONT LIGHT

- JUEGO LAMPARA
- FRONT LIGHT





- 1

2
- 022360N1

022336N1
- 022360N1

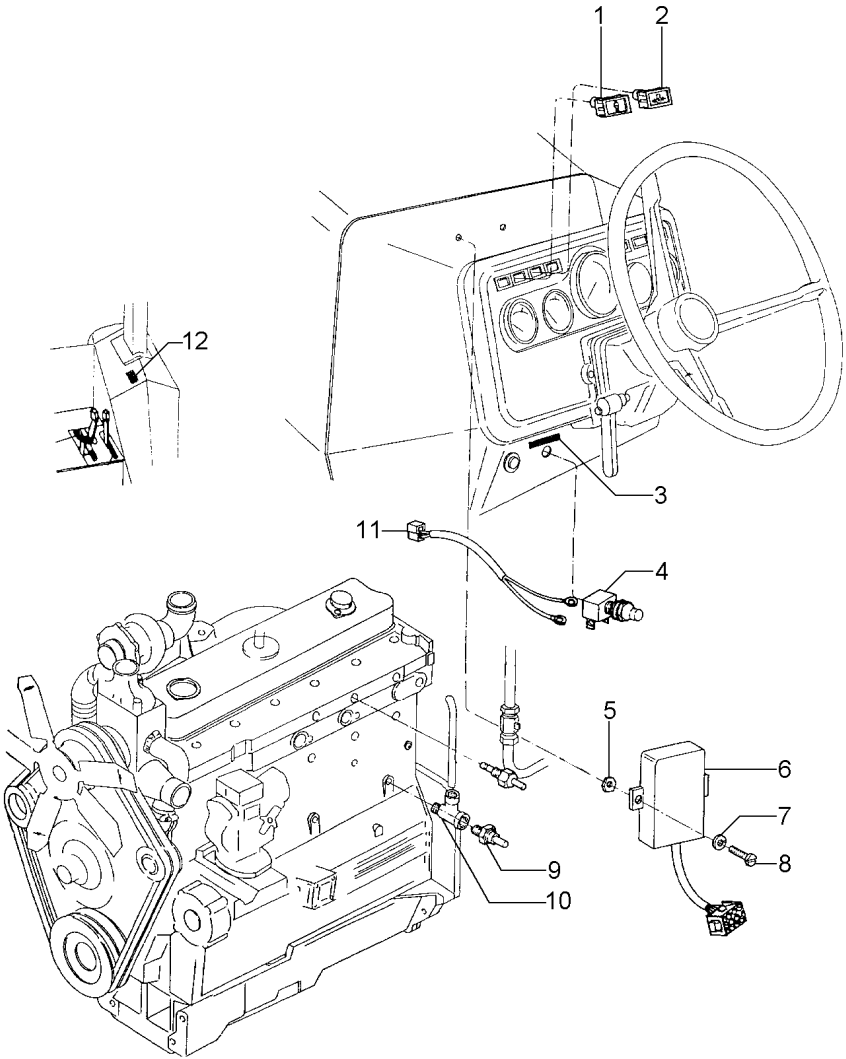
80-135 No
- 1

2
- BLOCO ÓTICO

FAROL DIANTEIRO
- KIT, LAMP

FRONT LIGHT
- JUEGO LAMPARA

FRONT LIGHT



- 1 024665T1
- 2 026610T1
- 3 027451P1
- 4 2802609M91
- 5 354120X1
- 6 045598T1
- 7 353445X1
- 8 353984X1
- 9 026697T1
- 10 033988T1
- 11 026714P1
- 12 047204P1

[A]

[B]

[B]

[C]

[A] TEMPERATURA DA ÁGUA  
WATER TEMPERATURE  
TEMPERATURA DE LA AGUA

[B] PRESSÃO DE ÓLEO  
OIL PRESSURE  
PRESIÓN DE ACEITE

[C] BOTÃO DE EMERGÊNCIA  
EMERGENCY BUTTON  
BOTÓN DE EMERGENCIA

- 1 CJ. INDICADOR
- 1 CJ. INDICADOR
- 1 DECAL
- 1 BOTÃO
- 2 PORCA
- 1 MÓDULO
- 2 ARRUELA
- 2 PARAFUSO
- 1 SENSOR
- 1 CONEXÃO "T"
- 1 CHICOTE
- 1 DECAL

- KIT, INDICATOR
- KIT, INDICATOR
- DECAL
- BUTTON
- NUT
- MODULE
- WASHER
- BOLT
- SENDER
- CONNECTION T
- HARNESS
- DECAL

- JUEGO INDICADOR
- JUEGO INDICADOR
- CALCOMANIA
- PULSADOR
- TUERCA
- MODULO
- ARANDELA
- PERNO
- EMISOR
- CONEXION T
- MAZO CABLES
- CALCOMANIA

Kit Farol Auxiliar  
Kit Headlamp  
Kit Faro

80-25

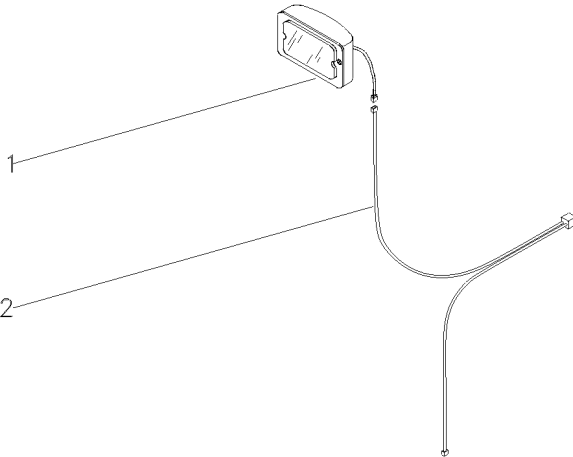
- 1 022661T1
- 2 027688P1

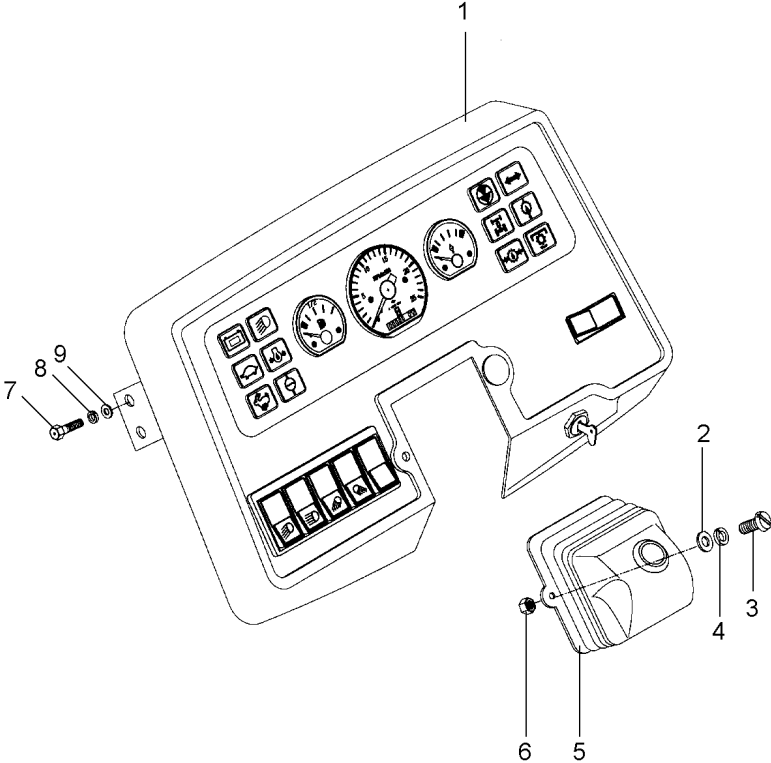
80-140 No

- 2 FAROL DIANTEIRO
- 1 CHICOTE

FRONT LIGHT  
HARNESS

FRONT LIGHT  
MAZO CABLES





- 1 042682N1
- 2 353753X1
- 3 335125X1
- 4 353445X1
- 5 023888T1
- 6 354120X1
- 7 353676X1
- 8 339374X1
- 9 829185M1

80-145 No

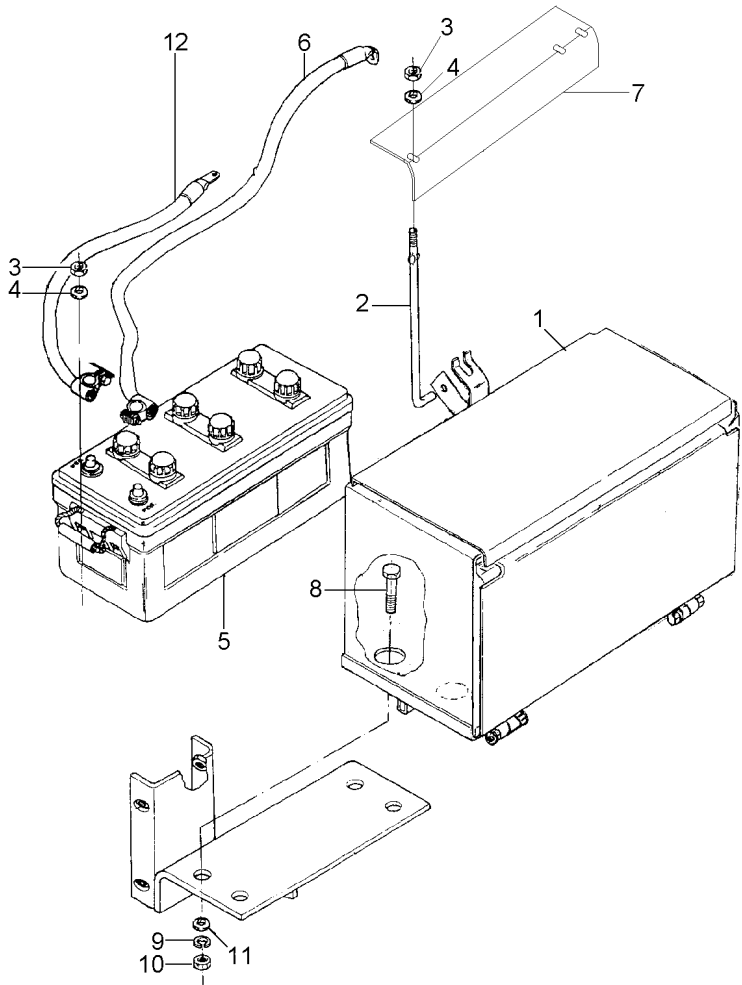
1 CJ. PAINEL	KIT, PANEL	JUEGO DE PANEL
2 ARRUELA	WASHER	ARANDELA
2 PARAFUSO	BOLT	PERNO
2 ARRUELA	WASHER	ARANDELA
1 MASCARA	MASK	PANTALLA
2 PORCA	NUT	TUERCA
4 PARAFUSO	BOLT	PERNO
4 ARRUELA	WASHER	ARANDELA
4 ARRUELA	WASHER	ARANDELA

Bateria  
Battery  
Bateria

Seca  
Seca  
Seca

80-35

Com Cabine  
With Cab  
Con Cabina



- 1 036211N2
- 2 028345P2
- 3 826760M1
- 4 355617X1
- 5 3148962M91
- 6 2800341M91
- 7 047042P1
- 8 353693X1
- 9 353434X1
- 10 355566X1
- 11 353756X1
- 12 3148351M91

80-150 No

POSITIVO

NEGATIVO

- 1 CJ. CAIXA
- 2 TIRANTE
- 2 PORCA
- 2 ARRUELA
- 1 BATERIA
- 1 CABO
- 1 FIXADOR
- 4 PARAFUSO
- 4 ARRUELA
- 4 PORCA
- 4 ARRUELA
- 1 CJ. CABO

- CASE ASSY
- ROD
- NUT
- WASHER
- BATTERY
- CABLE
- ATTACHMENT
- BOLT
- WASHER
- NUT
- WASHER
- KIT, CABLE

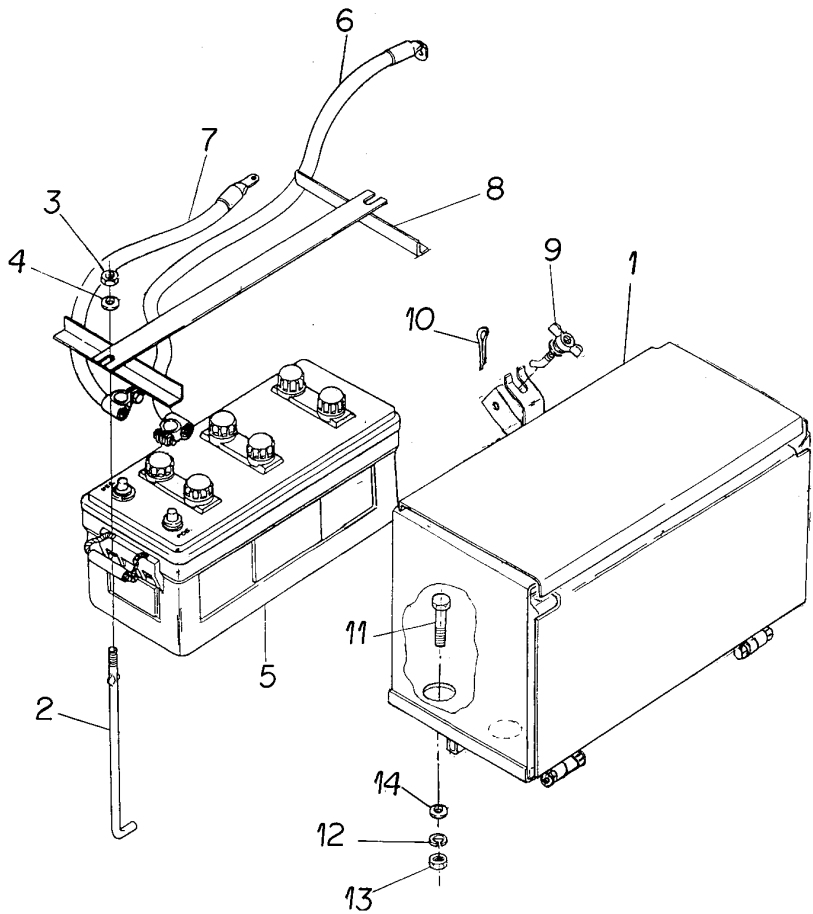
- CAJA COMPLETA
- VARILLA
- TUERCA
- ARANDELA
- BATERIA
- CABLE
- ADITAMENTO
- PERNO
- ARANDELA
- TUERCA
- ARANDELA
- CABLES JUEGO



Bateria  
Battery  
Bateria

80-40

Com Cabine  
With Cab  
Con Cabina



- 1 036211N2
- 2 028345P2
- 3 826760M1
- 4 355617X1
- 5 3148962M91
- 5 3410271M91
- 6 3148351M91
- 7 2800341M91
- 8 3148937M91
- 9 3147933M91
- 10 354048X1
- 11 353693X1
- 12 353434X1
- 13 355566X1
- 14 353756X1

80-150 No

[A]

[B]

(-)

(+)

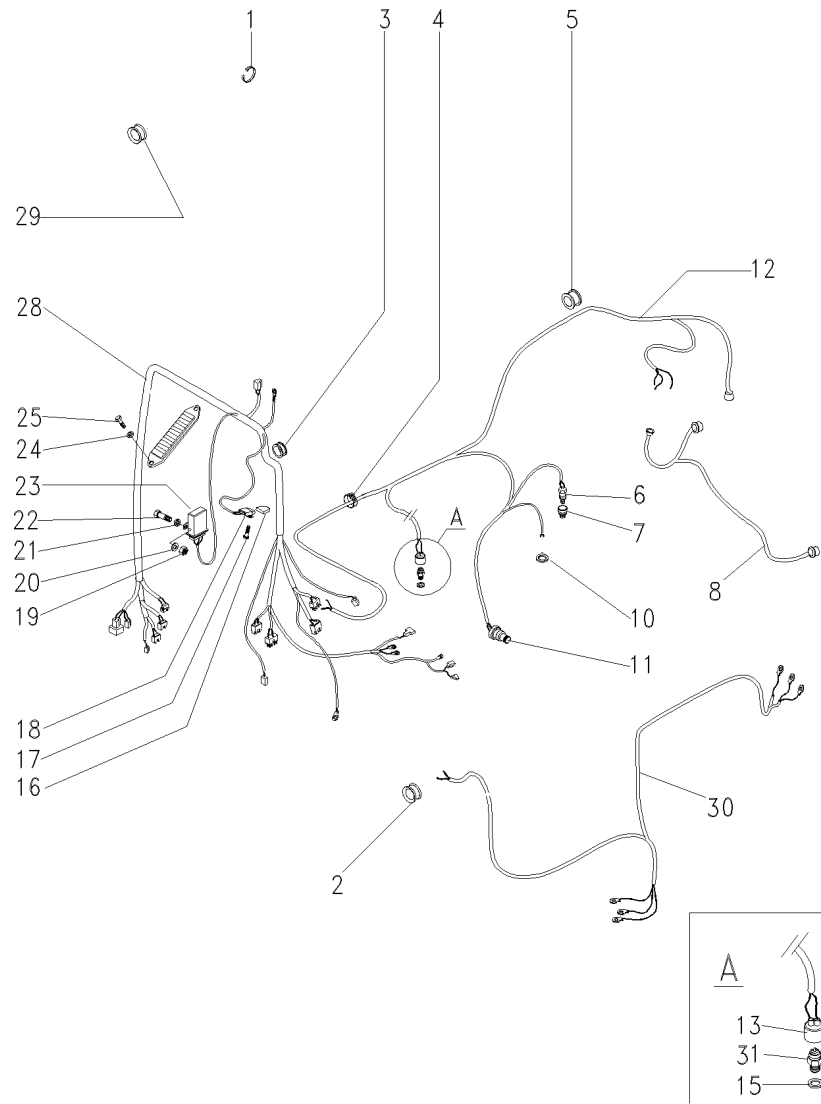
[A] ÚMIDA  
WET  
HÚMEDA

[B] SECA  
DRYNESS  
SECA

- 1 CJ. CAIXA
- 2 TIRANTE
- 2 PORCA
- 2 ARRUELA
- 1 BATERIA
- 1 BATERIA
- 1 CJ. CABO
- 1 CABO
- 1 FIXAÇÃO
- 1 TIRANTE
- 1 CUPILHA
- 4 PARAFUSO
- 4 ARRUELA
- 4 PORCA
- 4 ARRUELA

- CASE ASSY
- ROD
- NUT
- WASHER
- BATTERY
- BATTERY
- KIT, CABLE
- CABLE
- FASTENER
- ROD
- COTTER PIN
- BOLT
- WASHER
- NUT
- WASHER

- CAJA COMPLETA
- VARILLA
- TUERCA
- ARANDELA
- BATERIA
- BATERIA
- CABLES JUEGO
- CABLE
- CIERRE
- VARILLA
- PASADOR DOUBLE
- PERNO
- ARANDELA
- TUERCA
- ARANDELA



- 1 3225356M1
- 2 366195X1
- 3 043974P1
- 4 3225356M1
- 5 023694P1
- 6 050478T1
- 7 041963P1
- 8 052109P1
- 10 3147516M1
- 11 026697T1
- 12 053225T2
- 13 180776M1
- 15 181142M1
- 16 046875T1
- 17 339665X1
- 18 046552T1
- 19 354120X1
- 20 353445X1
- 21 353753X1
- 22 2802251M1
- 23 045598T1
- 24 339375X1
- 25 1441268X1
- 28 054646N1
- 28 068758N1
- 29 021461P1
- 30 053224T1
- 31 037171T2

[H]

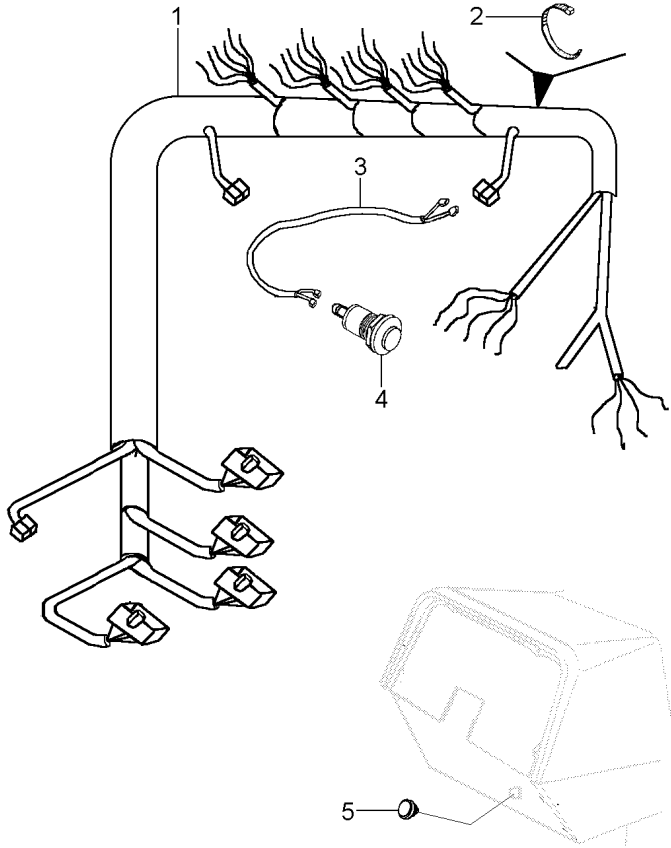
➡ T650402C000404  
➡ T650402C000405

[H] TEMPERATURA MOTOR  
ENGINE TEMPERATURE  
TEMPERATURE DEL MOTOR

- 5 BRAÇADEIRA
- 1 PASSA-FIO
- 1 PASSA-FIO
- 10 BRAÇADEIRA
- 1 PASSA-FIO
- 1 SENSOR
- 1 ADAPTADOR
- 1 CHICOTE
- 1 ARRUELA
- 1 SENSOR
- 1 CHICOTE
- 1 CAPA
- 1 ARRUELA
- 1 CAPA
- 2 PARAFUSO
- 1 INTERRUPTOR
- 2 PORCA
- 2 ARRUELA
- 2 ARRUELA
- 2 PARAFUSO
- 1 MÓDULO
- 2 ARRUELA
- 2 PARAFUSO
- 1 CHICOTE
- 1 CHICOTE
- 1 TAMPÃO
- 1 CHICOTE
- 1 INTERRUPTOR

- CLAMP
- GROMMET
- GROMMET
- CLAMP
- GROMMET
- SENDER
- ADAPTOR
- HARNESS
- WASHER
- SENDER
- HARNESS
- CAP
- WASHER
- CAP
- BOLT
- SWITCH
- NUT
- WASHER
- WASHER
- BOLT
- MODULE
- WASHER
- BOLT
- HARNESS
- HARNESS
- PAD
- HARNESS
- SWITCH

- ABRAZADERA
- PASACABLE
- PASACABLE
- ABRAZADERA
- PASACABLE
- EMISOR
- ADAPTADOR
- MAZO CABLES
- ARANDELA
- EMISOR
- MAZO CABLES
- TAPA
- ARANDELA
- TAPA
- PERNO
- INTERRUPTOR
- TUERCA
- ARANDELA
- ARANDELA
- PERNO
- MODULO
- ARANDELA
- PERNO
- MAZO CABLES
- MAZO CABLES
- ALMOHADILLA
- MAZO CABLES
- INTERRUPTOR

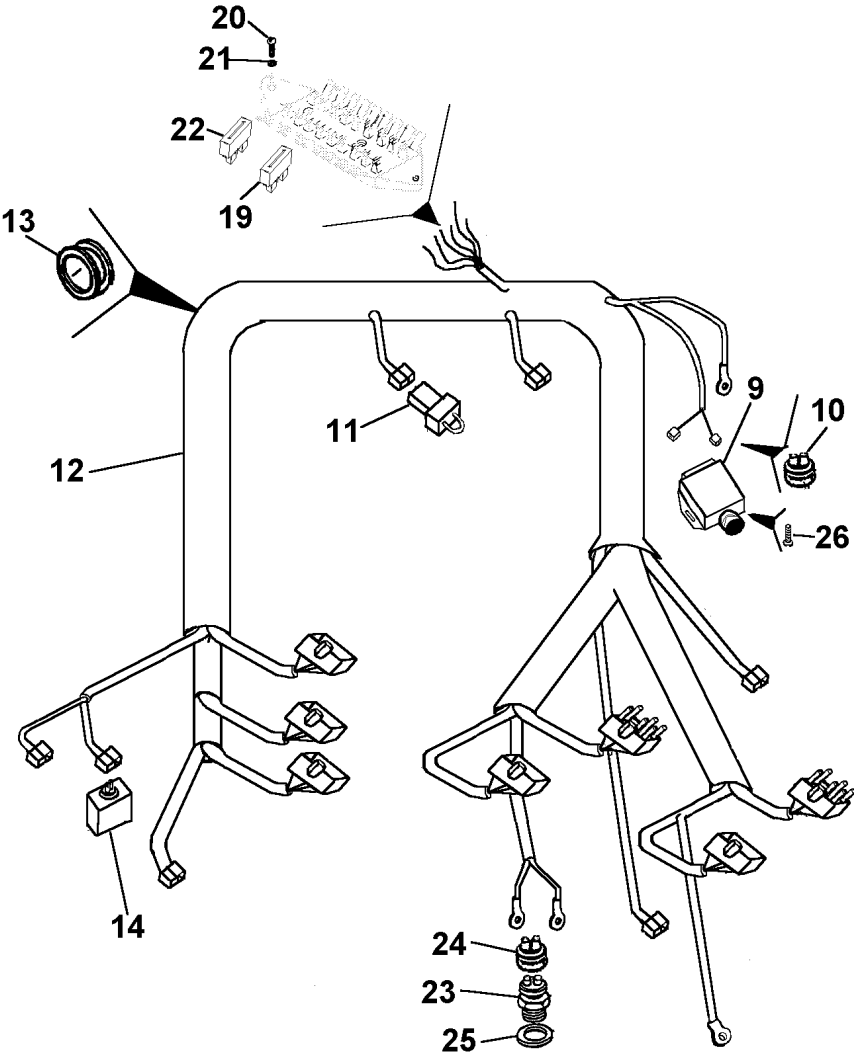


- 1 046566P1
- 2 3225356M1
- 3 026714P1
- 4 2802609M91
- 5 021461P1

- 1 CHICOTE
- 8 BRAÇADEIRA
- 1 CHICOTE
- 1 BOTÃO
- 1 TAMPÃO

- HARNESS
- CLAMP
- HARNESS
- BUTTON
- PAD

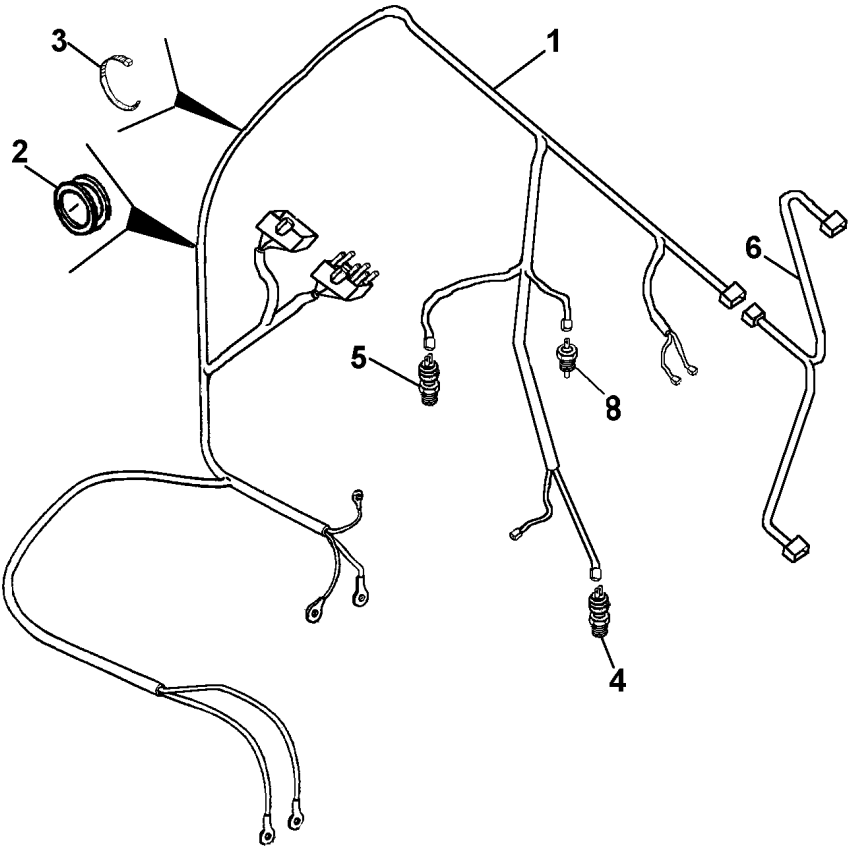
- MAZO CABLES
- ABRAZADERA
- MAZO CABLES
- PULSADOR
- ALMOHADILLA



- 9 046552T1
- 10 046875T1
- 11 045598T1
- 12 046557N1
- 13 043974P1
- 14 043099P1
- 19 036757T1
- 20 1441268X1
- 21 339375X1
- 22 036756T1
- 23 037171T2
- 24 180776M1
- 25 181142M1
- 26 339665X1

- [A] PARA LUZ ASSIMÉTRICA  
FOR AASYMETRYC LIGHT  
PARA LUZ ASIMETRICA
- [B] C/ LUZ INDICAÇÃO DA TDP  
WITH LIGHT PTO INDICATION  
CON LUZ INDICACIÓN TDF
- [C] SEGURANÇA  
SECURITY  
SEGURIDAD

- |               |         |             |
|---------------|---------|-------------|
| 1 INTERRUPTOR | SWITCH  | INTERRUPTOR |
| 1 CAPA        | CAP     | TAPA        |
| 1 MÓDULO      | MODULE  | MODULO      |
| 1 CHICOTE     | HARNESS | MAZO CABLES |
| 1 PASSA-FIO   | GROMMET | PASACABLE   |
| 1 RELÉ        | RELAY   | RELE        |
| 4 FUSÍVEL     | FUSE    | FUSIBLE     |
| 2 PARAFUSO    | BOLT    | PERNO       |
| 2 ARRUELA     | WASHER  | ARANDELA    |
| 5 FUSÍVEL     | FUSE    | FUSIBLE     |
| 1 INTERRUPTOR | SWITCH  | INTERRUPTOR |
| 1 CAPA        | CAP     | TAPA        |
| 1 ARRUELA     | WASHER  | ARANDELA    |
| 2 PARAFUSO    | BOLT    | PERNO       |



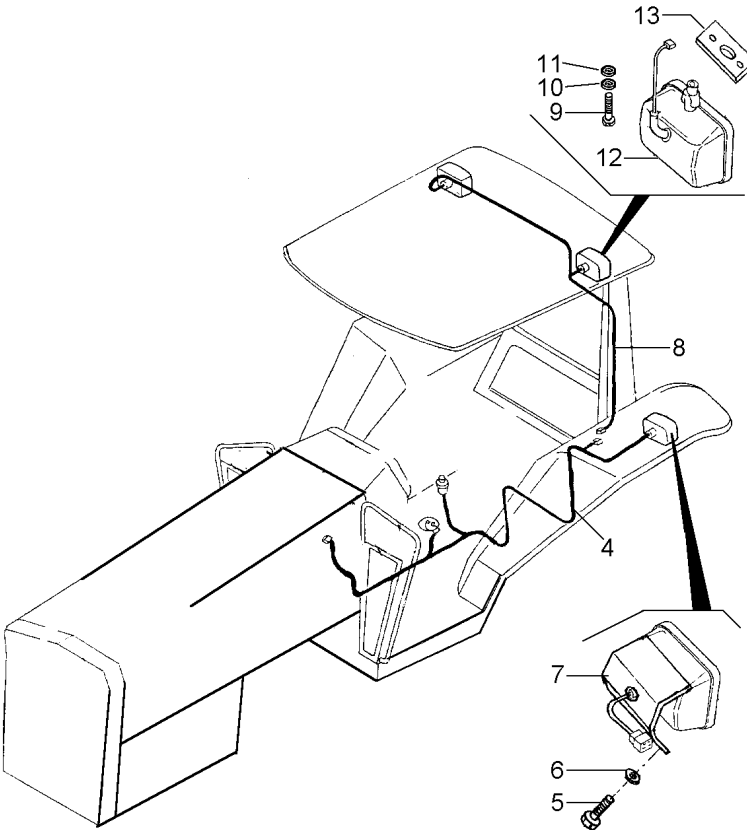
- 1 043973P1
- 2 023694P1
- 3 3225356M1
- 4 026697T1 [A]
- 5 039304T1 [B]
- 6 043979P1
- 8 026696T1 [C]

[A] PRESSÃO DE ÓLEO  
OIL PRESSURE  
PRESIÓN DE ACEITE

[B] TEMPERATURA  
TEMPERATURE  
TEMPERATURA

[C] PROTEÇÃO DO MOTOR  
ENGINE PROTECTION  
PROTECCIÓN MOTOR

- |              |         |             |
|--------------|---------|-------------|
| 1 CHICOTE    | HARNESS | MAZO CABLES |
| 1 PASSA-FIO  | GROMMET | PASACABLE   |
| 8 BRAÇADEIRA | CLAMP   | ABRAZADERA  |
| 1 SENSOR     | SENDER  | EMISOR      |
| 1 SENSOR     | SENDER  | EMISOR      |
| 1 CHICOTE    | HARNESS | MAZO CABLES |
| 1 SENSOR     | SENDER  | EMISOR      |



- 4 053227T1
- 5 353666X1
- 6 353441X1
- 7 022182T1
- 8 035764P1
- 9 339124X1
- 10 339374X1
- 11 339024X1
- 12 024393T1

- 13 033069P1

[B] FAROL SERVIÇO  
SERVING LANTERN  
FAROL SERVICIO

[B]

[B]

80-155 No

- 1 CHICOTE
- 4 PARAFUSO
- 4 ARRUELA
- 2 LANTERNA
- 1 CHICOTE
- 4 PARAFUSO
- 4 ARRUELA
- 4 ARRUELA
- 2 FAROL

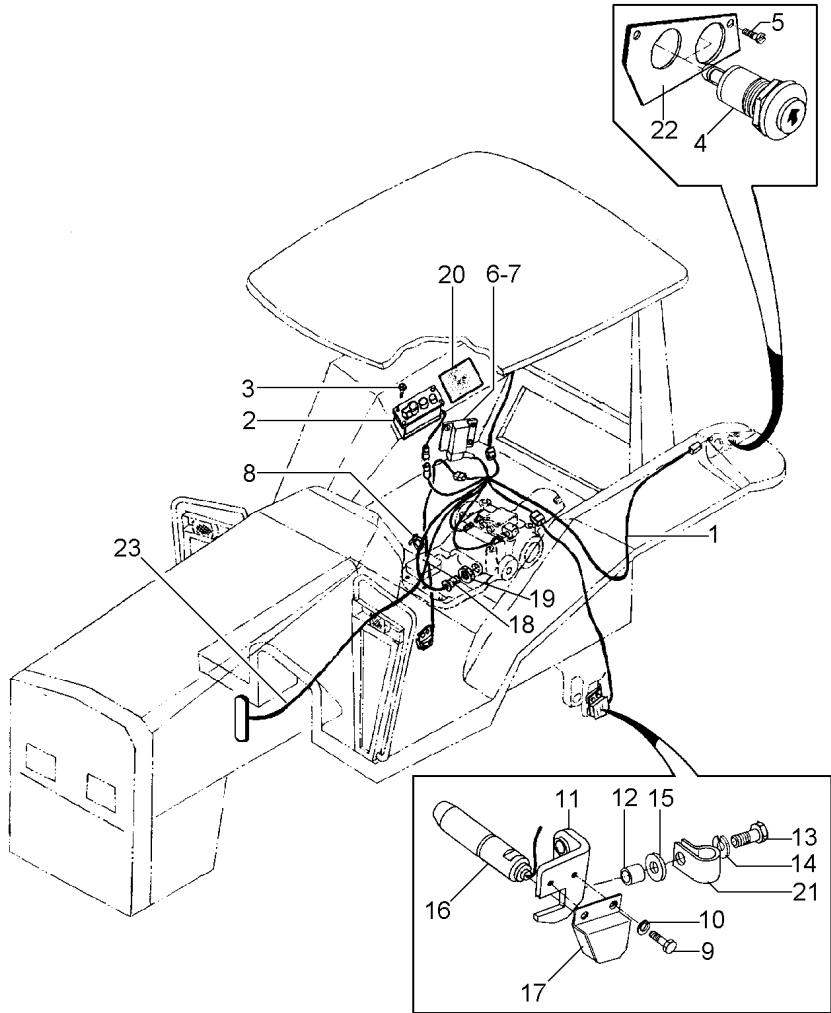
- 2 SUPORTE

- HARNESS
- BOLT
- WASHER
- LAMP
- HARNESS
- BOLT
- WASHER
- WASHER
- LIGHT

- BRACKET

- MAZO CABLES
- PERNO
- ARANDELA
- FARO
- MAZO CABLES
- PERNO
- ARANDELA
- ARANDELA
- ALUMBRADO

- SOPORTE



- 1 038427T1
- 2 039592N1
- 3 040291P1
- 4 039763T1
- 5 040214T1
- 6 038426T1
- 7 368063X1
- 8 3225356M1
- 9 339124X1
- 10 339374X1
- 13 353683X1
- 14 353446X1
- 15 390652X1
- 16 040407T1
- 17 038040S1
- 17 038051S1
- 18 038425T1
- 19 339089X1
- 20 040147P1
- 21 040146P1
- 22 039912P1
- 23 053228T1

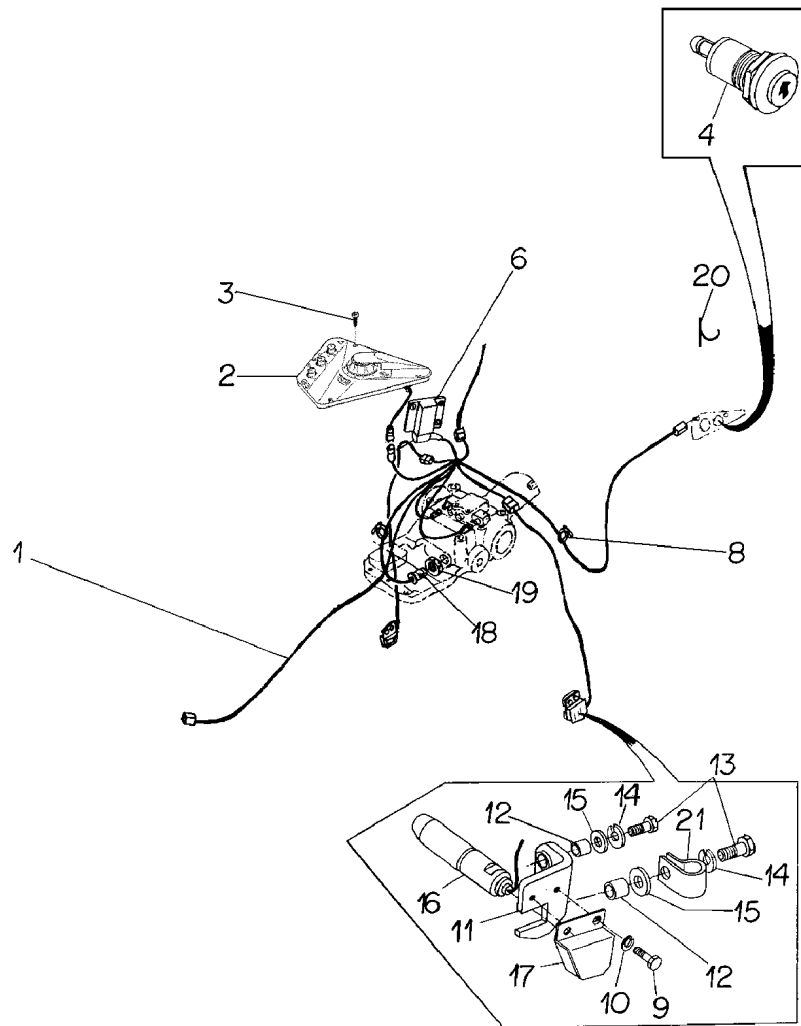
[A]  
80-160 No

►  
[B]

[C]

- [A] SISTEMA ELÉTRICO HIDRÁULICO  
HYDRAULIC ELECTRIC SYSTEM  
SISTEMA ELETRICO HIDRAULICO
- [B] POSIÇÃO  
POSITION  
POSICION
- [C] LEVANTE HIDRÁULICO  
HYDRAULIC LIFT  
LEVANTE HIDRAULICO

- |              |         |             |
|--------------|---------|-------------|
| 1 CHICOTE    | HARNESS | MAZO CABLES |
| 1 PAINEL     | PANEL   | PANEL       |
| 4 PARAFUSO   | BOLT    | PERNO       |
| 2 BOTÃO      | BUTTON  | PULSADOR    |
| 2 PARAFUSO   | BOLT    | PERNO       |
| 1 CONTROLE   | CONTROL | MANDO       |
| 3 PARAFUSO   | BOLT    | PERNO       |
| 2 BRAÇADEIRA | CLAMP   | ABRAZADERA  |
| 4 PARAFUSO   | BOLT    | PERNO       |
| 4 ARRUELA    | WASHER  | ARANDELA    |
| 4 PARAFUSO   | BOLT    | PERNO       |
| 4 ARRUELA    | WASHER  | ARANDELA    |
| 4 ARRUELA    | WASHER  | ARANDELA    |
| 2 SENSOR     | SENDER  | EMISOR      |
| 1 PROTEÇÃO   | GUARD   | DEFENSA     |
| 1 PROTEÇÃO   | GUARD   | DEFENSA     |
| 1 SENSOR     | SENDER  | EMISOR      |
| 1 PORCA      | NUT     | TUERCA      |
| 1 DECAL      | DECAL   | CALCOMANIA  |
| 2 PRESILHA   | STAPLE  | GRAPA       |
| 1 SUPORTE    | BRACKET | SOPORTE     |
| 1 CHICOTE    | HARNESS | MAZO CABLES |



- 1 057885T1
- 2 3712730M94
- 2 060745S1
- 3 3010506X1
- 4 039763T1
- 6 3812021M93
- 8 1876229M1
- 9 339124X1
- 10 339374X1
- 11 038050P2
- 11 038042P2
- 12 038036P2
- 13 353683X1
- 14 353446X1
- 15 390652X1
- 16 040407T1
- 17 038040S1
- 17 038051S1
- 18 059113T1
- 19 339089X1
- 20 1677803M1
- 21 040146P1

[A]

▶▶

[C]

▶▶

[B]

[A] SISTEMA ELÉTRICO HIDRÁULICO  
HYDRAULIC ELECTRIC SYSTEM  
SISTEMA ELETRICO HIDRAULICO

[B] POSIÇÃO  
POSITION  
POSICION

[C] TRAÇÃO  
TRACTION  
TRACCIÓN

- 1 CHICOTE
- 1 PAINEL
- 1 SUPORTE
- 3 PARAFUSO
- 2 BOTÃO
- 1 CONTROLE
- 4 BRAÇADEIRA
- 4 PARAFUSO
- 4 ARRUELA
- 1 SUPORTE
- 1 SUPORTE
- 4 BUCHA
- 4 PARAFUSO
- 4 ARRUELA
- 4 ARRUELA
- 2 SENSOR
- 1 PROTEÇÃO
- 1 PROTEÇÃO
- 1 SENSOR
- 1 PORCA
- 3 PRESILHA
- 2 PRESILHA

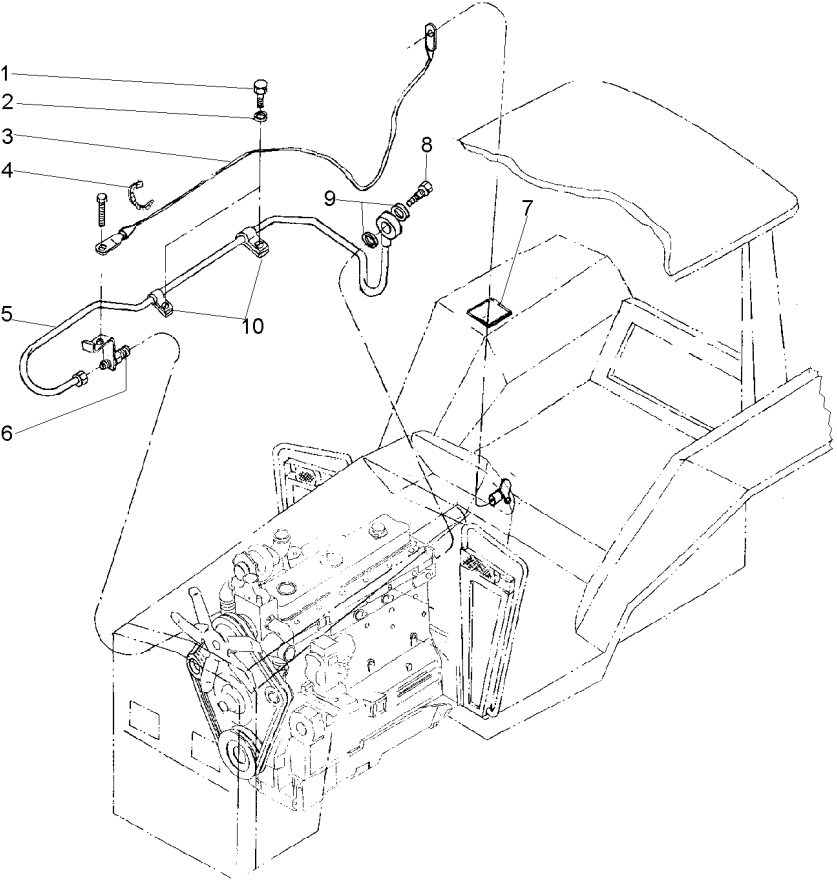
- HARNESS
- PANEL
- BRACKET
- BOLT
- BUTTON
- CONTROL
- CLAMP
- BOLT
- WASHER
- BRACKET
- BRACKET
- BUSH
- BOLT
- WASHER
- WASHER
- SENDER
- GUARD
- GUARD
- SENDER
- NUT
- STAPLE
- STAPLE

- MAZO CABLES
- PANEL
- SOPORTE
- PERNO
- PULSADOR
- MANDO
- ABRAZADERA
- PERNO
- ARANDELA
- SOPORTE
- SOPORTE
- CASQUILLO
- PERNO
- ARANDELA
- ARANDELA
- EMISOR
- DEFENSA
- DEFENSA
- EMISOR
- TUERCA
- GRAPA
- GRAPA



Aquecedor De Partida  
Starting Heater  
Calentador De Partida

80-80



- 1 353677X1
- 2 353443X1
- 3 037665T1
- 4 3225356M1
- 5 037666T1
- 6 2802106M1
- 7 3149938M1
- 8 1481691M1
- 9 3147545M1
- 10 037669P1

- |                   |               |                |
|-------------------|---------------|----------------|
| 2 PARAFUSO        | BOLT          | PERNO          |
| 2 ARRUELA         | WASHER        | ARANDELA       |
| 1 CJ. CABO        | KIT, CABLE    | CABLES JUEGO   |
| 7 BRAÇADEIRA      | CLAMP         | ABRAZADERA     |
| 1 CJ. TUBO        | TUBE ASSY     | CONJ.DE TUBO   |
| 1 VELA AQUECEDORA | INTAKE HEATER | CALENTADOR ADM |
| 1 DECAL           | DECAL         | CALCOMANIA     |
| 1 PARAFUSO        | BOLT          | PERNO          |
| 2 ARRUELA         | WASHER        | ARANDELA       |
| 2 PRESILHA        | STAPLE        | GRAPA          |

Buzina  
Horn  
Bocina

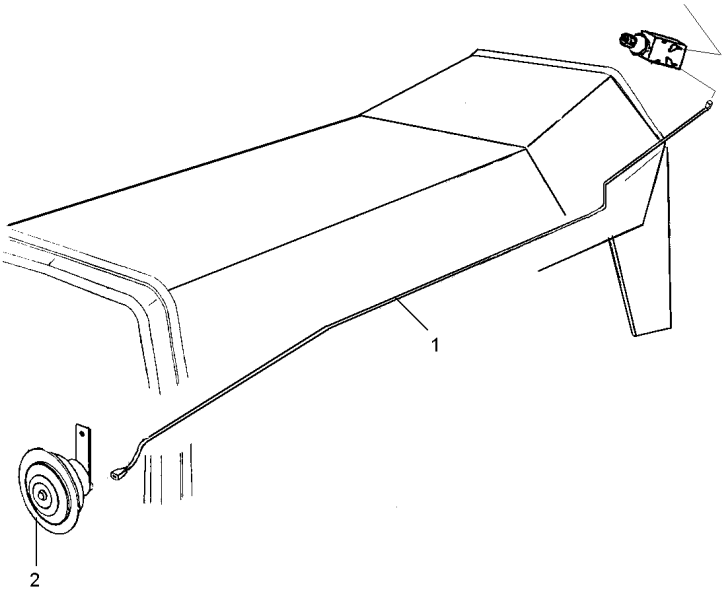
80-85

- 1 053223N1
- 2 2802862M91

- 1 CHICOTE
- 1 BUZINA

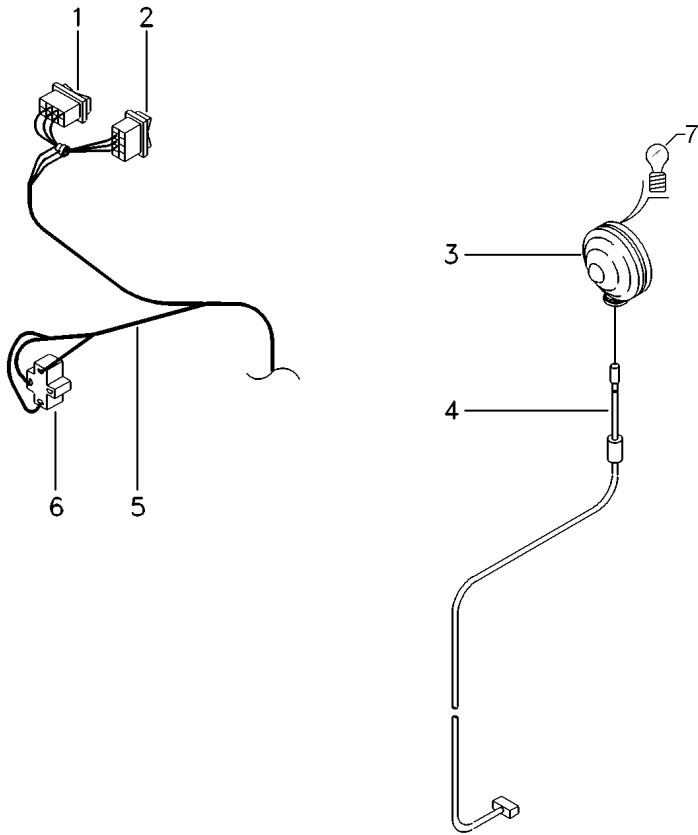
HARNESS  
HORN

MAZO CABLES  
BOCINA



Lanterna Traseira  
Tail Lights  
Linternas Traseras

80-90



- 1 042602T1
- 2 042604T1
- 3 022197T1
- 4 052591P1
- 5 060647P1
- 6 054987T1
- 7 2710837M1

[A] ALERTA  
ALERT  
ALERTA

- |                |           |             |
|----------------|-----------|-------------|
| 1 INDICADOR    | INDICATOR | INDICADOR   |
| 1 INTERRUPTOR  | SWITCH    | INTERRUPTOR |
| 2 CJ. LANTERNA | LANTERN   | LINTERNA    |
| 1 CHICOTE      | HARNESS   | MAZO CABLES |
| 1 CHICOTE      | HARNESS   | MAZO CABLES |
| 1 RELÉ         | RELAY     | RELE        |
| 1 LÂMPADA      | BULB      | LAMPARA     |

Tomada De Luz Da Carreta  
Lighting System  
Sistema De Iluminación

80-95

- 1 3808991M91
- 2 1873859M1
- 3 390744X1
- 4 3009491X1
- 5 3007933X1
- 6 339381X1
- 7 059372T1

[A]

[A]

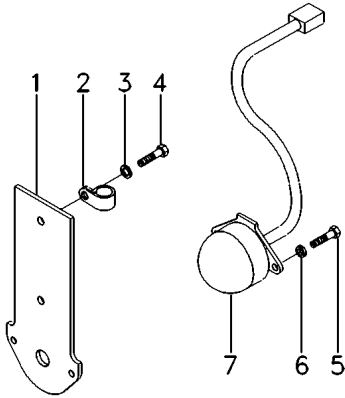
[A]

[A]

- 1 SUPORTE
- 1 BRAÇADEIRA
- 2 ARRUELA
- 2 PARAFUSO
- 3 PARAFUSO
- 3 ARRUELA
- 1 CONECTOR

- BRACKET
- CLAMP
- WASHER
- BOLT
- BOLT
- WASHER
- CONNECTOR

- SOPORTE
- ABRAZADERA
- ARANDELA
- PERNO
- PERNO
- ARANDELA
- CONECTOR



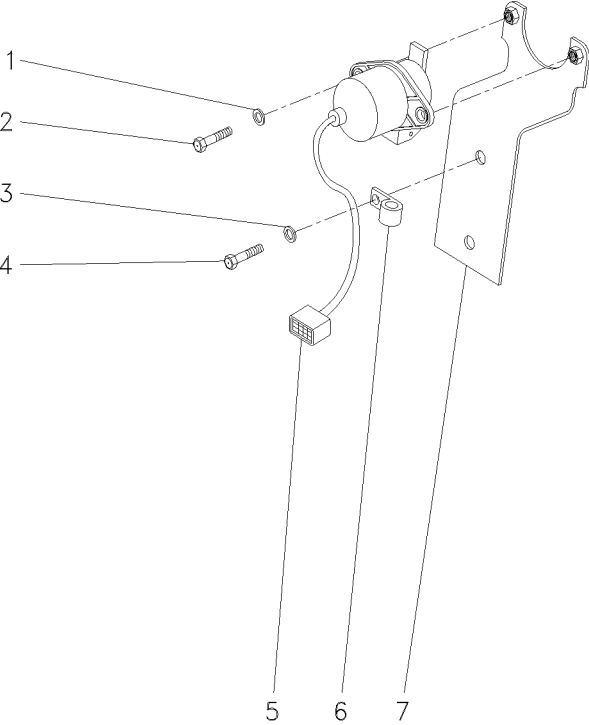
[A] ISO  
ISO  
ISO

Tomada De Luz Da Carreta  
Lighting System  
Sistema De Iluminación

80-100

- 1 390972X1
- 2 339123X1
- 3 390744X1
- 4 3009491X1
- 5 059373T1
- 6 1873859M1
- 7 3808990M91

- |   |            |           |            |
|---|------------|-----------|------------|
| 2 | ARRUELA    | WASHER    | ARANDELA   |
| 2 | PARAFUSO   | BOLT      | PERNO      |
| 2 | ARRUELA    | WASHER    | ARANDELA   |
| 2 | PARAFUSO   | BOLT      | PERNO      |
| 1 | CONECTOR   | CONNECTOR | CONECTOR   |
| 1 | BRAÇADEIRA | CLAMP     | ABRAZADERA |
| 1 | SUPORTE    | BRACKET   | SOPORTE    |



Instalação Da Buzina  
Horn Assy  
Instalación Bocina

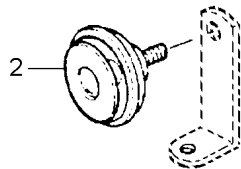
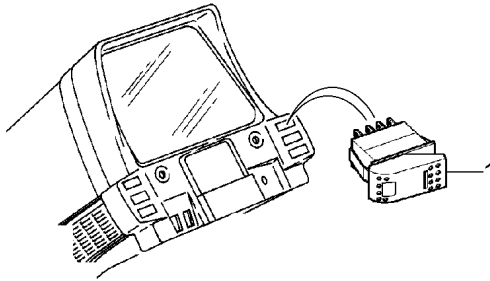
80-105

- 1 053171T1  
2 2802862M91

- 1 BOTÃO  
1 BUZINA

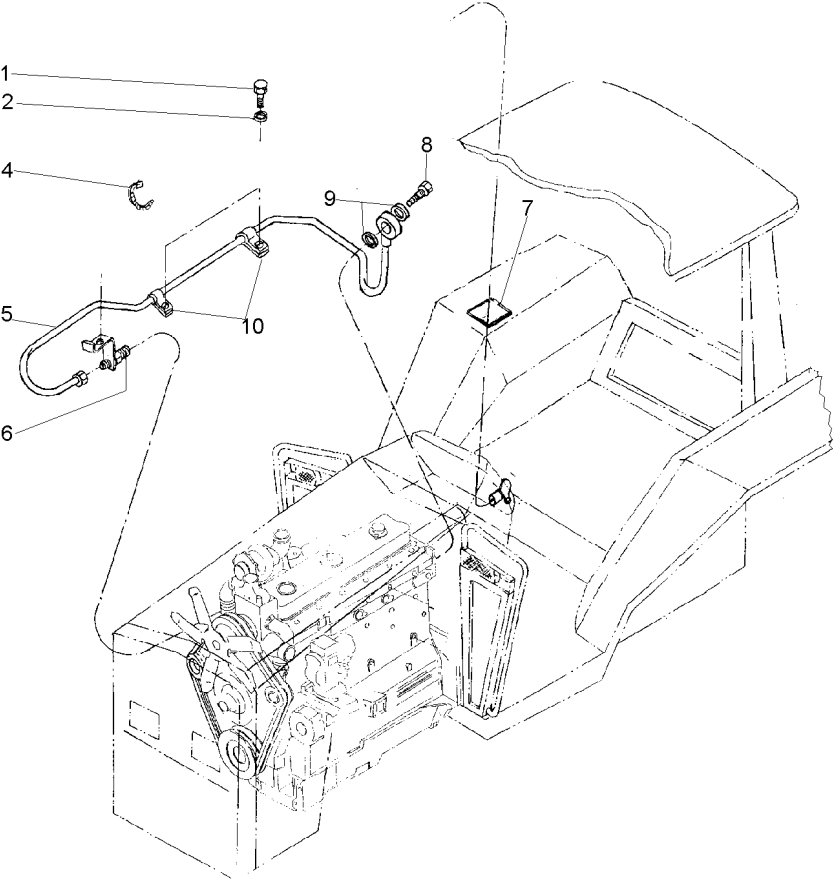
BUTTON  
HORN

PULSADOR  
BOCINA



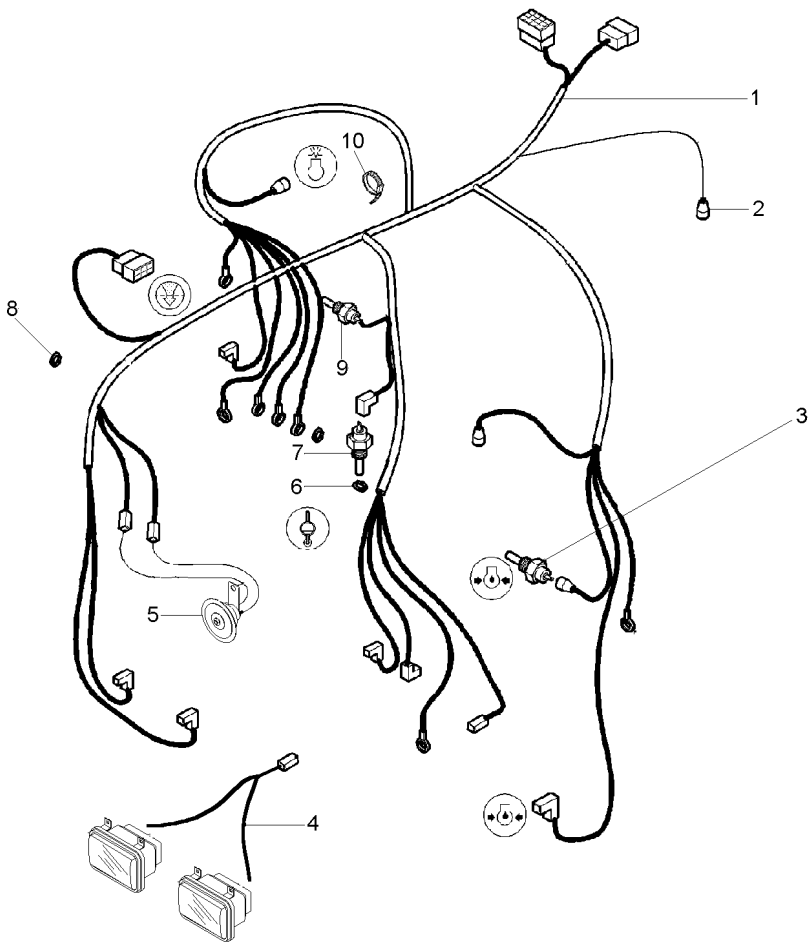
Aquecedor De Partida  
Starting Heater  
Calentador De Partida

80-110



- 1 353677X1
- 2 353443X1
- 4 3225356M1
- 5 037666T1
- 6 2802106M1
- 7 3149938M1
- 8 1481691M1
- 9 3147545M1
- 10 037669P1

- |   |                 |               |                |
|---|-----------------|---------------|----------------|
| 2 | PARAFUSO        | BOLT          | PERNO          |
| 2 | ARRUELA         | WASHER        | ARANDELA       |
| 7 | BRAÇADEIRA      | CLAMP         | ABRAZADERA     |
| 1 | CJ. TUBO        | TUBE ASSY     | CONJ.DE TUBO   |
| 1 | VELA AQUECEDORA | INTAKE HEATER | CALENTADOR ADM |
| 1 | DECAL           | DECAL         | CALCOMANIA     |
| 1 | PARAFUSO        | BOLT          | PERNO          |
| 2 | ARRUELA         | WASHER        | ARANDELA       |
| 2 | PRESILHA        | STAPLE        | GRAPA          |



- 1 059236T1
- 2 037171T2
- 3 026697T1
- 4 052109P1
- 5 2802862M91
- 6 3147516M1
- 7 039305T1
- 8 023694P1
- 9 041963T1
- 9 050478T1
- 10 3225356M1

[A]  
[B]

- [A] FARÓIS DIANTEIROS  
FRONT LIGHT  
FAROS DELANTEROS
- [B] TEMPERATURA MOTOR  
ENGINE TEMPERATURE  
TEMPERATURE DEL MOTOR

- 1 CHICOTE
- 1 INTERRUPTOR
- 1 SENSOR
- 1 CHICOTE
- 1 BUZINA
- 1 ARRUELA
- 1 SENSOR
- 1 PASSA-FIO
- 1 ADAPTADOR
- 1 SENSOR
- 10 BRAÇADEIRA

- HARNESS
- SWITCH
- SENDER
- HARNESS
- HORN
- WASHER
- SENDER
- GROMMET
- ADAPTOR
- SENDER
- CLAMP

- MAZO CABLES
- INTERRUPTOR
- EMISOR
- MAZO CABLES
- BOCINA
- ARANDELA
- EMISOR
- PASACABLE
- ADAPTADOR
- EMISOR
- ABRAZADERA



Painel De Instrumentos  
Instrument Panel  
Tablero De Instrumentos

80-120

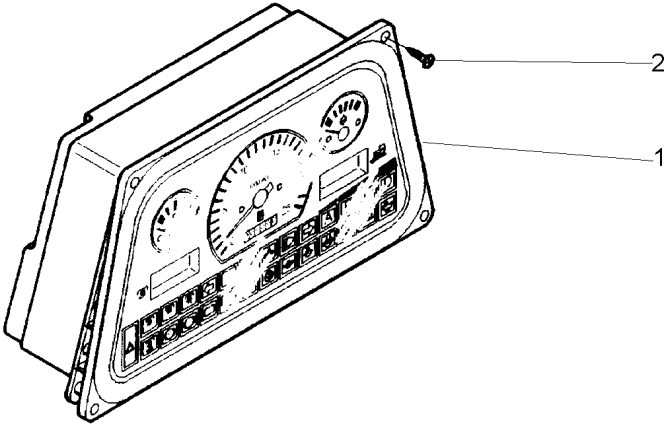
Com Cabine  
With Cab  
Con Cabina

- 1 055582N1
- 2 3010971X1

- 1 PAINEL
- 4 PARAFUSO

PANEL  
BOLT

PANEL  
PERNO



Tirante Articulado  
Rod  
Varilla

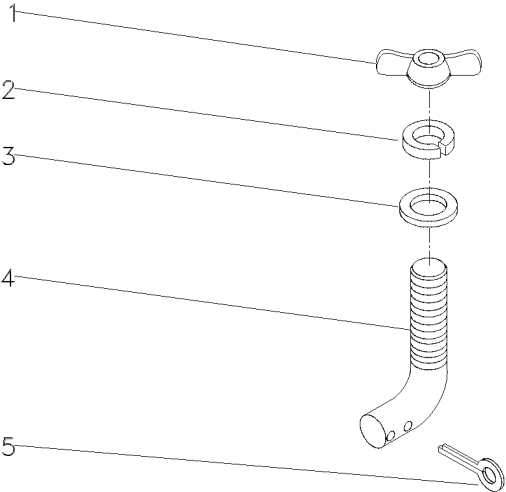
80-125

- 1 3589682M1
- 2 353434X1
- 3 353756X1
- 4 3147934M1
- 5 354048X1

- 1 PORCA
- 1 ARRUELA
- 1 ARRUELA
- 1 TIRANTE
- 1 CUPILHA

- NUT
- WASHER
- WASHER
- ROD
- COTTER PIN

- TUERCA
- ARANDELA
- ARANDELA
- VARILLA
- PASADOR DOUBLE



Bloco Ótico  
Headlamp  
Faro

80-130

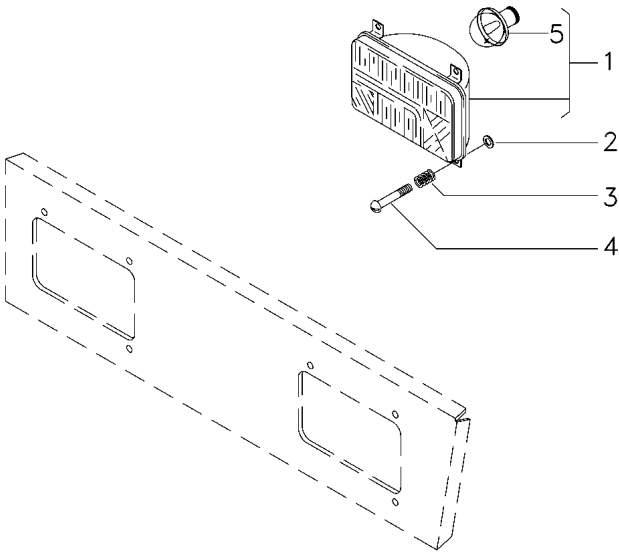
- 1 3410451M91
- 2 963442M1
- 3 963441M1
- 4 2802112M1
- 5 2710838M1

10X32X1.3/8

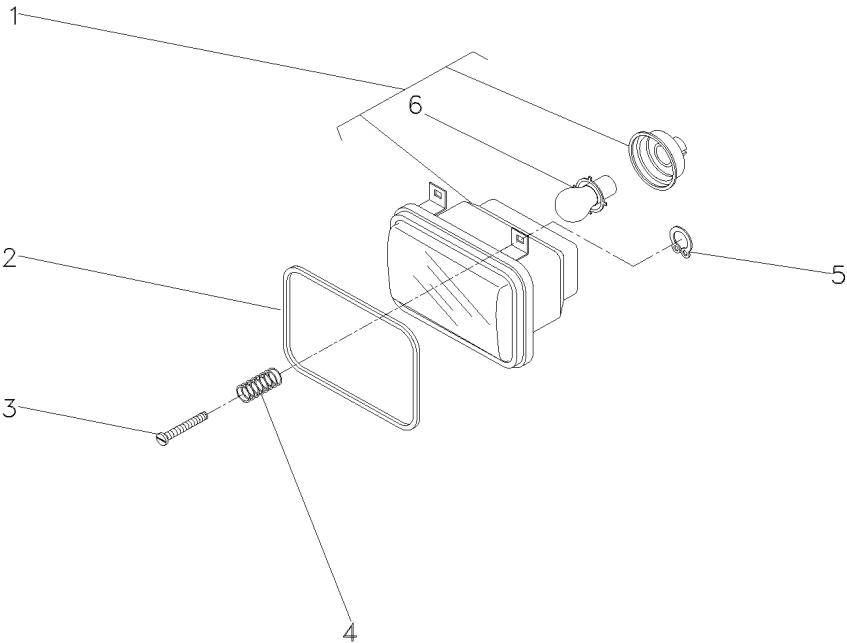
- 2 BLOCO ÓTICO
- 8 ANEL TRAVA
- 8 MOLA
- 8 PARAFUSO
- 2 LÂMPADA

- KIT, LAMP
- CIRCLIP
- SPRING
- BOLT
- BULB

- JUEGO LAMPARA
- CIRCULITO
- RESORTE
- PERNO
- LAMPARA



1	3410474M91		1	BLOCO ÓTICO	KIT, LAMP	JUEGO LAMPARA
2	3410450M1		2	GUARNIÇÃO	FOAM	ESPUMA
3	2802112M1	10x32x1.3/8	6	PARAFUSO	BOLT	PERNO
4	963441M1		6	MOLA	SPRING	RESORTE
5	963442M1		6	ANEL TRAVA	CIRCLIP	CIRCULITO
6	2710838M1	1	1	LÂMPADA	BULB	LAMPARA

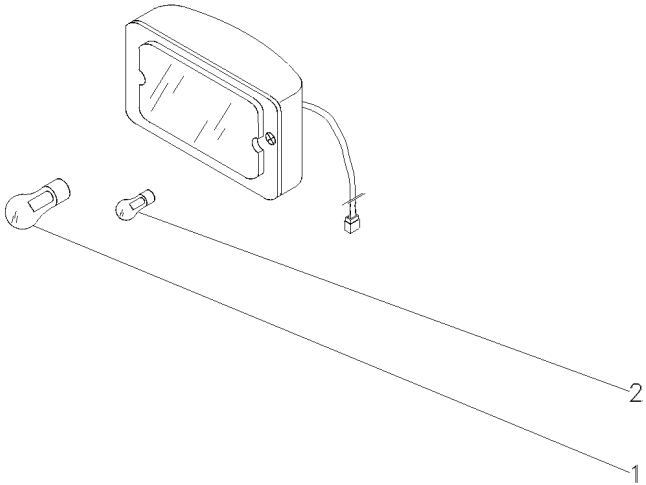


Farol  
Headlamp  
Farol

80-140

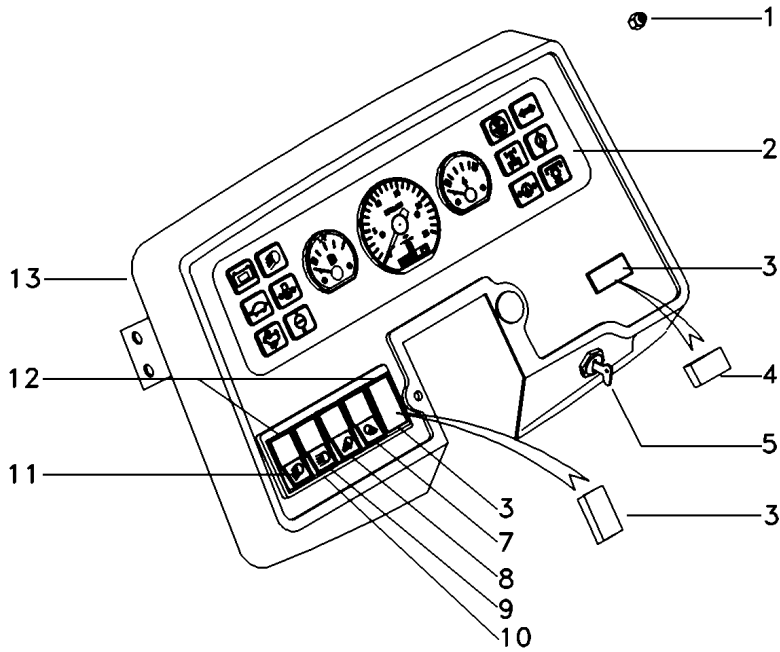
- 1 3603706M1
- 2 2801348M1

- |           |      |         |
|-----------|------|---------|
| 1 LÂMPADA | BULB | LAMPARA |
| 1 LÂMPADA | BULB | LAMPARA |



Painel  
Panel  
Tablero

80-145



- 1 826760M1
- 2 068794N1
- 2 051615T1
- 3 042603T1
- 4 1874535M3
- 5 052347N1
- 5 3019881X1
- 5 3813361M1
- 7 042613T1
- 8 042608T1
- 9 042609T1
- 10 049173T1
- 11 042610T1
- 12 049174T1
- 13 044666S1

➡ T680402C000494  
➡ T680402C000493

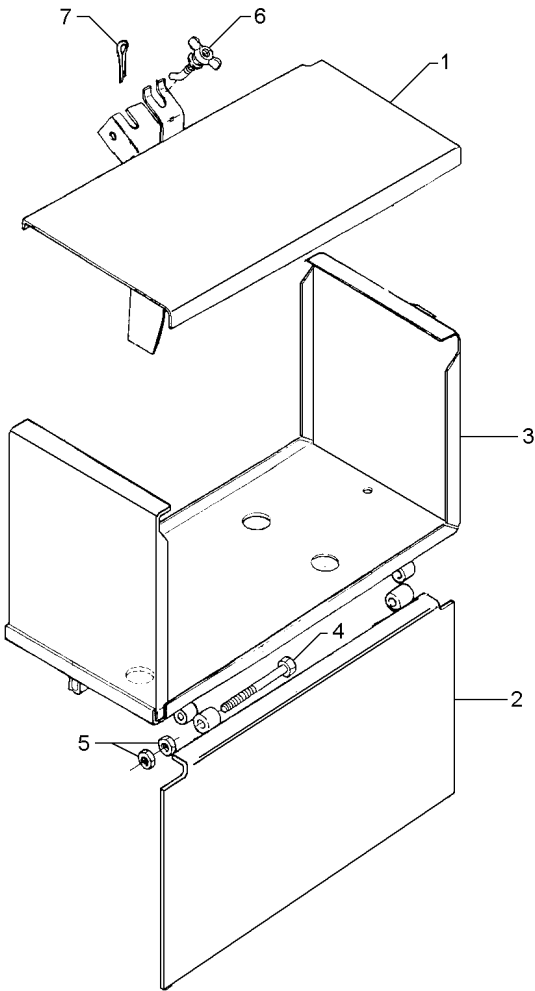
- 4 PORCA
- 1 PAINEL INSTRUM.
- 1 PAINEL
- 2 TAMPA
- 1 INTERRUPTOR
- 1 INTERRUPTOR
- 1 ARRUELA
- 2 CHAVE INTERRUPT.
- 1 INTERRUPTOR
- 1 INTERRUPTOR
- 1 INTERRUPTOR
- 3 MOLDURA
- 1 INTERRUPTOR
- 2 MOLDURA
- 1 PAINEL

- NUT
- INSTRUMENT PANEL
- PANEL
- COVER
- SWITCH
- SWITCH
- WASHER
- KEY SWITCH
- SWITCH
- SWITCH
- SWITCH
- MOULDING
- SWITCH
- MOULDING
- PANEL

- TUERCA
- PANEL INSTRUMENT
- PANEL
- CUBIERTA
- INTERRUPTOR
- INTERRUPTOR
- ARANDELA
- LLAVE INTERRUPT.
- INTERRUPTOR
- INTERRUPTOR
- INTERRUPTOR
- BORDON
- INTERRUPTOR
- BORDON
- PANEL

Caixa Da Bateria  
Batery Box  
Caja Da Bateria

80-150



- 1 037087S1
- 2 3585129M91
- 3 036212S2
- 4 353529X1
- 5 353919X1
- 6 3147933M91
- 7 354048X1

80-125 No

- 1 TAMPA
- 1 TAMPA
- 1 SUPORTE
- 4 PARAFUSO
- 8 PORCA
- 1 TIRANTE
- 1 CUPILHA

- COVER
- COVER
- BRACKET
- BOLT
- NUT
- ROD
- COTTER PIN

- CUBIERTA
- CUBIERTA
- SOPORTE
- PERNO
- TUERCA
- VARILLA
- PASADOR DOUBLE

Farol De Serviço  
Work Light  
Luz De Trabajo

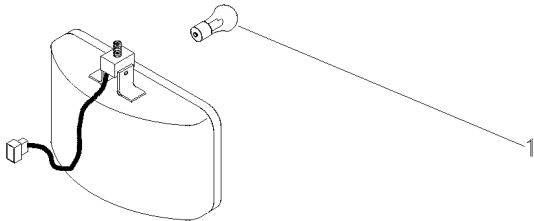
80-155

1 3603706M1

1 LÂMPADA

BULB

LAMPARA

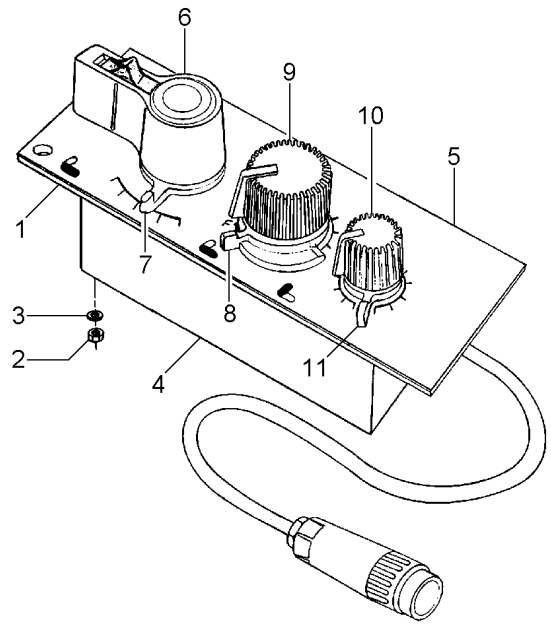




Painel De Controle  
Control Panel  
Tablero De Control

Hydrotronic  
Hydrotronic  
Hydrotronic

80-160



- 1 039769S1
- 2 354119X1
- 3 353444X1
- 4 038428T1
- 5 039768P1
- 6 040871R1 4
- 7 040872R1 4
- 8 040873R1 4
- 9 040874R1 4
- 10 040875R1 4
- 11 040876R1 4

- |              |            |                |
|--------------|------------|----------------|
| 1 PLACA      | PLATE      | PLATO          |
| 4 PORCA      | NUT        | TUERCA         |
| 4 ARRUELA    | WASHER     | ARANDELA       |
| 1 CJ. PAINEL | KIT, PANEL | JUEGO DE PANEL |
| 1 DECAL      | DECAL      | CALCOMANIA     |
| 1 CONTROLE   | CONTROL    | MANDO          |
| 1 CONTROLE   | CONTROL    | MANDO          |
| 1 CONTROLE   | CONTROL    | MANDO          |
| 1 CONTROLE   | CONTROL    | MANDO          |
| 1 CONTROLE   | CONTROL    | MANDO          |
| 1 CONTROLE   | CONTROL    | MANDO          |
| 1 CONTROLE   | CONTROL    | MANDO          |

Relógio  
Clock  
Relogio

80-165

- 1 052618P1
- 2 3713364M1

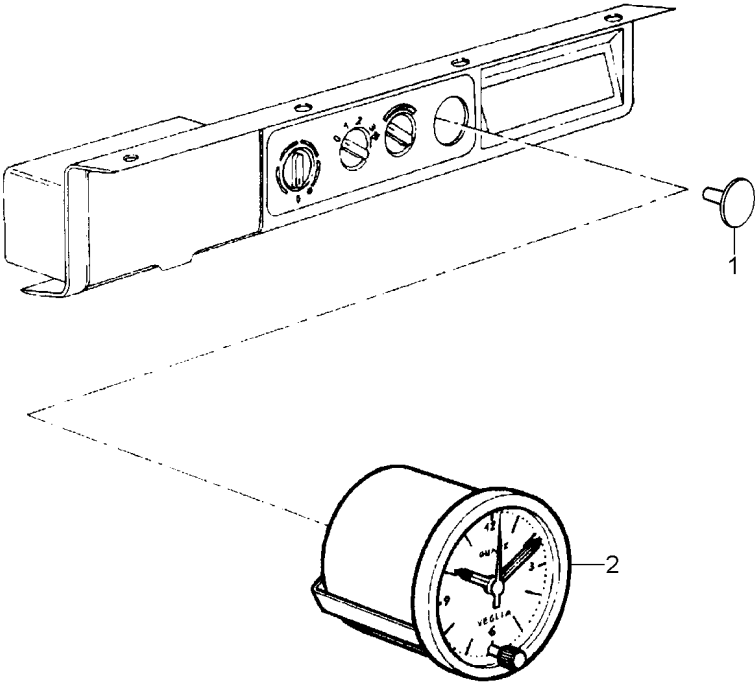
[A]

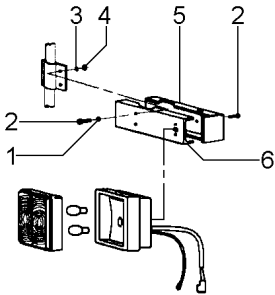
- 1 BUJÃO
- 1 RELÓGIO

PLUG  
CLOCK

TAPON  
RELOJ

[A] SEM RELÓGIO  
WITHOUT CLOCK  
SIN RELOGIO





- 1 390469X1
- 2 3010578X1
- 3 1441100X1
- 4 390995X1
- 5 3714857M1
- 5 3714858M1
- 6 3714316M2
- 6 3714317M2
- 7 3777000M1
- 8 3714184M91



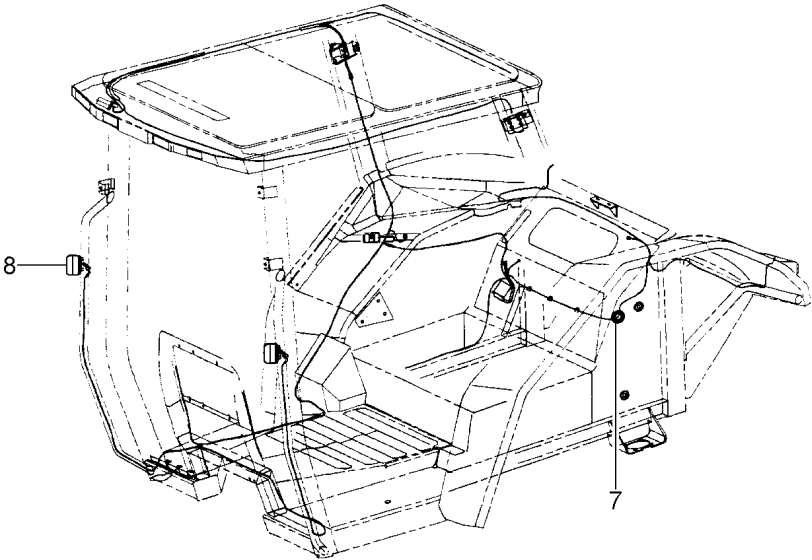
[A]

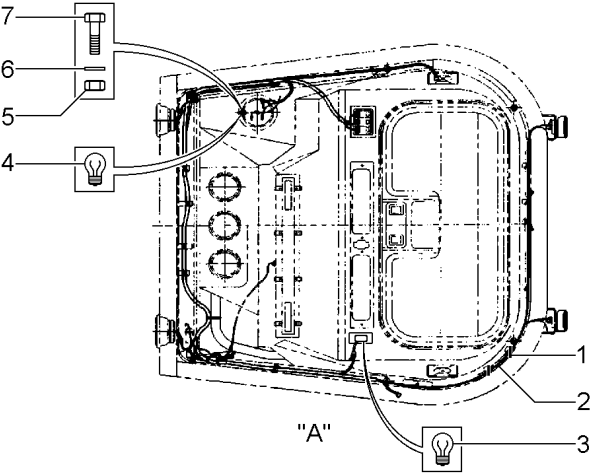
[A] DIANTEIRO  
FRONT  
DELANTERO

- 4 ARRUELA
- 6 PARAFUSO
- 4 ARRUELA
- 4 PORCA
- 1 CAIXA
- 1 CAIXA
- 1 EXTENSÃO
- 1 EXTENSÃO
- 2 PASSA-FIO
- 2 LANTERNA

- WASHER
- BOLT
- WASHER
- NUT
- BOX
- BOX
- EXTENSION
- EXTENSION
- GROMMET
- LAMP

- ARANDELA
- PERNO
- ARANDELA
- TUERCA
- CAJA
- CAJA
- EXTENSION
- EXTENSION
- PASACABLE
- FARO





- 1 3225356M1
- 2 057880N2
- 3 3780237M1
- 4 3713129M1
- 5 390333X1
- 6 3001856X1
- 7 339761X1

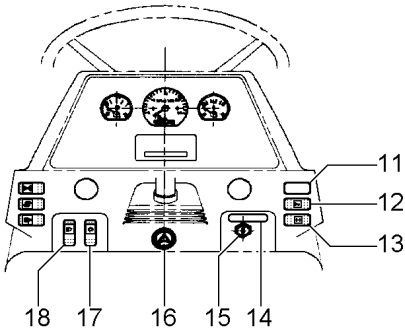
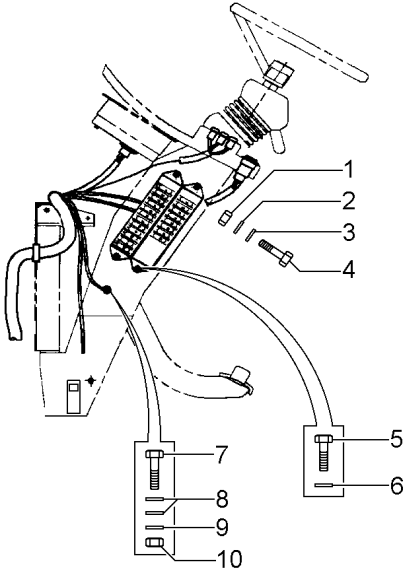
- [A] CONSOLE  
PANEL  
PANEL
- [B] LUZ DE CORTESIA  
COURTESY LIGHT  
LUZ DE CORTESÍA

80-200 No  
[A]  
[B]

- 20 BRAÇADEIRA
- 1 C.J. CHICOTE
- 1 LÂMPADA
- 1 LÂMPADA
- 1 PORCA
- 1 ARRUELA
- 1 PARAFUSO

- CLAMP
- KIT, HARNESS
- BULB
- BULB
- NUT
- WASHER
- BOLT

- ABRAZADERA
- JUEGO DE ARNES
- LAMPARA
- LAMPARA
- TUERCA
- ARANDELA
- PERNO

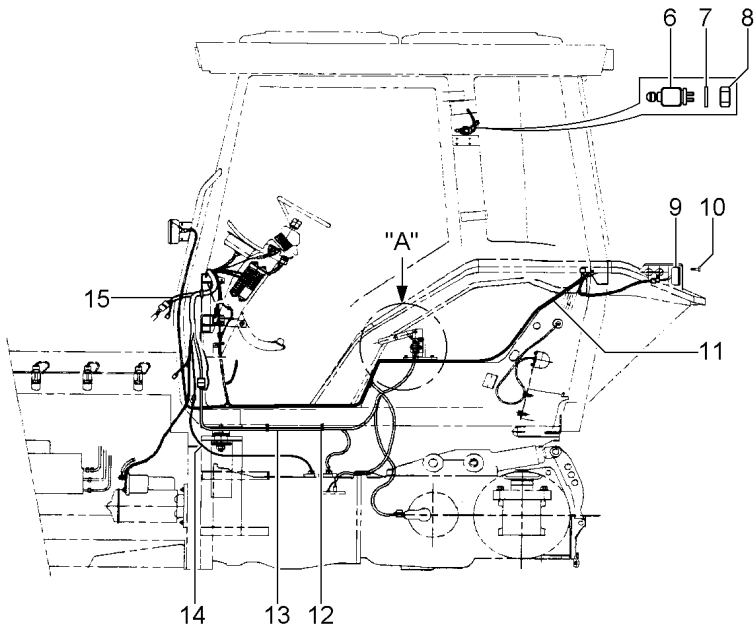
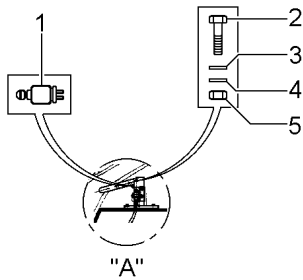


- 1 354120X1
- 2 353445X1
- 3 353753X1
- 4 2802251M1
- 5 1441268X1
- 6 339375X1
- 7 1441268X1
- 8 390971X1
- 9 391026X1
- 10 339030X1
- 11 3713151M1
- 12 053171T1
- 13 3812271M1
- 14 1694781M1
- 15 1443606X1
- 15 052437P1
- 15 1874535M3
- 15 3813361M1
- 16 3370427M91
- 17 3809150M1
- 18 053174T1

- [A]
- [B]
- [C]
- [D]
- [E]
- [F]

- [A] BUZINA  
HORN  
BOCINA
- [B] SETA DIRECIONAL  
DIRECTIONAL ARROW  
FRECHA DE DIRECCIÓN
- [C] IGNIÇÃO  
IGNITION  
IGNICION
- [D] PISCA ALERTA  
FLASHER  
INTERMITENTE
- [E] LANTERNA  
LAMP  
FARO
- [F] FAROL ALTO  
HIGHT LIGHT  
FARO ALTO

- |                    |            |                  |
|--------------------|------------|------------------|
| 7 PORCA            | NUT        | TUERCA           |
| 7 ARRUELA          | WASHER     | ARANDELA         |
| 7 ARRUELA          | WASHER     | ARANDELA         |
| 7 PARAFUSO         | BOLT       | PERNO            |
| 4 PARAFUSO         | BOLT       | PERNO            |
| 4 ARRUELA          | WASHER     | ARANDELA         |
| 1 PARAFUSO         | BOLT       | PERNO            |
| 2 ARRUELA          | WASHER     | ARANDELA         |
| 1 ARRUELA          | WASHER     | ARANDELA         |
| 1 PORCA            | NUT        | TUERCA           |
| 1 TAMPÃO           | PAD        | ALMOHADILLA      |
| 1 BOTÃO            | BUTTON     | PULSADOR         |
| 1 INTERRUPTOR      | SWITCH     | INTERRUPTOR      |
| 1 DECAL            | DECAL      | CALCOMANIA       |
| 1 ARRUELA          | WASHER     | ARANDELA         |
| 1 PORCA            | NUT        | TUERCA           |
| 1 INTERRUPTOR      | SWITCH     | INTERRUPTOR      |
| 2 CHAVE INTERRUPT. | KEY SWITCH | LLAVE INTERRUPT. |
| 1 INTERRUPTOR      | SWITCH     | INTERRUPTOR      |
| 1 INTERRUPTOR      | SWITCH     | INTERRUPTOR      |
| 1 BOTÃO            | BUTTON     | PULSADOR         |



- 1 3760061M91
- 2 2802251M1
- 3 353445X1
- 4 353753X1
- 5 354120X1
- 6 3780395M2
- 7 385362X1
- 8 390333X1
- 9 020363T1
- 9 020364T1
- 10 054626P1
- 11 057887T1
- 12 517587M1
- 13 060751T1
- 14 053245T1
- 15 059189N1

[A]

[B]

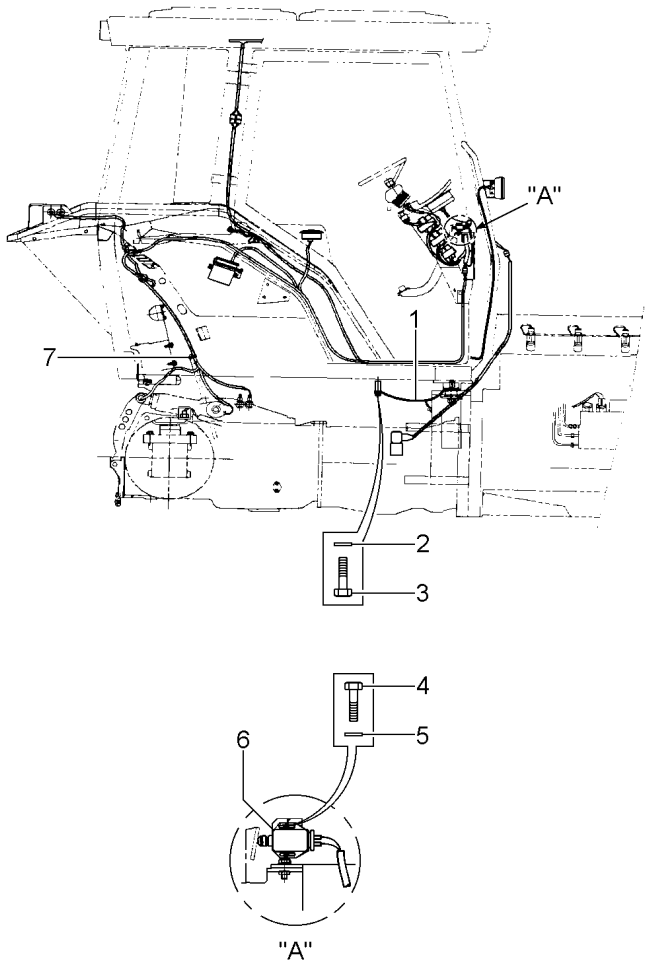
[C]

[D]

80-205 No

- [A] FREIO  
BRAKE  
FRENO
- [B] INTERNO  
INNER  
INTERNO
- [C] TRASEIRO  
REAR  
TRASERO
- [D] MINI-CAPUZ  
MINI-HOOD  
MINI-CAPO

1 INTERRUPTOR	SWITCH	INTERRUPTOR
2 PARAFUSO	BOLT	PERNO
2 ARRUELA	WASHER	ARANDELA
2 ARRUELA	WASHER	ARANDELA
2 PORCA	NUT	TUERCA
1 INTERRUPTOR	SWITCH	INTERRUPTOR
1 ARRUELA	WASHER	ARANDELA
1 PORCA	NUT	TUERCA
1 LANTERNA	LAMP	FARO
1 LANTERNA	LAMP	FARO
4 PARAFUSO	BOLT	PERNO
1 CHICOTE	HARNESS	MAZO CABLES
4 BRAÇADEIRA	CLAMP	ABRAZADERA
1 CHICOTE	HARNESS	MAZO CABLES
1 CHICOTE	HARNESS	MAZO CABLES
1 CHICOTE	HARNESS	MAZO CABLES



- 1 1618920M1
- 2 339375X1
- 3 339666X1
- 4 390961X1
- 5 353441X1
- 6 3760061M91
- 7 1876229M1

[A] FREIO  
BRAKE  
FRENO

- |               |        |             |
|---------------|--------|-------------|
| 1 CABO        | CABLE  | CABLE       |
| 1 ARRUELA     | WASHER | ARANDELA    |
| 1 PARAFUSO    | BOLT   | PERNO       |
| 2 PARAFUSO    | BOLT   | PERNO       |
| 2 ARRUELA     | WASHER | ARANDELA    |
| 1 INTERRUPTOR | SWITCH | INTERRUPTOR |
| 10 BRAÇADEIRA | CLAMP  | ABRAZADERA  |

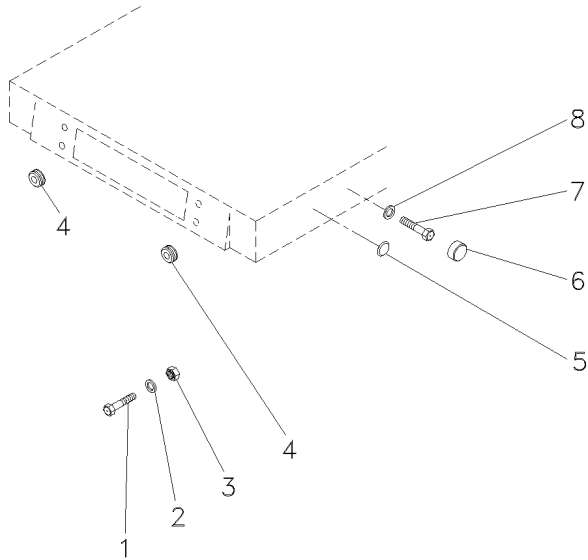
Acessórios Teto Cabine  
Cab Roof Accessories  
Accesorios Tejado Cabina

80-195

Sem Luz De Placa E Sem Giroflex  
Without Light Of Licence Plate And Without Rotary Beacon  
Sin Lámpara De Matricula Y Sin Lámpara Giratoria

- 1 391074X1
- 2 339030X1
- 3 353441X1
- 4 021460P1
- 5 2801324M1
- 6 3616277M1
- 7 339123X1
- 8 390972X1

- |   |          |        |             |
|---|----------|--------|-------------|
| 4 | PARAFUSO | BOLT   | PERNO       |
| 4 | PORCA    | NUT    | TUERCA      |
| 4 | ARRUELA  | WASHER | ARANDELA    |
| 3 | TAMPÃO   | PAD    | ALMOHADILLA |
| 1 | BUJÃO    | PLUG   | TAPON       |
| 4 | CAPA     | CAP    | TAPA        |
| 2 | PARAFUSO | BOLT   | PERNO       |
| 2 | ARRUELA  | WASHER | ARANDELA    |





Sistema Eléctrico  
Electric System  
Sistema Eléctrico

Chicote  
Harness  
Mazo Cables

80-200

- 1 057879R1
- 2 057878R2

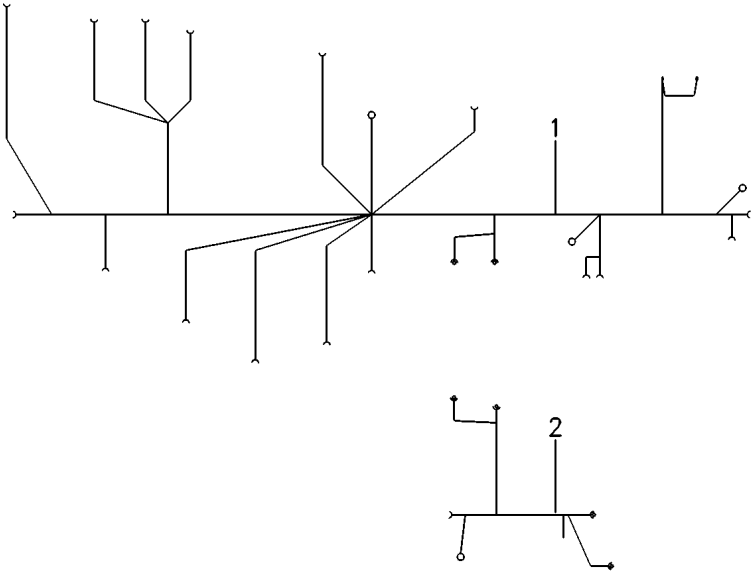
[A]  
[B]

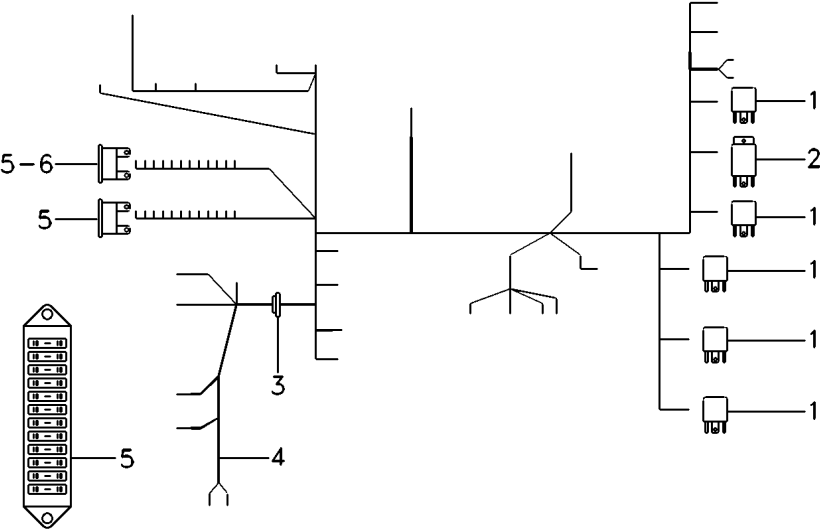
- 1 CHICOTE
- 1 CHICOTE

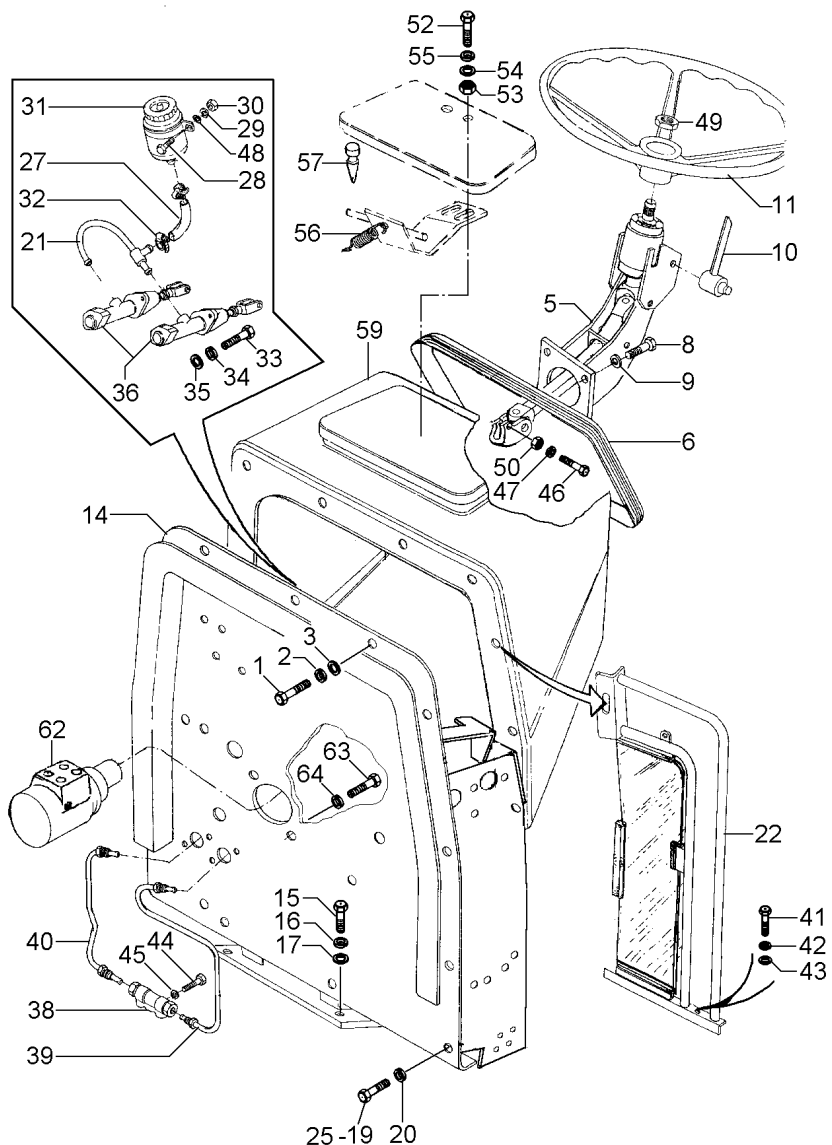
HARNESS  
HARNESS

MAZO CABLES  
MAZO CABLES

[A] CABINA  
CAB  
CABINA  
  
[B] COLUMNA  
COLUMN  
COLUMNA







1 339123X1  
2 339024X1  
3 339374X1  
5 027645N1  
6 020447P1  
8 339761X1  
9 339374X1  
10 020431P1  
11 040341T1  
15 339451X1  
16 339025X1  
17 339376X1  
19 339761X1  
20 339374X1  
21 020430N1  
22 039207N1

22 039206N1

27 048162T1  
28 353667X1  
29 353441X1  
30 355564X1  
31 048161T1  
32 3408858M1  
33 339123X1  
34 339374X1  
36 020505T1  
38 417860M1  
39 020433N1  
40 020435N1  
41 339761X1  
42 339024X1  
43 339374X1  
44 339123X1  
45 339374X1  
46 353683X1  
48 353754X1  
49 3603640M1  
52 1442175X1  
53 339030X1  
54 829185M1  
55 353441X1  
57 490742M1  
59 044651N1  
63 339814X1  
64 339376X1

100-105 No

100-110 No

100-115 No

[A]

70-510 No

100-120 No

7 PARAFUSO  
7 ARRUELA  
7 ARRUELA  
1 COLUNA  
1 GUARNIÇÃO  
4 PARAFUSO  
4 ARRUELA  
1 ALAVANCA  
1 VOLANTE  
4 PARAFUSO  
4 ARRUELA  
4 ARRUELA  
3 PARAFUSO  
4 ARRUELA  
1 CONEXÃO  
1 C.J. DEFLETOR

1 C.J. DEFLETOR

1 MANGUEIRA  
2 PARAFUSO  
2 ARRUELA  
2 PORCA  
1 RESERVATÓRIO  
2 BRAÇADEIRA  
4 PARAFUSO  
4 ARRUELA  
2 CILINDRO  
1 VÁLVULA  
1 C.J. TUBO  
1 C.J. TUBO  
6 PARAFUSO  
6 ARRUELA  
6 ARRUELA  
1 PARAFUSO  
1 ARRUELA  
1 PARAFUSO  
2 ARRUELA  
1 PORCA  
2 PARAFUSO  
2 PORCA  
2 ARRUELA  
2 ARRUELA  
2 AMORTECEDOR  
1 CAPUZ  
2 PARAFUSO  
2 ARRUELA

BOLT  
WASHER  
WASHER  
COLUMN  
FOAM  
BOLT  
WASHER  
LEVER  
FLYWHEEL  
BOLT  
WASHER  
WASHER  
BOLT  
WASHER  
CONNECTION  
KIT, DEFLECTOR

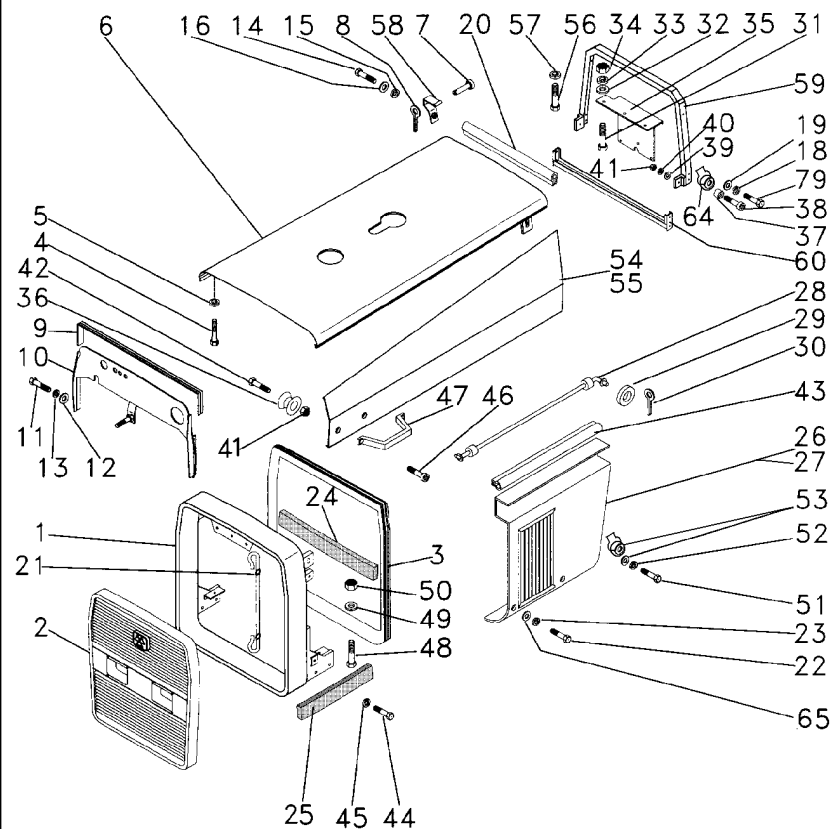
KIT, DEFLECTOR

HOSE  
BOLT  
WASHER  
NUT  
CONTAINER  
CLAMP  
BOLT  
WASHER  
CYLINDER  
VALVE  
TUBE ASSY  
TUBE ASSY  
BOLT  
WASHER  
WASHER  
BOLT  
WASHER  
BOLT  
NUT  
BOLT  
NUT  
WASHER  
WASHER  
DAMPER  
HOOD  
BOLT  
WASHER

PERNO  
ARANDELA  
ARANDELA  
COLUMN  
ESPUMA  
PERNO  
ARANDELA  
PALANCA  
VOLANTE  
PERNO  
ARANDELA  
ARANDELA  
PERNO  
ARANDELA  
CONEXION  
JUEGO DEFLECTOR

JUEGO DEFLECTOR

FLEXIBLE  
PERNO  
ARANDELA  
TUERCA  
CONTENEDOR  
ABRAZADERA  
PERNO  
ARANDELA  
CILINDRO  
VALVULA  
CONJ.DE TUBO  
CONJ.DE TUBO  
PERNO  
ARANDELA  
ARANDELA  
PERNO  
ARANDELA  
PERNO  
ARANDELA  
TUERCA  
PERNO  
TUERCA  
ARANDELA  
ARANDELA  
AMORTIGUADOR  
CAPO  
PERNO  
ARANDELA

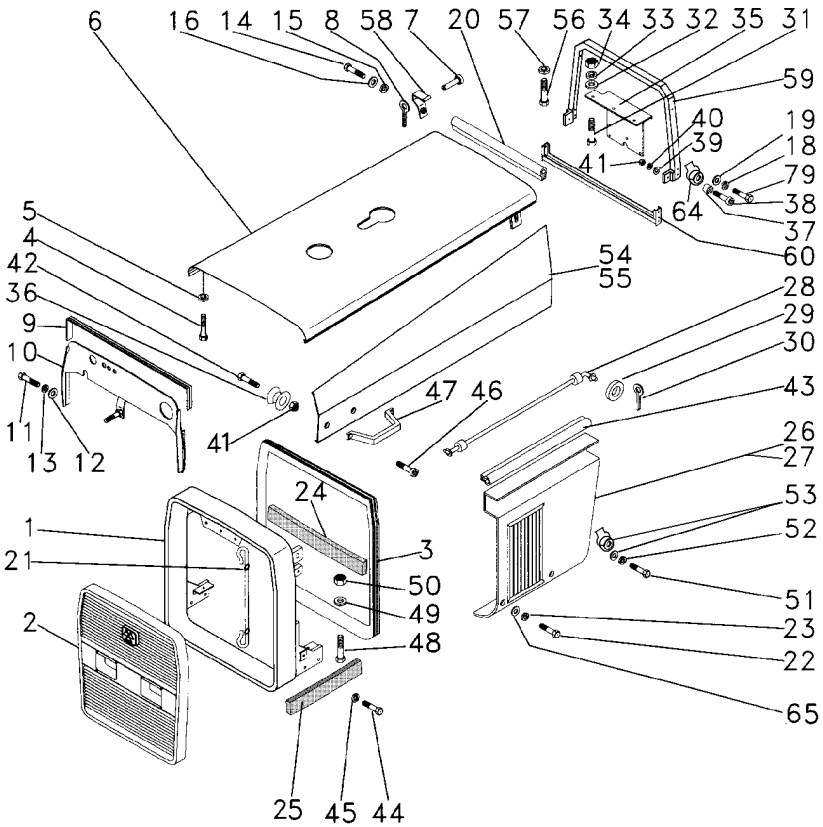


- 1 068296N1
- 2 068286N1
- 3 068054P1
- 4 353679X1
- 5 353446X1
- 6 036515S2
- 7 036502S1
- 8 354059X1
- 9 036752P1
- 10 036463S2
- 11 391074X1
- 12 390971X1
- 13 339375X1
- 14 353676X1
- 15 353446X1
- 16 829185M1
- 18 353446X1
- 19 829185M1
- 20 036753P1
- 21 022625N1
- 22 353676X1
- 23 353446X1
- 24 3147747M1
- 25 1876210M1
- 26 063115S1
- 27 036469S1
- 28 036327S1
- 29 829185M1
- 30 354059X1
- 31 353691X1
- 32 353756X1
- 33 353434X1
- 34 355566X1
- 35 036517P1
- 36 026638P1
- 37 026637P1
- 38 360826X1
- 39 829185M1
- 40 353446X1
- 41 355565X1
- 42 353681X1
- 43 036754P1
- 44 353693X1
- 45 353434X1
- 46 360826X1
- 47 3589241M1
- 48 353669X1
- 49 353754X1
- 50 355564X1
- 51 353679X1

100-125 No



- |              |           |            |
|--------------|-----------|------------|
| 1 ENVOLTÓRIO | NOSE      | NARIZ      |
| 1 GRADE      | GRILLE    | REJILLA    |
| 1 GUARNIÇÃO  | BEADING   | GUARNICION |
| 2 PARAFUSO   | BOLT      | PERNO      |
| 2 ARRUELA    | WASHER    | ARANDELA   |
| 1 CAPUZ      | HOOD      | CAPO       |
| 4 PINO       | PIN       | PASADOR    |
| 4 CONTRAPINO | DOWEL     | CENTRAJE   |
| 1 GUARNIÇÃO  | FOAM      | ESPUMA     |
| 1 DEFLETOR   | DEFLECTOR | DEFLECTOR  |
| 4 PARAFUSO   | BOLT      | PERNO      |
| 4 ARRUELA    | WASHER    | ARANDELA   |
| 4 ARRUELA    | WASHER    | ARANDELA   |
| 4 PARAFUSO   | BOLT      | PERNO      |
| 4 ARRUELA    | WASHER    | ARANDELA   |
| 4 ARRUELA    | WASHER    | ARANDELA   |
| 6 ARRUELA    | WASHER    | ARANDELA   |
| 6 ARRUELA    | WASHER    | ARANDELA   |
| 1 GUARNIÇÃO  | FOAM      | ESPUMA     |
| 1 CABO       | CABLE     | CABLE      |
| 4 PARAFUSO   | BOLT      | PERNO      |
| 4 ARRUELA    | WASHER    | ARANDELA   |
| 1 GUARNIÇÃO  | FOAM      | ESPUMA     |
| 2 GUARNIÇÃO  | FOAM      | ESPUMA     |
| 1 PAINEL     | PANEL     | PANEL      |
| 1 PAINEL     | PANEL     | PANEL      |
| 2 SUPORTE    | BRACKET   | SOPORTE    |
| 2 ARRUELA    | WASHER    | ARANDELA   |
| 2 CONTRAPINO | DOWEL     | CENTRAJE   |
| 3 PARAFUSO   | BOLT      | PERNO      |
| 3 ARRUELA    | WASHER    | ARANDELA   |
| 3 ARRUELA    | WASHER    | ARANDELA   |
| 3 PORCA      | NUT       | TUERCA     |
| 1 SUPORTE    | BRACKET   | SOPORTE    |
| 4 PINO       | PIN       | PASADOR    |
| 4 FIXAÇÃO    | FASTENER  | CIERRE     |
| 4 PARAFUSO   | BOLT      | PERNO      |
| 4 ARRUELA    | WASHER    | ARANDELA   |
| 4 ARRUELA    | WASHER    | ARANDELA   |
| 4 PORCA      | NUT       | TUERCA     |
| 4 PARAFUSO   | BOLT      | PERNO      |
| 2 GUARNIÇÃO  | FOAM      | ESPUMA     |
| 4 PARAFUSO   | BOLT      | PERNO      |
| 4 ARRUELA    | WASHER    | ARANDELA   |
| 4 PARAFUSO   | BOLT      | PERNO      |
| 2 ALÇA       | STRAP     | FAJA       |
| 2 PARAFUSO   | BOLT      | PERNO      |
| 2 ARRUELA    | WASHER    | ARANDELA   |
| 2 PORCA      | NUT       | TUERCA     |
| 4 PARAFUSO   | BOLT      | PERNO      |



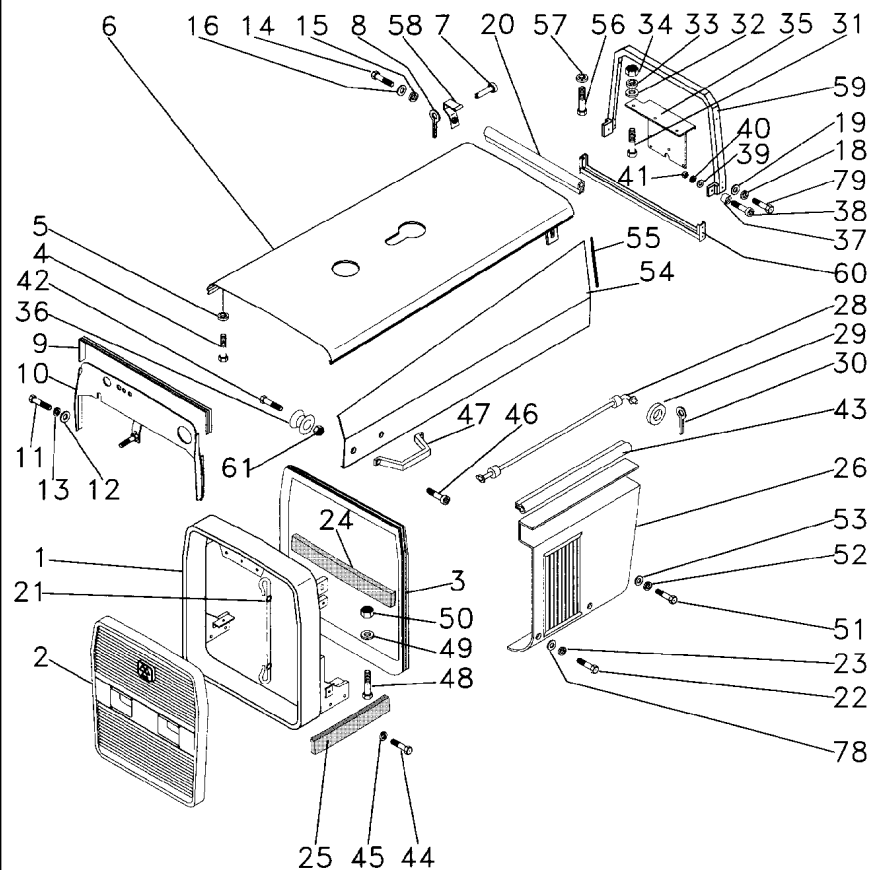
52 353446X1  
53 829185M1  
53 368897X1  
54 036676S1  
55 036677S1  
56 353676X1  
57 353446X1  
58 036508S1  
59 036680S1  
60 036322S1  
64 368897X1  
65 829185M1



4 ARRUELA  
4 ARRUELA  
4 PORCA  
1 TAMPA  
1 TAMPA  
2 PARAFUSO  
2 ARRUELA  
4 DOBRADIÇA  
1 SUPORTE  
1 SUPORTE  
4 PORCA  
4 ARRUELA

WASHER  
WASHER  
NUT  
COVER  
COVER  
BOLT  
WASHER  
HINGE  
BRACKET  
BRACKET  
NUT  
WASHER

ARANDELA  
ARANDELA  
TUERCA  
CUBIERTA  
CUBIERTA  
PERNO  
ARANDELA  
BISAGRA  
SOPORTE  
SOPORTE  
TUERCA  
ARANDELA



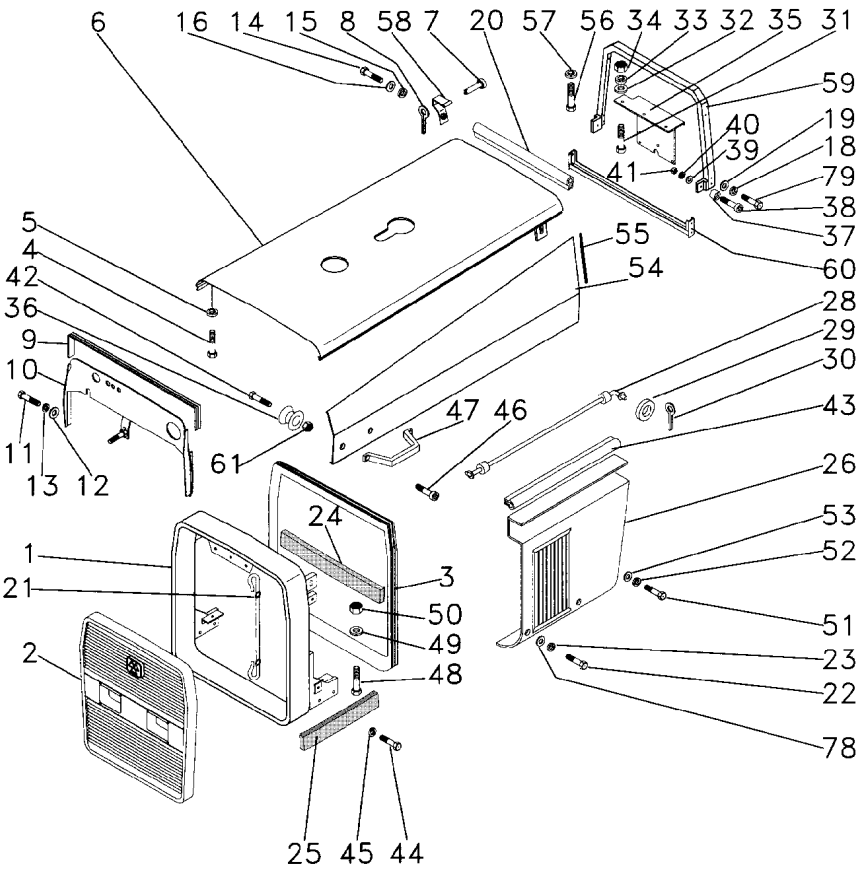
100-125 No

1 068296N1  
2 068286N1  
3 068054P1  
4 353679X1  
5 353446X1  
6 052592S1  
7 036502S1  
8 354059X1  
9 036752P1  
10 052495S1  
11 391074X1  
12 390971X1  
13 339375X1  
14 353676X1  
15 353446X1  
16 829185M1  
18 353446X1  
19 829185M1  
20 049142P1  
21 022625N1  
22 353676X1  
23 353446X1  
24 064889N1  
25 064885N1  
25 064886N1  
26 036468S1  
26 036469S1  
28 036327S1  
29 829185M1  
30 354059X1  
31 353691X1  
32 353756X1  
33 353434X1  
34 355566X1  
35 036517P1  
36 026638P1  
37 026637P1  
38 360826X1  
39 829185M1  
40 353446X1  
41 355565X1  
42 353681X1  
43 036754P1  
44 353693X1  
45 353434X1  
46 360826X1  
47 3589241M1  
48 353669X1  
49 353754X1  
50 355564X1

1 ENVOLTÓRIO  
1 GRADE  
1 GUARNIÇÃO  
2 PARAFUSO  
2 ARRUELA  
1 CAPUZ  
4 PINO  
4 CONTRAPINO  
1 GUARNIÇÃO  
1 DEFLETOR  
4 PARAFUSO  
4 ARRUELA  
4 ARRUELA  
4 PARAFUSO  
4 ARRUELA  
4 ARRUELA  
6 ARRUELA  
6 ARRUELA  
1 GUARNIÇÃO  
1 CABO  
4 PARAFUSO  
4 ARRUELA  
1 VEDAÇÃO  
1 VEDAÇÃO  
1 VEDAÇÃO  
1 PAINEL  
1 PAINEL  
2 SUPORTE  
2 ARRUELA  
2 CONTRAPINO  
3 PARAFUSO  
3 ARRUELA  
3 ARRUELA  
3 PORCA  
1 SUPORTE  
4 PINO  
4 FIXAÇÃO  
4 PARAFUSO  
4 ARRUELA  
4 ARRUELA  
4 PORCA  
4 PARAFUSO  
2 GUARNIÇÃO  
4 PARAFUSO  
4 ARRUELA  
4 PARAFUSO  
2 ALÇA  
2 PARAFUSO  
2 ARRUELA  
2 PORCA

NOSE  
GRILLE  
BEADING  
BOLT  
WASHER  
HOOD  
PIN  
DOWEL  
FOAM  
DEFLECTOR  
BOLT  
WASHER  
WASHER  
BOLT  
WASHER  
WASHER  
WASHER  
FOAM  
CABLE  
BOLT  
WASHER  
SEALING  
SEALING  
SEALING  
PANEL  
PANEL  
BRACKET  
WASHER  
DOWEL  
BOLT  
WASHER  
WASHER  
NUT  
BRACKET  
PIN  
FASTENER  
BOLT  
WASHER  
WASHER  
NUT  
BOLT  
FOAM  
BOLT  
WASHER  
BOLT  
STRAP  
BOLT  
WASHER  
NUT

NARIZ  
REJILLA  
GUARNICION  
PERNO  
ARANDELA  
CAPO  
PASADOR  
CENTRAJE  
ESPUMA  
DEFLECTOR  
PERNO  
ARANDELA  
ARANDELA  
PERNO  
ARANDELA  
ARANDELA  
ARANDELA  
ARANDELA  
ESPUMA  
CABLE  
PERNO  
ARANDELA  
VEDACION  
VEDACION  
VEDACION  
PANEL  
PANEL  
SOPORTE  
ARANDELA  
CENTRAJE  
PERNO  
ARANDELA  
ARANDELA  
TUERCA  
SOPORTE  
PASADOR  
CIERRE  
PERNO  
ARANDELA  
ARANDELA  
TUERCA  
PERNO  
ESPUMA  
PERNO  
ARANDELA  
PERNO  
FAJA  
PERNO  
ARANDELA  
TUERCA



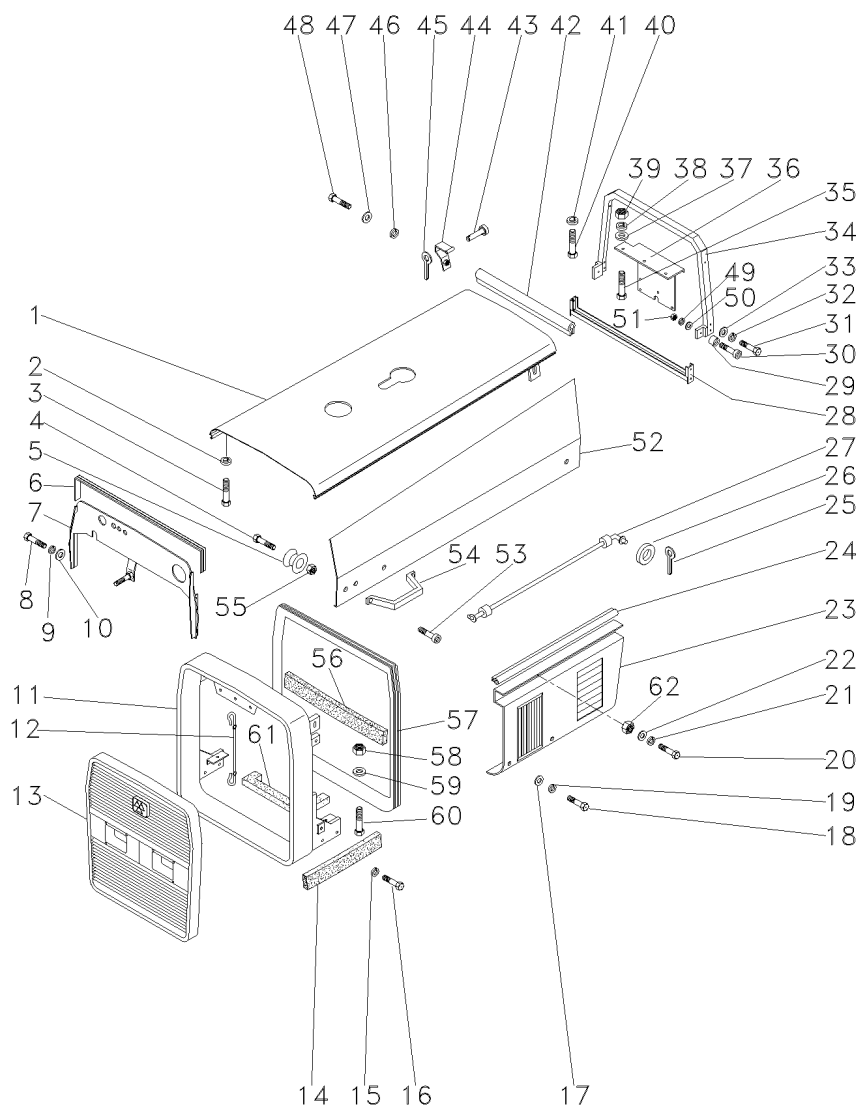
51 353679X1  
52 353446X1  
53 829185M1  
54 052581S1  
54 052582S1  
55 049141P1  
56 353676X1  
57 353446X1  
58 036508S1  
59 036680S1  
60 036322S1  
61 368897X1  
78 829185M1  
79 353679X1  
80 036753P1



4 PARAFUSO  
4 ARRUELA  
4 ARRUELA  
1 TAMPA  
1 TAMPA  
2 GUARNIÇÃO  
2 PARAFUSO  
2 ARRUELA  
4 DOBRADIÇA  
1 SUPORTE  
1 SUPORTE  
4 PORCA  
4 ARRUELA  
6 PARAFUSO  
1 GUARNIÇÃO

BOLT  
WASHER  
WASHER  
COVER  
COVER  
FOAM  
BOLT  
WASHER  
HINGE  
BRACKET  
BRACKET  
NUT  
WASHER  
BOLT  
FOAM

PERNO  
ARANDELA  
ARANDELA  
CUBIERTA  
CUBIERTA  
ESPUMA  
PERNO  
ARANDELA  
BISAGRA  
SOPORTE  
SOPORTE  
TUERCA  
ARANDELA  
PERNO  
ESPUMA



- 1 064926S1
- 2 353446X1
- 3 353679X1
- 4 353681X1
- 5 026638P1
- 6 036752P1
- 7 036463S2
- 8 391074X1
- 9 390971X1
- 10 339375X1
- 11 068296N1
- 12 022625N1
- 13 068286N1
- 14 1876210M1
- 15 353434X1
- 16 353693X1
- 17 829185M1
- 18 353676X1
- 19 353446X1
- 20 353679X1
- 21 353446X1
- 22 829185M1
- 23 063115S1
- 24 036469S1
- 25 036754P1
- 26 354059X1
- 27 829185M1
- 28 036327S1
- 29 036322S1
- 30 026637P1
- 31 360826X1
- 32 353679X1
- 33 353446X1
- 34 829185M1
- 35 036680S1
- 36 353691X1
- 37 036517P1
- 38 353756X1
- 39 353434X1
- 40 355566X1
- 41 353676X1
- 42 353446X1
- 43 036753P1
- 44 036502S1
- 45 036508S1
- 46 354059X1
- 47 353446X1
- 48 829185M1
- 49 353676X1
- 50 353446X1

100-125 No

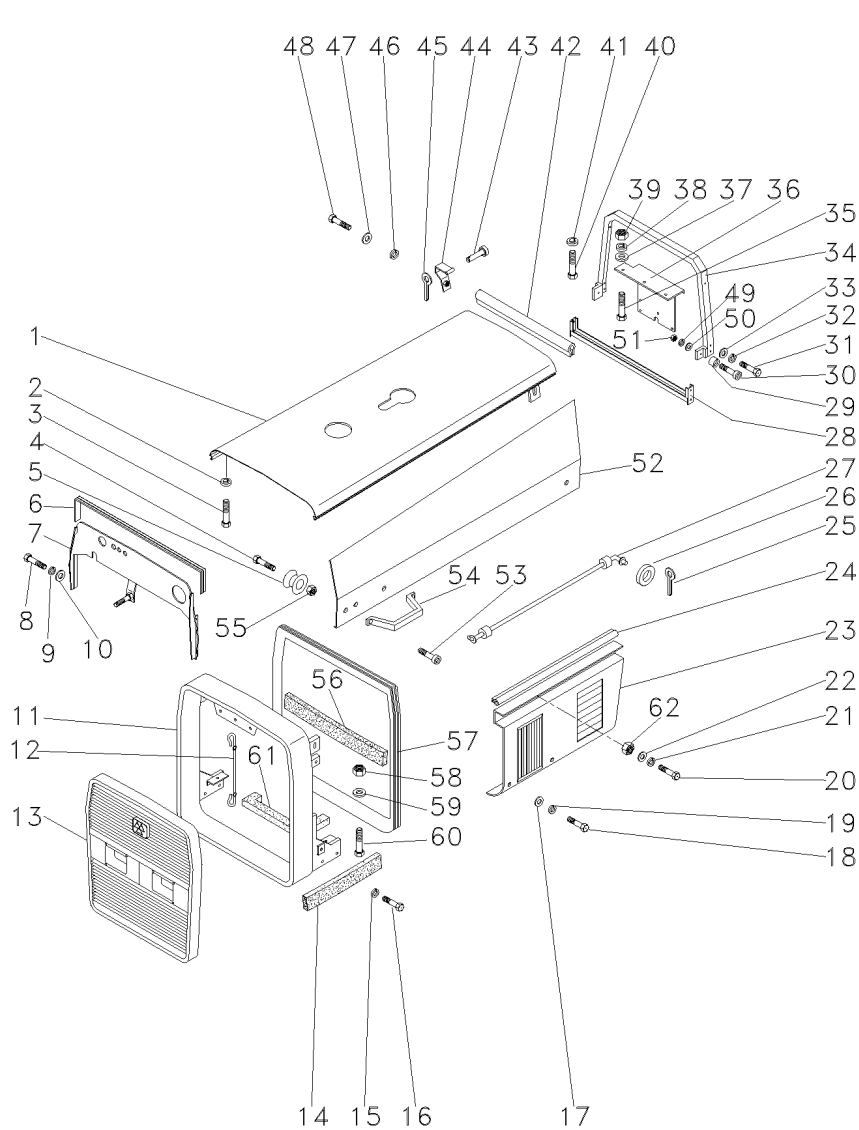
- |              |           |           |
|--------------|-----------|-----------|
| 1 CAPUZ      | HOOD      | CAPO      |
| 2 ARRUELA    | WASHER    | ARANDELA  |
| 2 PARAFUSO   | BOLT      | PERNO     |
| 4 PARAFUSO   | BOLT      | PERNO     |
| 4 PINO       | PIN       | PASADOR   |
| 1 GUARNIÇÃO  | FOAM      | ESPUMA    |
| 1 DEFLETOR   | DEFLECTOR | DEFLECTOR |
| 4 PARAFUSO   | BOLT      | PERNO     |
| 4 ARRUELA    | WASHER    | ARANDELA  |
| 4 ARRUELA    | WASHER    | ARANDELA  |
| 1 ENVOLTÓRIO | NOSE      | NARIZ     |
| 1 CABO       | CABLE     | CABLE     |
| 1 GRADE      | GRILLE    | REJILLA   |
| 2 GUARNIÇÃO  | FOAM      | ESPUMA    |
| 4 ARRUELA    | WASHER    | ARANDELA  |
| 4 PARAFUSO   | BOLT      | PERNO     |
| 4 ARRUELA    | WASHER    | ARANDELA  |
| 4 PARAFUSO   | BOLT      | PERNO     |
| 4 ARRUELA    | WASHER    | ARANDELA  |
| 4 PARAFUSO   | BOLT      | PERNO     |
| 4 ARRUELA    | WASHER    | ARANDELA  |
| 4 PARAFUSO   | BOLT      | PERNO     |
| 4 ARRUELA    | WASHER    | ARANDELA  |
| 4 ARRUELA    | WASHER    | ARANDELA  |
| 1 PAINEL     | PANEL     | PANEL     |
| 1 PAINEL     | PANEL     | PANEL     |
| 2 GUARNIÇÃO  | FOAM      | ESPUMA    |
| 2 CONTRAPINO | DOWEL     | CENTRAJE  |
| 2 ARRUELA    | WASHER    | ARANDELA  |
| 2 SUPORTE    | BRACKET   | SOPORTE   |
| 1 SUPORTE    | BRACKET   | SOPORTE   |
| 4 FIXAÇÃO    | FASTENER  | CIERRE    |
| 4 PARAFUSO   | BOLT      | PERNO     |
| 6 PARAFUSO   | BOLT      | PERNO     |
| 6 ARRUELA    | WASHER    | ARANDELA  |
| 6 ARRUELA    | WASHER    | ARANDELA  |
| 1 SUPORTE    | BRACKET   | SOPORTE   |
| 3 PARAFUSO   | BOLT      | PERNO     |
| 1 SUPORTE    | BRACKET   | SOPORTE   |
| 3 ARRUELA    | WASHER    | ARANDELA  |
| 3 ARRUELA    | WASHER    | ARANDELA  |
| 3 PORCA      | NUT       | TUERCA    |
| 2 PARAFUSO   | BOLT      | PERNO     |
| 2 ARRUELA    | WASHER    | ARANDELA  |
| 1 GUARNIÇÃO  | FOAM      | ESPUMA    |
| 4 PINO       | PIN       | PASADOR   |
| 4 DOBRADIÇA  | HINGE     | BISAGRA   |
| 4 CONTRAPINO | DOWEL     | CENTRAJE  |
| 4 ARRUELA    | WASHER    | ARANDELA  |
| 4 ARRUELA    | WASHER    | ARANDELA  |
| 4 PARAFUSO   | BOLT      | PERNO     |
| 4 ARRUELA    | WASHER    | ARANDELA  |



Lataria  
Bodywork  
Carroceria

100-25

Escapamento Horizontal - Sem Cabine  
Horizontal Exhaust - Without Cab  
Descarga Horizontal - Sin Cabina

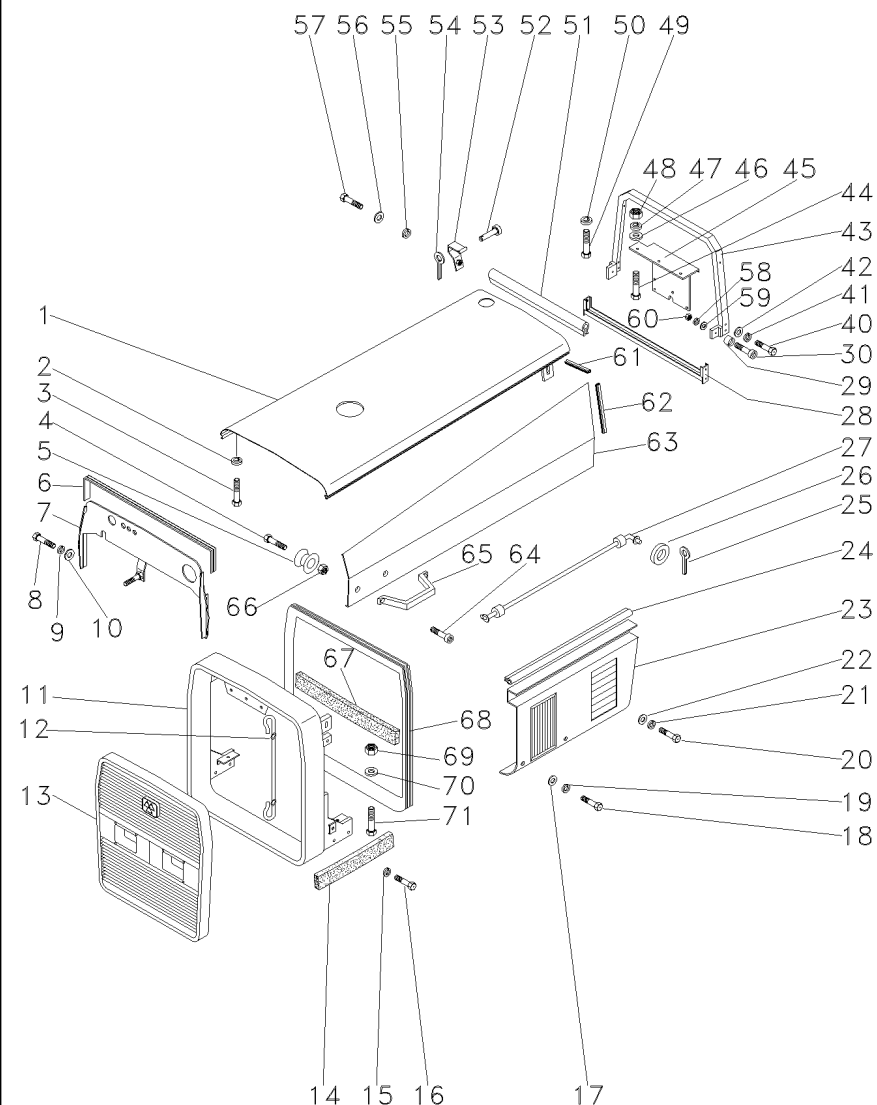


50 829185M1  
51 355565X1  
52 036676S1  
52 036677S1  
53 360826X1  
54 3589241M1  
55 368897X1  
56 3149668M1  
57 068054P1  
58 355564X1  
59 353754X1  
60 353699X1  
61 3147747M1  
63 368897X1

4 ARRUELA  
4 PORCA  
1 TAMPA  
1 TAMPA  
4 PARAFUSO  
2 ALÇA  
4 PORCA  
1 GUARNIÇÃO  
1 GUARNIÇÃO  
2 PORCA  
2 ARRUELA  
2 PARAFUSO  
1 GUARNIÇÃO  
4 PORCA

WASHER  
NUT  
COVER  
COVER  
BOLT  
STRAP  
NUT  
FOAM  
BEADING  
NUT  
WASHER  
BOLT  
FOAM  
NUT

ARANDELA  
TUERCA  
CUBIERTA  
CUBIERTA  
PERNO  
FAJA  
TUERCA  
ESPUMA  
GUARNICION  
TUERCA  
ARANDELA  
PERNO  
ESPUMA  
TUERCA



- 1 064927S1
- 2 353446X1
- 3 353679X1
- 4 353681X1
- 5 026638P1
- 6 036752P1
- 7 052495S1
- 8 391074X1
- 9 390971X1
- 10 339375X1
- 11 068296N1
- 12 022625N1
- 13 068286N1
- 14 064885N1
- 14 064886N1
- 15 353434X1
- 16 353693X1
- 17 829185M1
- 18 353676X1
- 19 353446X1
- 20 353679X1
- 21 353446X1
- 22 829185M1
- 23 063115S1
- 23 036469S1
- 24 036754P1
- 25 354059X1
- 26 829185M1
- 27 036327S1
- 28 036322S1
- 29 026637P1
- 30 360826X1
- 40 353679X1
- 41 353446X1
- 42 829185M1
- 43 036680S1
- 44 353691X1
- 45 036517P1
- 46 353756X1
- 47 353434X1
- 48 355566X1
- 49 353676X1
- 50 353446X1
- 51 036753P1
- 52 036502S1
- 53 036508S1
- 54 354059X1
- 55 353446X1
- 56 829185M1
- 57 353676X1

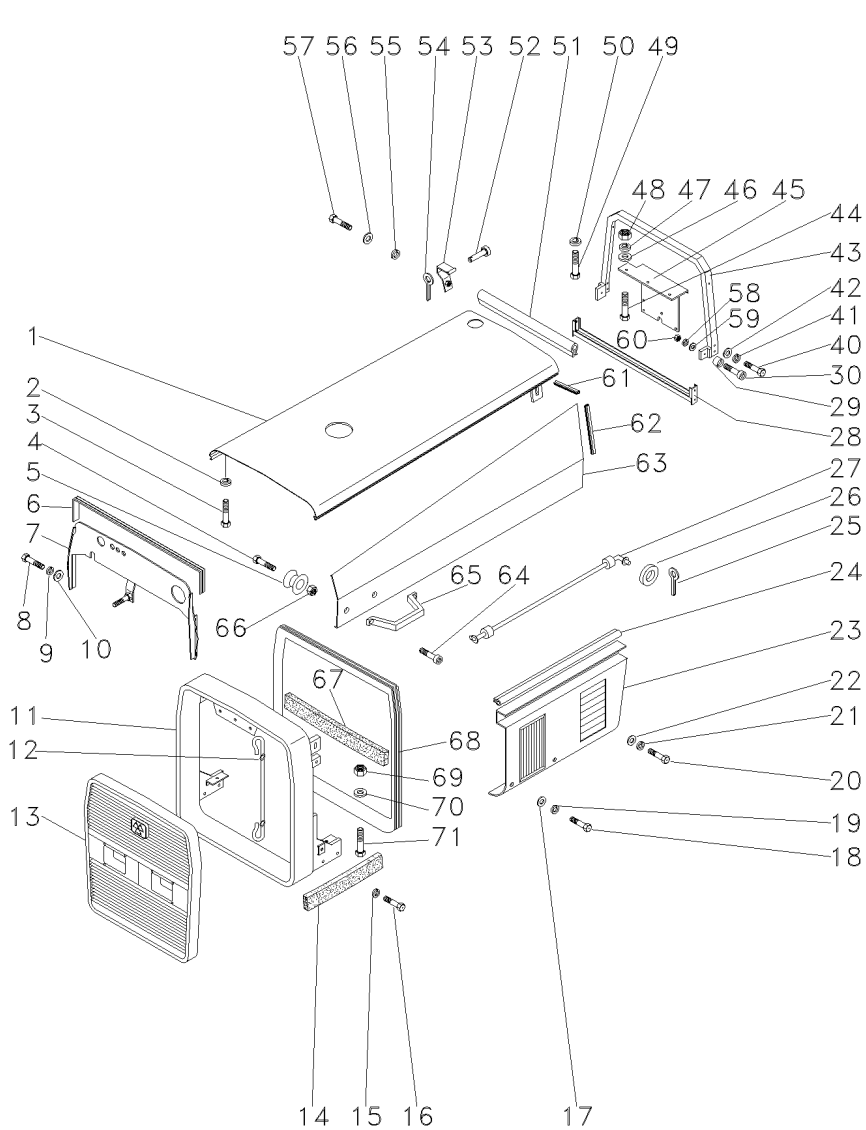
100-125 No

- |              |           |           |
|--------------|-----------|-----------|
| 1 CAPUZ      | HOOD      | CAPO      |
| 2 ARRUELA    | WASHER    | ARANDELA  |
| 2 PARAFUSO   | BOLT      | PERNO     |
| 4 PARAFUSO   | BOLT      | PERNO     |
| 4 PINO       | PIN       | PASADOR   |
| 1 GUARNIÇÃO  | FOAM      | ESPUMA    |
| 1 DEFLETOR   | DEFLECTOR | DEFLECTOR |
| 4 PARAFUSO   | BOLT      | PERNO     |
| 4 ARRUELA    | WASHER    | ARANDELA  |
| 4 ARRUELA    | WASHER    | ARANDELA  |
| 1 ENVOLTÓRIO | NOSE      | NARIZ     |
| 1 CABO       | CABLE     | CABLE     |
| 1 GRADE      | GRILLE    | REJILLA   |
| 1 VEDAÇÃO    | SEALING   | VEDACION  |
| 1 VEDAÇÃO    | SEALING   | VEDACION  |
| 4 ARRUELA    | WASHER    | ARANDELA  |
| 4 PARAFUSO   | BOLT      | PERNO     |
| 4 ARRUELA    | WASHER    | ARANDELA  |
| 4 PARAFUSO   | BOLT      | PERNO     |
| 4 ARRUELA    | WASHER    | ARANDELA  |
| 4 PARAFUSO   | BOLT      | PERNO     |
| 4 ARRUELA    | WASHER    | ARANDELA  |
| 4 ARRUELA    | WASHER    | ARANDELA  |
| 1 PAINEL     | PANEL     | PANEL     |
| 1 PAINEL     | PANEL     | PANEL     |
| 2 GUARNIÇÃO  | FOAM      | ESPUMA    |
| 2 CONTRAPINO | DOWEL     | CENTRAJE  |
| 2 ARRUELA    | WASHER    | ARANDELA  |
| 2 SUPORTE    | BRACKET   | SOPORTE   |
| 1 SUPORTE    | BRACKET   | SOPORTE   |
| 4 FIXAÇÃO    | FASTENER  | CIERRE    |
| 4 PARAFUSO   | BOLT      | PERNO     |
| 6 PARAFUSO   | BOLT      | PERNO     |
| 6 ARRUELA    | WASHER    | ARANDELA  |
| 6 ARRUELA    | WASHER    | ARANDELA  |
| 1 SUPORTE    | BRACKET   | SOPORTE   |
| 3 PARAFUSO   | BOLT      | PERNO     |
| 1 SUPORTE    | BRACKET   | SOPORTE   |
| 3 ARRUELA    | WASHER    | ARANDELA  |
| 3 ARRUELA    | WASHER    | ARANDELA  |
| 3 PORCA      | NUT       | TUERCA    |
| 2 PARAFUSO   | BOLT      | PERNO     |
| 2 ARRUELA    | WASHER    | ARANDELA  |
| 1 GUARNIÇÃO  | FOAM      | ESPUMA    |
| 4 PINO       | PIN       | PASADOR   |
| 4 DOBRADIÇA  | HINGE     | BISAGRA   |
| 4 CONTRAPINO | DOWEL     | CENTRAJE  |
| 4 ARRUELA    | WASHER    | ARANDELA  |
| 4 ARRUELA    | WASHER    | ARANDELA  |
| 4 PARAFUSO   | BOLT      | PERNO     |

Lataria  
Bodywork  
Carroceria

100-30

Escapamento Horizontal - Com Cabine  
Horizontal Exhaust - With Cab  
Descarga Horizontal - Con Cabina

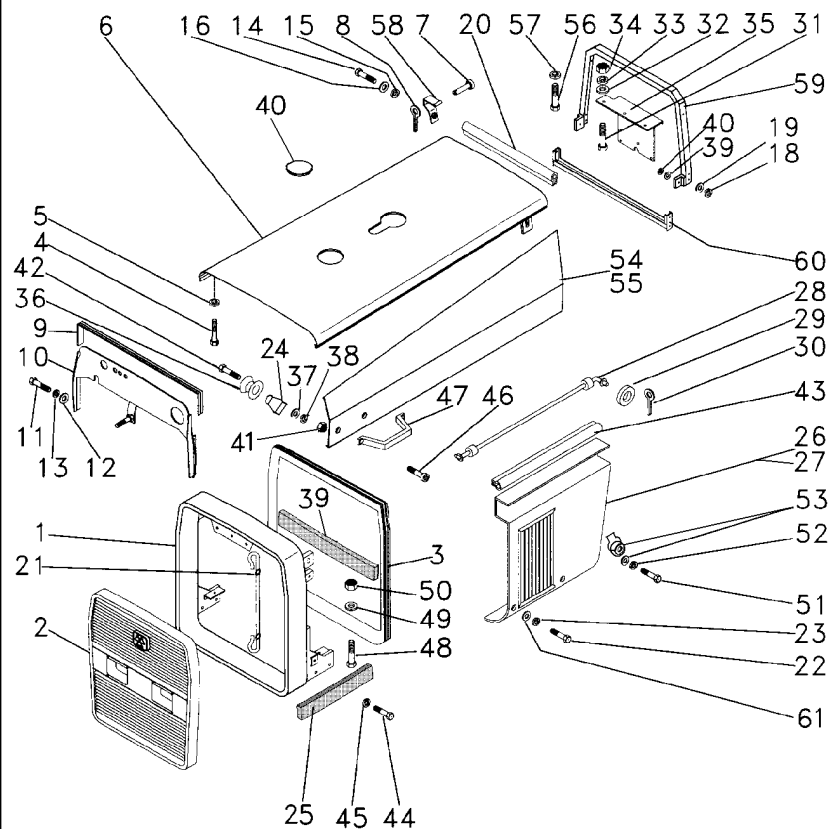


58 353446X1  
59 829185M1  
60 355565X1  
61 052597P1  
62 052596P1  
63 052581S1  
63 052582S1  
64 360826X1  
65 3589241M1  
66 368897X1  
67 064889N1  
68 068054P1  
69 355564X1  
70 353754X1  
71 353669X1

4 ARRUELA  
4 ARRUELA  
4 PORCA  
1 GUARNIÇÃO  
1 GUARNIÇÃO  
1 TAMPA  
1 TAMPA  
4 PARAFUSO  
2 ALÇA  
4 PORCA  
1 VEDAÇÃO  
1 GUARNIÇÃO  
2 PORCA  
2 ARRUELA  
2 PARAFUSO

WASHER  
WASHER  
NUT  
FOAM  
FOAM  
COVER  
COVER  
BOLT  
STRAP  
NUT  
SEALING  
BEADING  
NUT  
WASHER  
BOLT

ARANDELA  
ARANDELA  
TUERCA  
ESPUMA  
ESPUMA  
CUBIERTA  
CUBIERTA  
PERNO  
FAJA  
TUERCA  
VEDACION  
GUARNICION  
TUERCA  
ARANDELA  
PERNO



100-125 No

- 1 068296N1
- 2 068286N1
- 3 068054P1
- 4 353679X1
- 5 353446X1
- 6 036515S2
- 7 036502S1
- 8 354059X1
- 9 036752P1
- 10 6205172M91
- 11 391074X1
- 12 390971X1
- 13 339375X1
- 14 353676X1
- 15 353446X1
- 16 829185M1
- 18 353446X1
- 19 829185M1
- 20 036753P1
- 21 022625N1
- 22 353676X1
- 23 353446X1
- 24 026638P1
- 25 1876210M1
- 26 063115S1
- 27 036469S1
- 28 036327S1
- 29 829185M1
- 30 354059X1
- 31 353691X1
- 32 353756X1
- 33 353434X1
- 34 355566X1
- 35 036517P1
- 36 026637P1
- 37 829185M1
- 38 353446X1
- 39 3147747M1
- 40 054348P1
- 41 355565X1
- 42 360826X1
- 43 036754P1
- 44 353693X1
- 45 353434X1
- 46 360826X1
- 47 3589241M1
- 48 353669X1
- 49 353754X1
- 50 355564X1
- 51 353679X1

- 1 ENVOLTÓRIO
- 1 GRADE
- 1 GUARNIÇÃO
- 2 PARAFUSO
- 2 ARRUELA
- 1 CAPUZ
- 4 PINO
- 4 CONTRAPINO
- 1 GUARNIÇÃO
- 1 DEFLETOR
- 4 PARAFUSO
- 4 ARRUELA
- 4 ARRUELA
- 4 PARAFUSO
- 4 ARRUELA
- 4 ARRUELA
- 6 ARRUELA
- 6 ARRUELA
- 1 GUARNIÇÃO
- 1 CABO
- 4 PARAFUSO
- 4 ARRUELA
- 4 PINO
- 2 GUARNIÇÃO
- 1 PAINEL
- 1 PAINEL
- 2 SUPORTE
- 2 ARRUELA
- 2 CONTRAPINO
- 3 PARAFUSO
- 3 ARRUELA
- 3 ARRUELA
- 3 PORCA
- 1 SUPORTE
- 4 FIXAÇÃO
- 4 ARRUELA
- 4 ARRUELA
- 1 GUARNIÇÃO
- 1 TAMPÃO
- 4 PORCA
- 4 PARAFUSO
- 4 PARAFUSO
- 4 ARRUELA
- 4 PARAFUSO
- 2 ALÇA
- 2 PARAFUSO
- 2 ARRUELA
- 2 PORCA
- 4 PARAFUSO

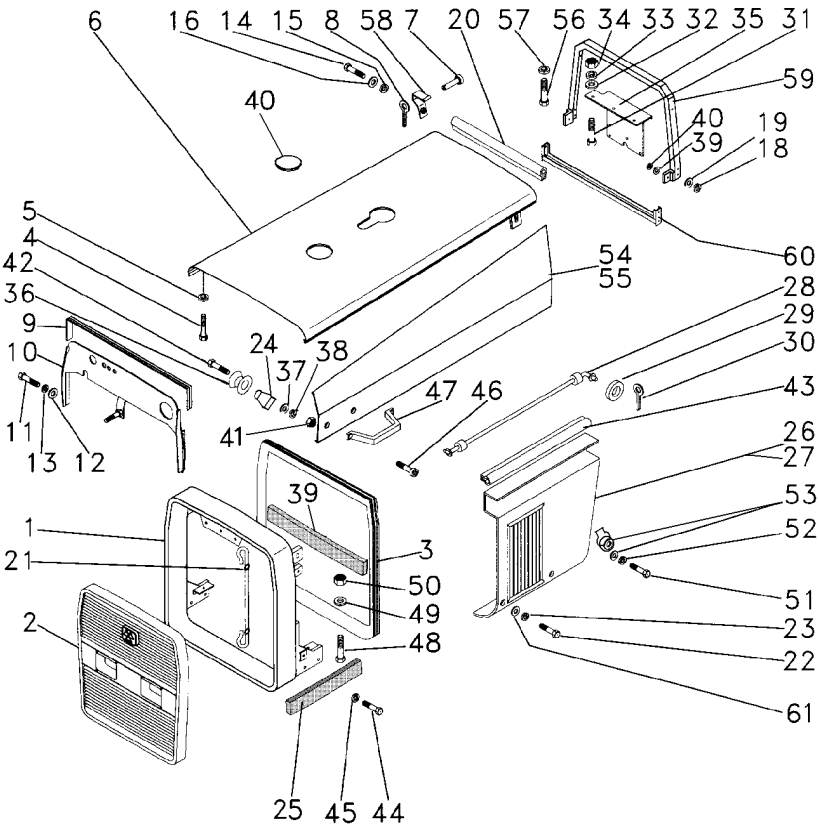
- NOSE
- GRILLE
- BEADING
- BOLT
- WASHER
- HOOD
- PIN
- DOWEL
- FOAM
- DEFLECTOR
- BOLT
- WASHER
- WASHER
- BOLT
- WASHER
- WASHER
- WASHER
- WASHER
- FOAM
- CABLE
- BOLT
- WASHER
- PIN
- FOAM
- PANEL
- PANEL
- BRACKET
- WASHER
- DOWEL
- BOLT
- WASHER
- WASHER
- NUT
- BRACKET
- FASTENER
- WASHER
- WASHER
- FOAM
- PAD
- NUT
- BOLT
- FOAM
- BOLT
- WASHER
- BOLT
- STRAP
- BOLT
- WASHER
- NUT
- BOLT

- NARIZ
- REJILLA
- GUARNICION
- PERNO
- ARANDELA
- CAPO
- PASADOR
- CENTRAJE
- ESPUMA
- DEFLECTOR
- PERNO
- ARANDELA
- ARANDELA
- PERNO
- ARANDELA
- ARANDELA
- ARANDELA
- ARANDELA
- ESPUMA
- CABLE
- PERNO
- ARANDELA
- PASADOR
- ESPUMA
- PANEL
- PANEL
- SOPORTE
- ARANDELA
- CENTRAJE
- PERNO
- ARANDELA
- ARANDELA
- TUERCA
- SOPORTE
- CIERRE
- ARANDELA
- ARANDELA
- ESPUMA
- ALMOHADILLA
- TUERCA
- PERNO
- ESPUMA
- PERNO
- ARANDELA
- PERNO
- FAJA
- PERNO
- ARANDELA
- TUERCA
- PERNO

Lataria  
Bodywork  
Carroceria

100-35

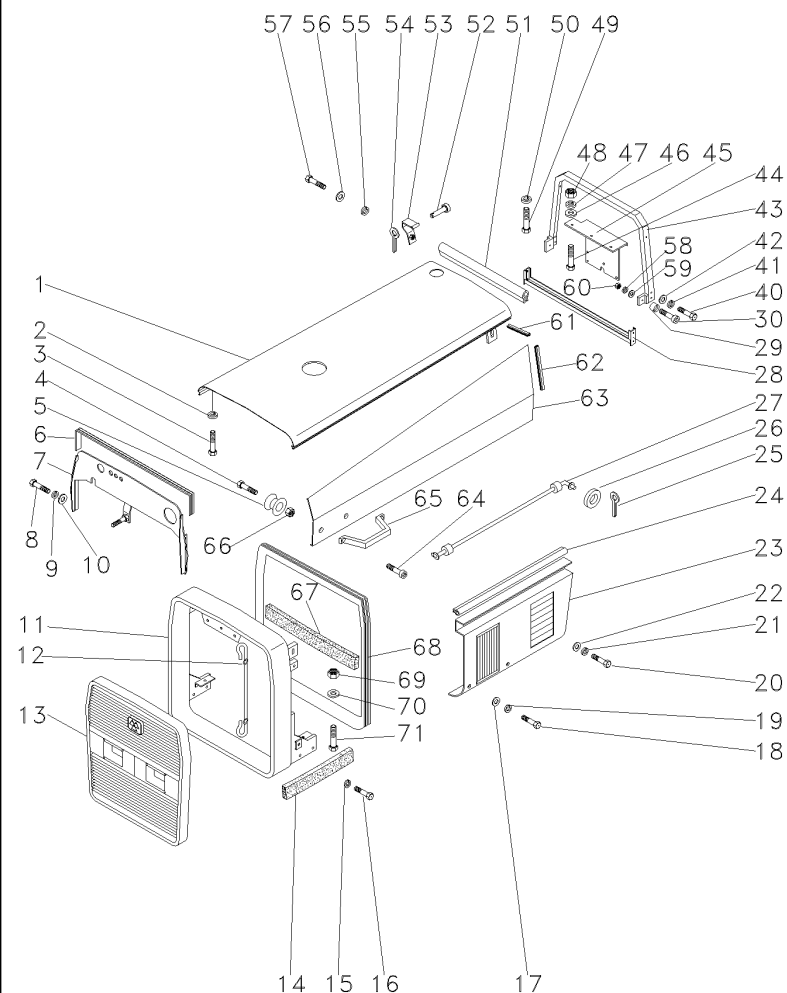
Com Fluxo Combinado - Sem Cabine  
With Combined Flow - Without Cab  
Con Combined Flow - Sin Cabina



52 353446X1  
53 829185M1  
53 368897X1  
54 036676S1  
55 036677S1  
56 353676X1  
57 353446X1  
58 036508S1  
59 036680S1  
60 036322S1  
61 829185M1



4	ARRUELA	WASHER	ARANDELA
4	ARRUELA	WASHER	ARANDELA
4	PORCA	NUT	TUERCA
1	TAMPA	COVER	CUBIERTA
1	TAMPA	COVER	CUBIERTA
2	PARAFUSO	BOLT	PERNO
2	ARRUELA	WASHER	ARANDELA
4	DOBRADIÇA	HINGE	BISAGRA
1	SUPORTE	BRACKET	SOPORTE
1	SUPORTE	BRACKET	SOPORTE
4	ARRUELA	WASHER	ARANDELA



- 1 064927S1
- 2 353446X1
- 3 353679X1
- 4 353681X1
- 5 026638P1
- 6 036752P1
- 7 6207674M91
- 8 391074X1
- 9 390971X1
- 10 339375X1
- 11 068296N1
- 12 022625N1
- 13 068286N1
- 14 064602P1
- 14 064601P1
- 15 353434X1
- 16 353693X1
- 17 829185M1
- 18 353676X1
- 19 353446X1
- 20 353679X1
- 21 353446X1
- 22 829185M1
- 23 063115S1
- 23 036469S1
- 24 036754P1
- 25 354059X1
- 26 829185M1
- 27 036327S1
- 28 036322S1
- 29 026637P1
- 30 360826X1
- 40 353679X1
- 41 353446X1
- 42 829185M1
- 43 036680S1
- 44 353691X1
- 45 036517P1
- 46 353756X1
- 47 353434X1
- 48 355566X1
- 49 353676X1
- 50 353446X1
- 51 036753P1
- 52 036502S1
- 53 036508S1
- 54 354059X1
- 55 353446X1
- 56 829185M1
- 57 353676X1

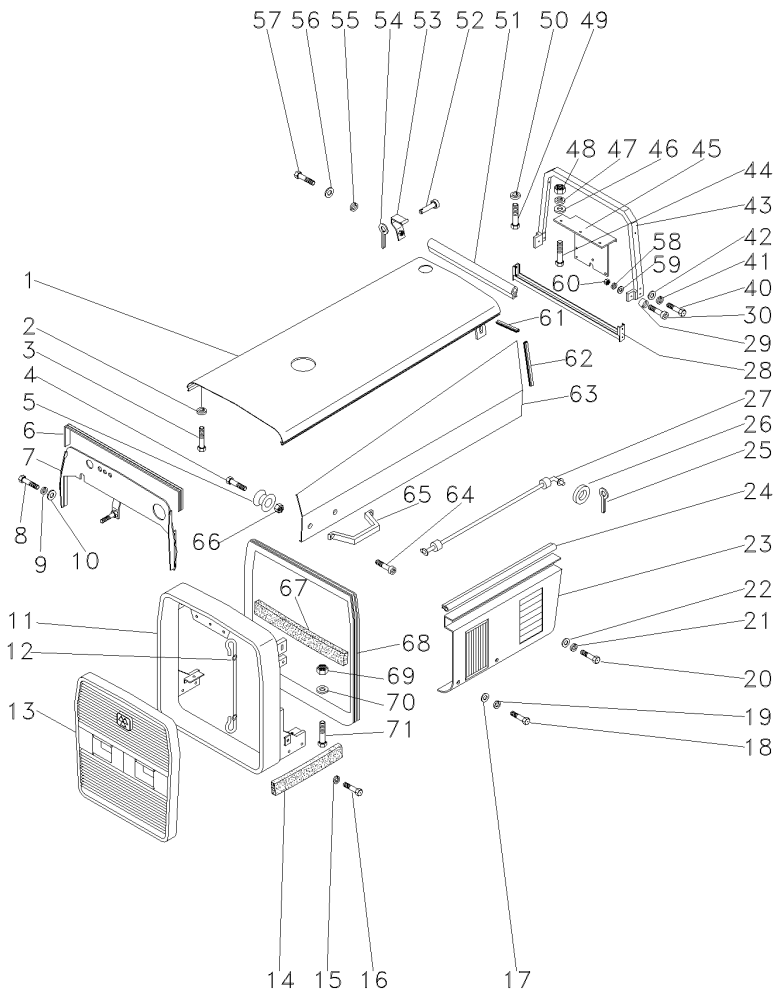
100-125 No

- |              |           |           |
|--------------|-----------|-----------|
| 1 CAPUZ      | HOOD      | CAPO      |
| 2 ARRUELA    | WASHER    | ARANDELA  |
| 2 PARAFUSO   | BOLT      | PERNO     |
| 4 PARAFUSO   | BOLT      | PERNO     |
| 4 PINO       | PIN       | PASADOR   |
| 1 GUARNIÇÃO  | FOAM      | ESPUMA    |
| 1 DEFLETOR   | DEFLECTOR | DEFLECTOR |
| 4 PARAFUSO   | BOLT      | PERNO     |
| 4 ARRUELA    | WASHER    | ARANDELA  |
| 4 ARRUELA    | WASHER    | ARANDELA  |
| 1 ENVOLTÓRIO | NOSE      | NARIZ     |
| 1 CABO       | CABLE     | CABLE     |
| 1 GRADE      | GRILLE    | REJILLA   |
| 1 VEDAÇÃO    | SEALING   | VEDACION  |
| 1 VEDAÇÃO    | SEALING   | VEDACION  |
| 4 ARRUELA    | WASHER    | ARANDELA  |
| 4 PARAFUSO   | BOLT      | PERNO     |
| 4 ARRUELA    | WASHER    | ARANDELA  |
| 4 PARAFUSO   | BOLT      | PERNO     |
| 4 ARRUELA    | WASHER    | ARANDELA  |
| 4 PARAFUSO   | BOLT      | PERNO     |
| 4 ARRUELA    | WASHER    | ARANDELA  |
| 4 ARRUELA    | WASHER    | ARANDELA  |
| 1 PAINEL     | PANEL     | PANEL     |
| 1 PAINEL     | PANEL     | PANEL     |
| 2 GUARNIÇÃO  | FOAM      | ESPUMA    |
| 2 CONTRAPINO | DOWEL     | CENTRAJE  |
| 2 ARRUELA    | WASHER    | ARANDELA  |
| 2 SUPORTE    | BRACKET   | SOPORTE   |
| 1 SUPORTE    | BRACKET   | SOPORTE   |
| 4 FIXAÇÃO    | FASTENER  | CIERRE    |
| 4 PARAFUSO   | BOLT      | PERNO     |
| 6 PARAFUSO   | BOLT      | PERNO     |
| 6 ARRUELA    | WASHER    | ARANDELA  |
| 6 ARRUELA    | WASHER    | ARANDELA  |
| 1 SUPORTE    | BRACKET   | SOPORTE   |
| 3 PARAFUSO   | BOLT      | PERNO     |
| 1 SUPORTE    | BRACKET   | SOPORTE   |
| 3 ARRUELA    | WASHER    | ARANDELA  |
| 3 ARRUELA    | WASHER    | ARANDELA  |
| 3 PORCA      | NUT       | TUERCA    |
| 2 PARAFUSO   | BOLT      | PERNO     |
| 2 ARRUELA    | WASHER    | ARANDELA  |
| 1 GUARNIÇÃO  | FOAM      | ESPUMA    |
| 4 PINO       | PIN       | PASADOR   |
| 4 DOBRADIÇA  | HINGE     | BISAGRA   |
| 4 CONTRAPINO | DOWEL     | CENTRAJE  |
| 4 ARRUELA    | WASHER    | ARANDELA  |
| 4 ARRUELA    | WASHER    | ARANDELA  |
| 4 PARAFUSO   | BOLT      | PERNO     |

Lataria  
Bodywork  
Carroceria

100-40

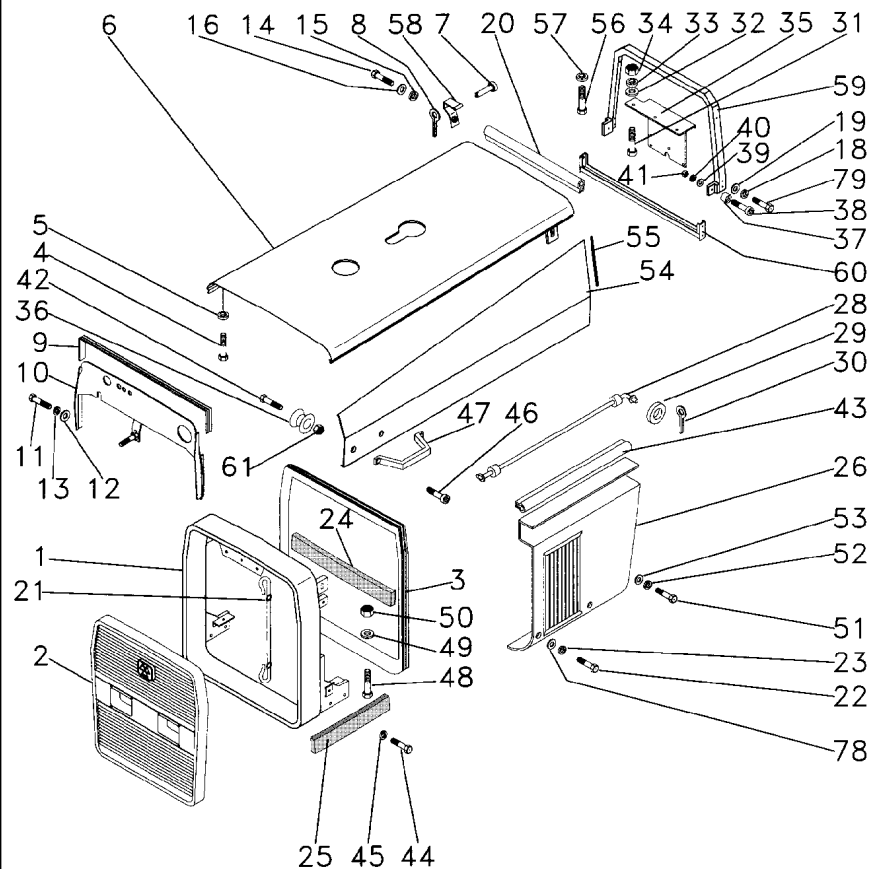
Fluxo Combinado - Escapamento Lateral - Com Cabina  
With Combined Flow - Horizontal Exhaust - With Cab  
Combined Flow - Descarga Horizontal - Con Cabina



58 353446X1  
59 829185M1  
60 355565X1  
61 052597P1  
62 052596P1  
63 052581S1  
63 052582S1  
64 360826X1  
65 3589241M1  
66 368897X1  
67 064605P1  
68 068054P1  
69 355564X1  
70 353754X1  
71 353669X1



4	ARRUELA	WASHER	ARANDELA
4	ARRUELA	WASHER	ARANDELA
4	PORCA	NUT	TUERCA
1	GUARNIÇÃO	FOAM	ESPUMA
1	GUARNIÇÃO	FOAM	ESPUMA
1	TAMPA	COVER	CUBIERTA
1	TAMPA	COVER	CUBIERTA
4	PARAFUSO	BOLT	PERNO
2	ALÇA	STRAP	FAJA
4	PORCA	NUT	TUERCA
1	VEDAÇÃO	SEALING	VEDACION
1	GUARNIÇÃO	BEADING	GUARNICION
2	PORCA	NUT	TUERCA
2	ARRUELA	WASHER	ARANDELA
2	PARAFUSO	BOLT	PERNO



- 1 068296N1
- 2 068286N1
- 3 068054P1
- 4 353679X1
- 5 353446X1
- 6 052592S1
- 7 036502S1
- 8 354059X1
- 9 036752P1
- 10 6207674M91
- 11 391074X1
- 12 390971X1
- 13 339375X1
- 14 353676X1
- 15 353446X1
- 16 829185M1
- 18 353446X1
- 19 829185M1
- 20 049142P1
- 21 022625N1
- 22 353676X1
- 23 353446X1
- 24 064605P1
- 25 064602P1
- 25 064601P1
- 26 063115S1
- 26 036469S1
- 28 036327S1
- 29 829185M1
- 30 354059X1
- 31 353691X1
- 32 353756X1
- 33 353434X1
- 34 355566X1
- 35 036517P1
- 36 026638P1
- 37 026637P1
- 38 360826X1
- 39 829185M1
- 40 353446X1
- 41 355565X1
- 42 353681X1
- 43 036754P1
- 44 353693X1
- 45 353434X1
- 46 360826X1
- 47 3589241M1
- 48 353669X1
- 49 353754X1
- 50 355564X1

100-125 No

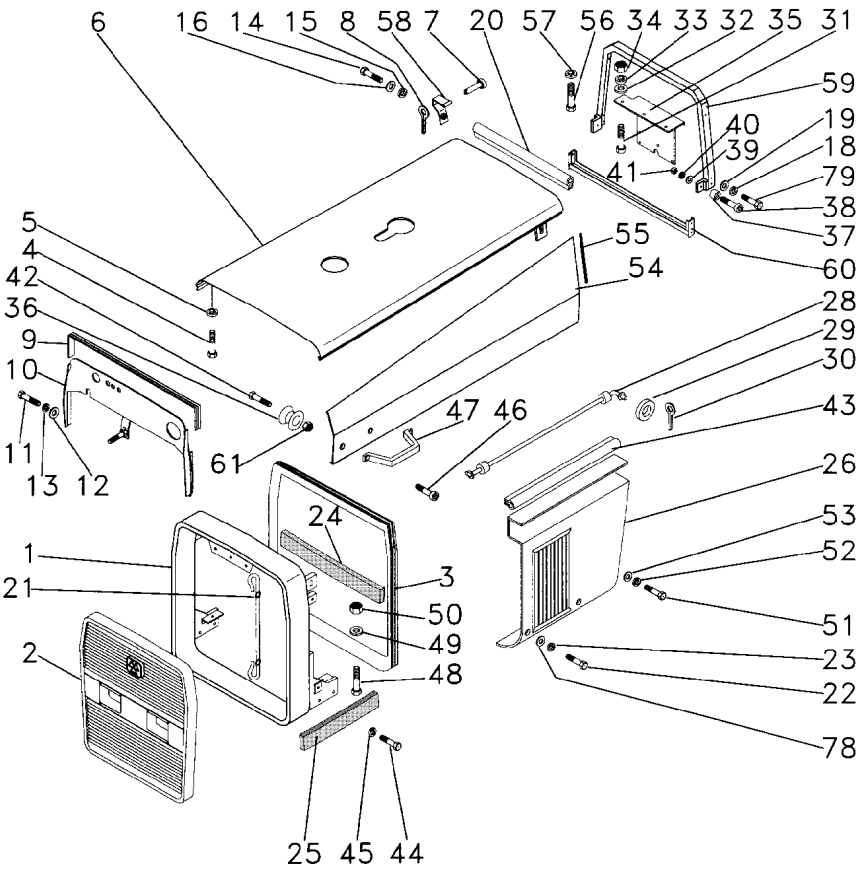


- 1 ENVOLTÓRIO
- 1 GRADE
- 1 GUARNIÇÃO
- 2 PARAFUSO
- 2 ARRUELA
- 1 CAPUZ
- 4 PINO
- 4 CONTRAPINO
- 1 GUARNIÇÃO
- 1 DEFLETOR
- 4 PARAFUSO
- 4 ARRUELA
- 4 ARRUELA
- 4 PARAFUSO
- 4 ARRUELA
- 4 ARRUELA
- 6 ARRUELA
- 6 ARRUELA
- 1 GUARNIÇÃO
- 1 CABO
- 4 PARAFUSO
- 4 ARRUELA
- 1 VEDAÇÃO
- 1 VEDAÇÃO
- 1 VEDAÇÃO
- 1 PAINEL
- 1 PAINEL
- 2 SUPORTE
- 2 ARRUELA
- 2 CONTRAPINO
- 3 PARAFUSO
- 3 ARRUELA
- 3 ARRUELA
- 3 PORCA
- 1 SUPORTE
- 4 PINO
- 4 FIXAÇÃO
- 4 PARAFUSO
- 4 ARRUELA
- 4 ARRUELA
- 4 PORCA
- 4 PARAFUSO
- 2 GUARNIÇÃO
- 4 PARAFUSO
- 4 ARRUELA
- 4 PARAFUSO
- 2 ALÇA
- 2 PARAFUSO
- 2 ARRUELA
- 2 PORCA

- NOSE
- GRILLE
- BEADING
- BOLT
- WASHER
- HOOD
- PIN
- DOWEL
- FOAM
- DEFLECTOR
- BOLT
- WASHER
- WASHER
- BOLT
- WASHER
- WASHER
- WASHER
- WASHER
- FOAM
- CABLE
- BOLT
- WASHER
- SEALING
- SEALING
- SEALING
- PANEL
- PANEL
- BRACKET
- WASHER
- DOWEL
- BOLT
- WASHER
- WASHER
- NUT
- BRACKET
- PIN
- FASTENER
- BOLT
- WASHER
- WASHER
- NUT
- BOLT
- FOAM
- BOLT
- WASHER
- BOLT
- STRAP
- BOLT
- WASHER
- NUT

- NARIZ
- REJILLA
- GUARNICION
- PERNO
- ARANDELA
- CAPO
- PASADOR
- CENTRAJE
- ESPUMA
- DEFLECTOR
- PERNO
- ARANDELA
- ARANDELA
- PERNO
- ARANDELA
- ARANDELA
- ARANDELA
- ARANDELA
- ESPUMA
- CABLE
- PERNO
- ARANDELA
- VEDACION
- VEDACION
- VEDACION
- PANEL
- PANEL
- SOPORTE
- ARANDELA
- CENTRAJE
- PERNO
- ARANDELA
- ARANDELA
- TUERCA
- SOPORTE
- PASADOR
- CIERRE
- PERNO
- ARANDELA
- ARANDELA
- TUERCA
- PERNO
- ESPUMA
- PERNO
- ARANDELA
- PERNO
- FAJA
- PERNO
- ARANDELA
- TUERCA





51 353679X1  
52 353446X1  
53 829185M1  
54 052581S1  
54 052582S1  
55 049141P1  
56 353676X1  
57 353446X1  
58 036508S1  
59 036680S1  
60 036322S1  
61 368897X1  
78 829185M1  
79 353679X1  
80 036753P1

4 PARAFUSO  
4 ARRUELA  
4 ARRUELA  
1 TAMPA  
1 TAMPA  
2 GUARNIÇÃO  
2 PARAFUSO  
2 ARRUELA  
4 DOBRADIÇA  
1 SUPORTE  
1 SUPORTE  
4 PORCA  
4 ARRUELA  
6 PARAFUSO  
1 GUARNIÇÃO

BOLT  
WASHER  
WASHER  
COVER  
COVER  
FOAM  
BOLT  
WASHER  
HINGE  
BRACKET  
BRACKET  
NUT  
WASHER  
BOLT  
FOAM

PERNO  
ARANDELA  
ARANDELA  
CUBIERTA  
CUBIERTA  
ESPUMA  
PERNO  
ARANDELA  
BISAGRA  
SOPORTE  
SOPORTE  
TUERCA  
ARANDELA  
PERNO  
ESPUMA

**Escala De Velocidades**  
**Velocity Scale**  
**Escala De Velocidades**

**100-50**

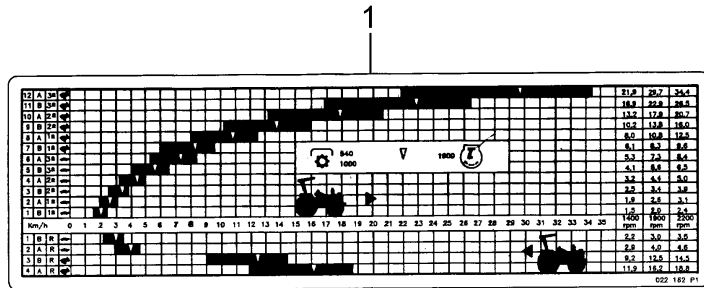
24.5-32r1
24.5-32r1
24.5-32r1

1 036809P1

## 1 DECAL

DECAL

## CALCOMANIA



Escala De Velocidades  
Velocity Scale  
Escala De Velocidades

100-55

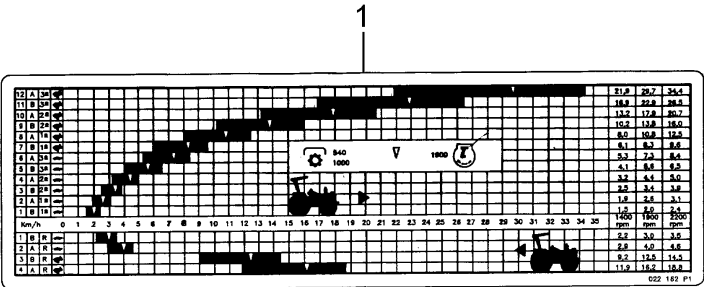
18.4-38r1 Ou 23.1-30r1 Ou 23.1-30r2  
18.4-38r1 Or 23.1-30r1 Or 23.1-30r2  
18.4-38r1 O 23.1-30r1 O 23.1-30r2

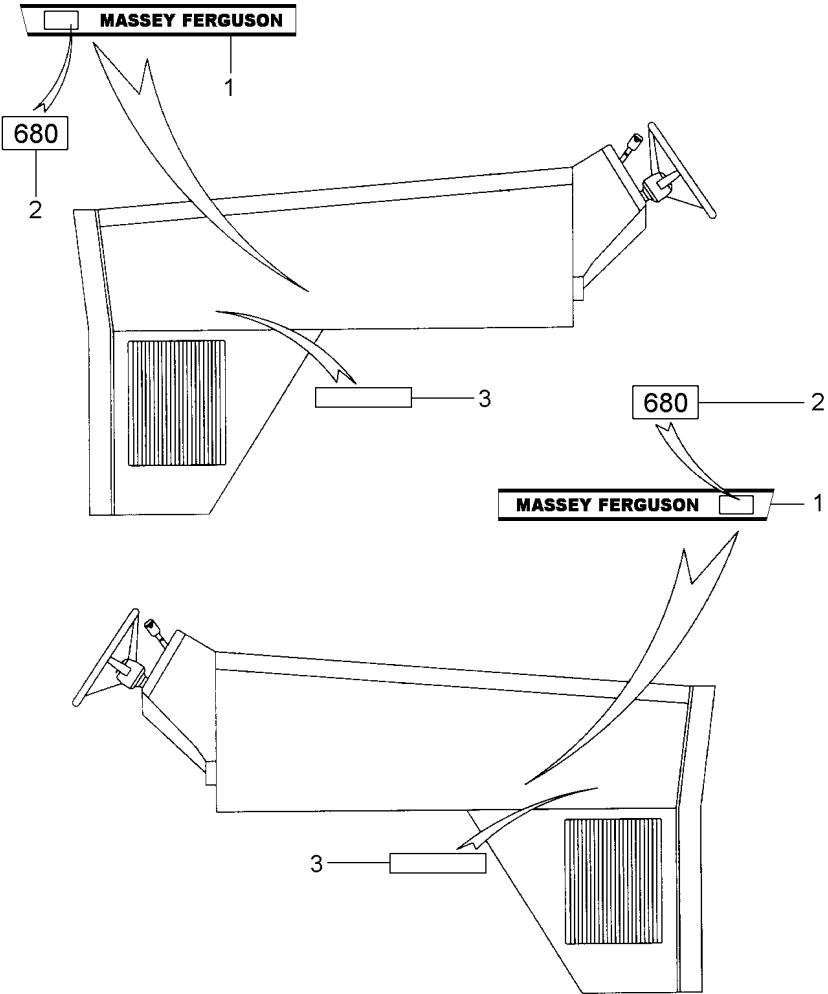
1 036808P1

1 DECAL

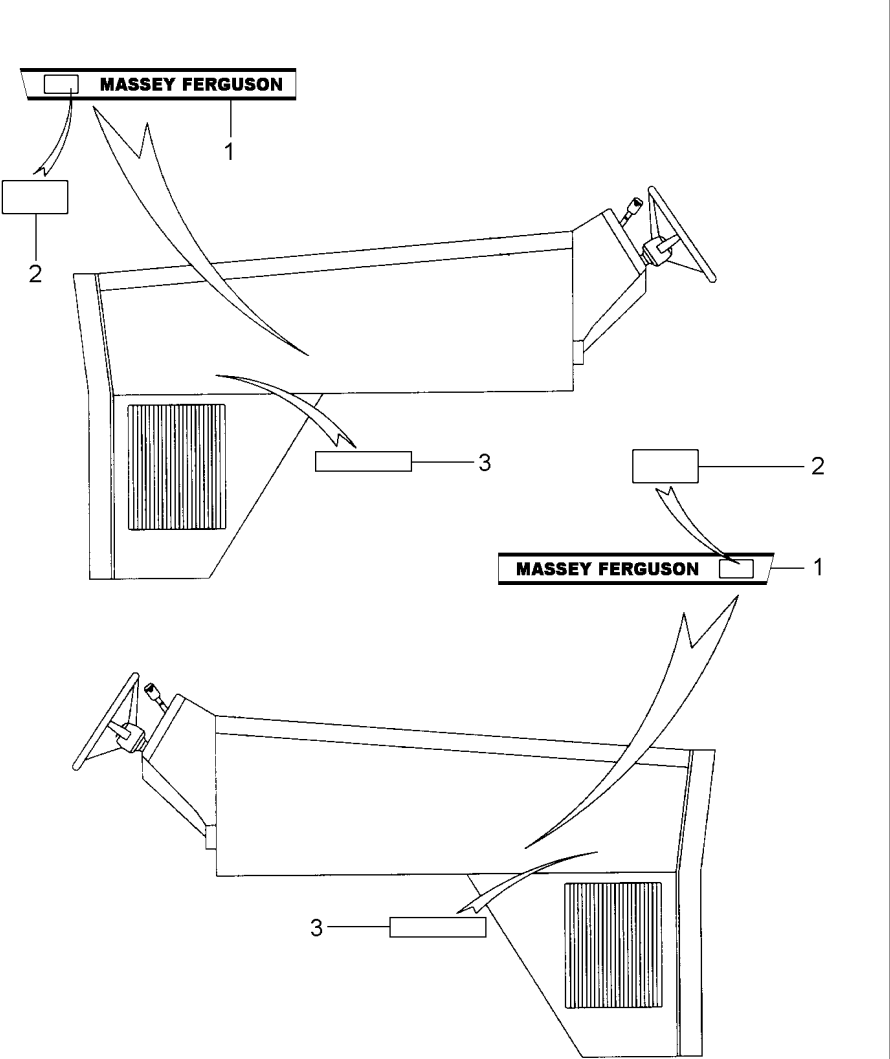
DECAL

CALCOMANIA





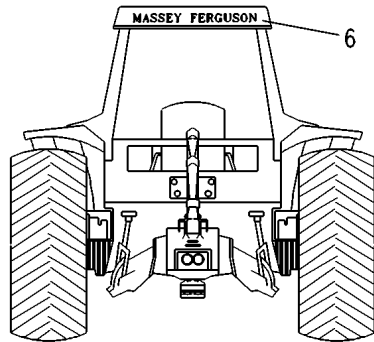
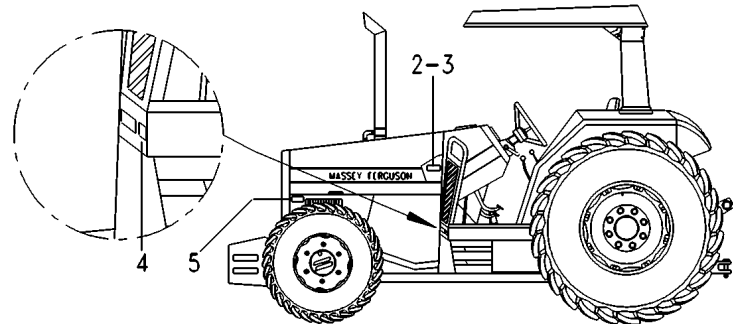
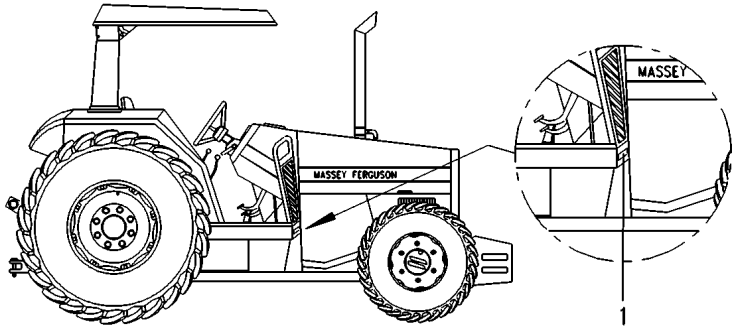
- |            |       |         |       |            |
|------------|-------|---------|-------|------------|
| 1 069071P1 | ▶     | 1 DECAL | DECAL | CALCOMANIA |
| 1 069077P1 | ◀     | 1 DECAL | DECAL | CALCOMANIA |
| 2 069094P1 |       | 2 DECAL | DECAL | CALCOMANIA |
| 3 027072P1 | TURBO | 2 DECAL | DECAL | CALCOMANIA |



- |            |         |       |            |
|------------|---------|-------|------------|
| 1 069071P1 | 1 DECAL | DECAL | CALCOMANIA |
| 2 069072P1 | 1 DECAL | DECAL | CALCOMANIA |
| 3 027072P1 | 2 DECAL | DECAL | CALCOMANIA |
| 4 069094P1 | 2 DECAL | DECAL | CALCOMANIA |
| 5 068802P1 | 1 DECAL | DECAL | CALCOMANIA |

Decalcomania  
Decal  
Calcomania

100-70



- 1 022091P1 [AF]
- 1 022092P1 [BF]
- 1 022093P1 [CF]
- 1 022094P1 [DF]
- 2 036880P1
- 3 3410581M1
- 4 037632P1 [AE]
- 4 040100P1 [CE]
- 4 040101P1 [BE]
- 4 040102P1 [DE]
- 5 022672P1 [BCD]
- 6 036587P1

[A] PORTUGUÊS  
PORTUGUESE  
PORTUGUÉS

[B] ESPANHOL  
SPANISH  
ESPAÑOL

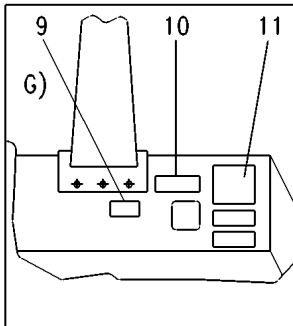
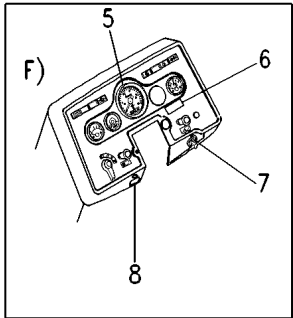
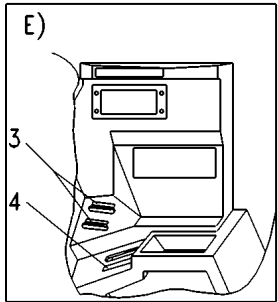
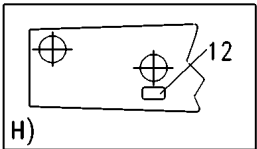
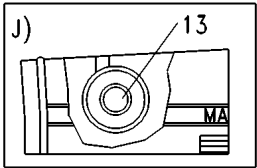
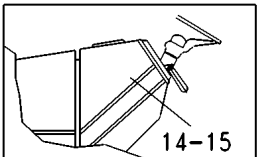
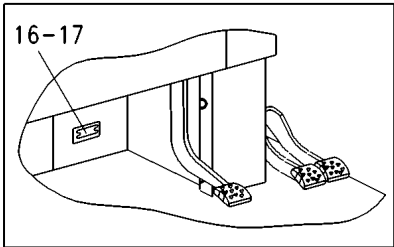
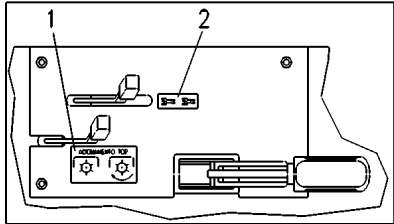
[C] INGLÊS  
ENGLISH  
INGLES

[D] FRANCÊS  
FRENCH  
FRANCES

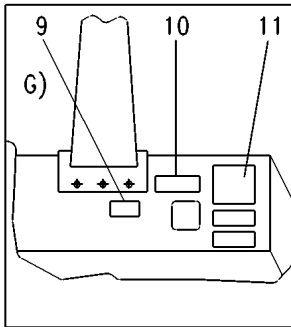
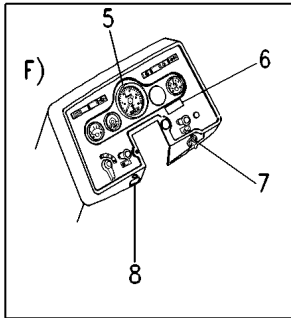
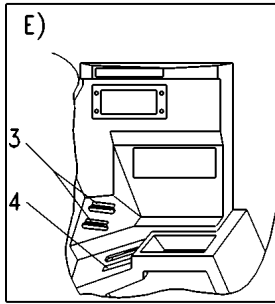
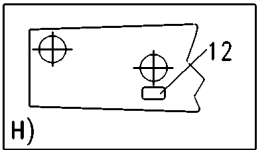
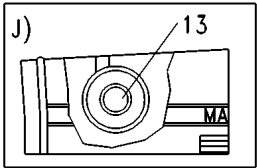
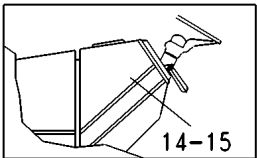
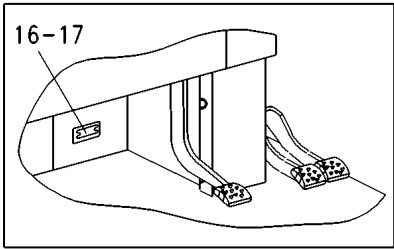
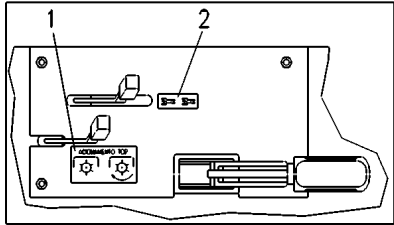
[E] ÓLEO TRANSMISSÃO  
GEAR OIL  
ACEITE TRANSMISIÓN

[F] FILTRO DE COMBUSTÍVEL  
FUEL FILTER  
FILTRO DE COMBUSTIBLE

- |          |       |            |
|----------|-------|------------|
| 1 DECAL  | DECAL | CALCOMANIA |
| 1 DECAL  | DECAL | CALCOMANIA |
| 1 DECAL  | DECAL | CALCOMANIA |
| 1 DECAL  | DECAL | CALCOMANIA |
| 1 PLACA  | PLATE | PLATO      |
| 2 REBITE | RIVET | REMACHE    |
| 1 DECAL  | DECAL | CALCOMANIA |
| 1 DECAL  | DECAL | CALCOMANIA |
| 1 DECAL  | DECAL | CALCOMANIA |
| 1 DECAL  | DECAL | CALCOMANIA |
| 1 DECAL  | DECAL | CALCOMANIA |
| 1 DECAL  | DECAL | CALCOMANIA |

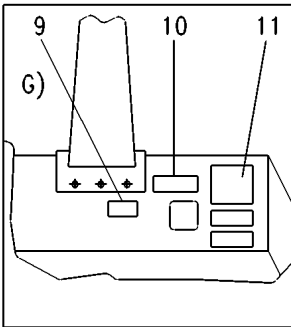
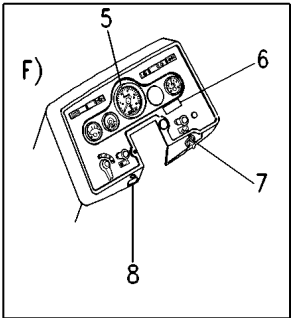
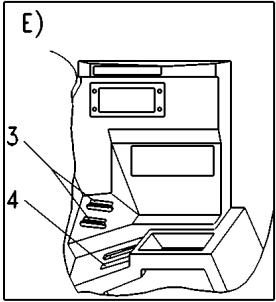
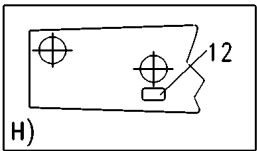
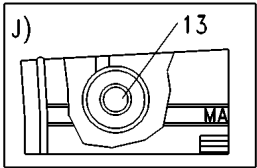
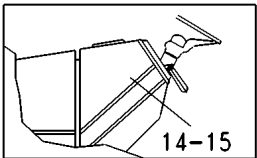
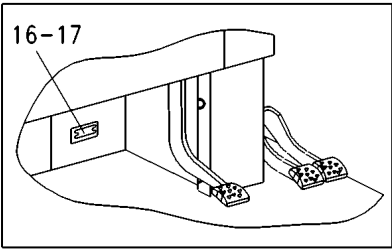
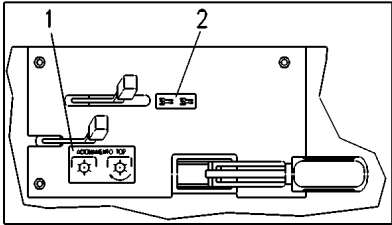


1	026065P1	[AN]	1	DECAL	DECAL	CALCOMANIA
1	026066P1	[CN]	1	DECAL	DECAL	CALCOMANIA
1	026068P1	[BN]	1	DECAL	DECAL	CALCOMANIA
1	026067P1	[DN]	1	DECAL	DECAL	CALCOMANIA
2	3585974M1	[P]	1	EMBLEMA	EMBLEM	EMBLEMA
3	3585948M1	[E]	2	EMBLEMA	EMBLEM	EMBLEMA
4	3587802M1	[EQ]	1	DECAL	DECAL	CALCOMANIA
5	2800862M1	[AFK]	1	DECAL	DECAL	CALCOMANIA
5	3410241M1	[BFK]	1	DECAL	DECAL	CALCOMANIA
5	3411432M1	[CFK]	1	DECAL	DECAL	CALCOMANIA
5	3408126M1	[DFK]	1	DECAL	DECAL	CALCOMANIA
6	3585962M1	[AFR]	1	DECAL	DECAL	CALCOMANIA
6	042273P1	[CFR]	1	DECAL	DECAL	CALCOMANIA
6	042272P1	[BFR]	1	DECAL	DECAL	CALCOMANIA
6	042274P1	[DFR]	1	DECAL	DECAL	CALCOMANIA
7	026694P1	[FM]	1	DECAL	DECAL	CALCOMANIA
8	027451P1	[AFS]	1	DECAL	DECAL	CALCOMANIA
8	047209P1	[CFS]	1	DECAL	DECAL	CALCOMANIA
8	047210P1	[BFS]	1	DECAL	DECAL	CALCOMANIA
8	047211P1	[DFS]	1	DECAL	DECAL	CALCOMANIA
9	049101P1	[AG]	1	DECAL	DECAL	CALCOMANIA
10	047204P1	[AGT]	1	DECAL	DECAL	CALCOMANIA
10	047205P1	[CGT]	1	DECAL	DECAL	CALCOMANIA
10	047206P1	[BGT]	1	DECAL	DECAL	CALCOMANIA
10	047207P1	[DGT]	1	DECAL	DECAL	CALCOMANIA
11	022100P2	[AG]	1	DECAL	DECAL	CALCOMANIA
11	040138P1	[CG]	1	DECAL	DECAL	CALCOMANIA
11	040137P1	[BG]	1	DECAL	DECAL	CALCOMANIA
11	040139P1	[DG]	1	DECAL	DECAL	CALCOMANIA
12	3146834M1	[AH]	1	DECAL	DECAL	CALCOMANIA
12	022096P1	[BH]	1	DECAL	DECAL	CALCOMANIA
12	022097P1	[CH]	1	DECAL	DECAL	CALCOMANIA
12	022098P1	[DH]	1	DECAL	DECAL	CALCOMANIA
13	022474P1	[AJ]	1	DECAL	DECAL	CALCOMANIA
13	022475P1	[CJ]	1	DECAL	DECAL	CALCOMANIA
13	022477P1	[BJ]	1	DECAL	DECAL	CALCOMANIA
13	022476P1	[DJ]	1	DECAL	DECAL	CALCOMANIA
14	036577P1		1	DECAL	DECAL	CALCOMANIA
15	036578P1		1	DECAL	DECAL	CALCOMANIA
16	3697173M1	[L]	1	PLACA	PLATE	PLATO
17	3410581M1		4	REBITE	RIVET	REMACHE
[A] PORTUGUÊS PORTUGUESE PORTUGUÊS						
[B] ESPANHOL SPANISH ESPAÑOL						



- [C] INGLÊS  
ENGLISH  
INGLES
- [D] FRANCÊS  
FRENCH  
FRANCES
- [E] PAINEL DE COMANDO  
COMMAND PANEL  
PANEL DE MANDO
- [F] PAINEL  
PANEL  
PANEL
- [G] PARÁ-LAMA LADO ESQUERDO  
LEFT MUDGUARD  
GUARDABARROS ISQUIERDO
- [H] VISTA SUPERIOR DO CAPUZ  
HOOD SUPERIOR VIEW  
VISTA SUPERIOR DO CAPO
- [J] FILTRO DE AR  
AIR CLEANER  
FILTRO DE AIRE
- [K] AMACIAMENTO MOTOR  
ENGINE (RUN IN)  
AMACIAMENTO MOTOR
- [L] MODELO E SÉRIE  
MODEL AND SERIAL  
MODELO Y SERIE
- [M] CHAVE DE PARTIDA  
STARTER SWITCH  
LLAVE DE ARRANQUE
- [N] TDP  
PTO  
TDF
- [P] ENGATE TRACÇÃO DIANTEIRA  
FRONT TRACTION CLAMP  
ENGACHE TRACCIÓN DELANTERA
- [Q] ACELERADOR  
THROTTLE  
ACELERADOR





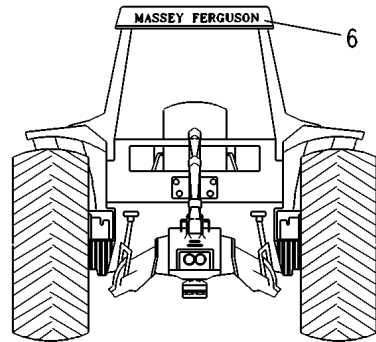
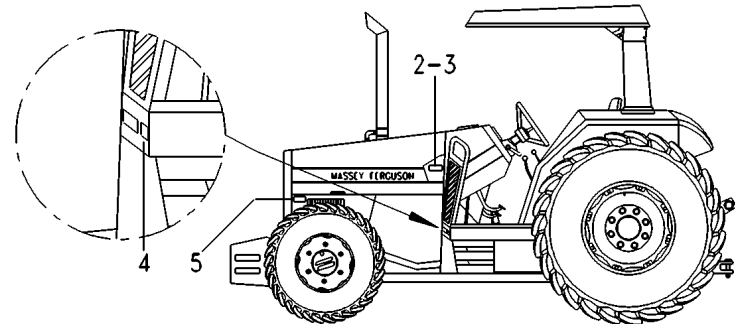
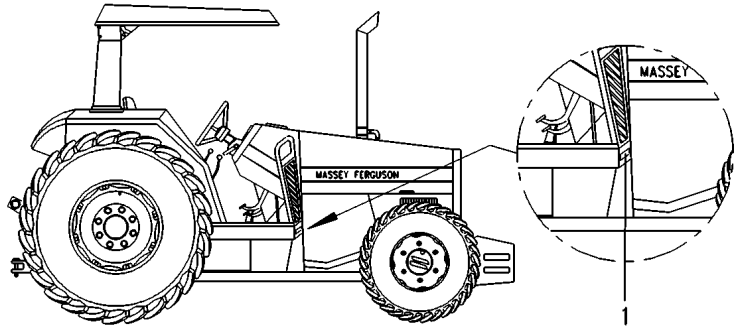
[R] MOTOR TURBO  
TURBO ENGINE  
MOTOR TURBO

[S] MOTOR EMERGÊNCIA  
EMERGENCY ENGINE  
MOTOR EMERGENCIA

[T] MÓDULO DE PROTEÇÃO DO MOTOR  
ENGINE PROTECTOR MODEL  
MÓDULO DE PROTECCIÓN DEL MOTOR

Decalcomania  
Decal  
Calcomania

100-80



- 1 022091P1 [AF]
- 1 022092P1 [BF]
- 1 022093P1 [CF]
- 1 022094P1 [DF]
- 2 036880P1
- 3 3410581M1
- 4 037632P1 [AE]
- 4 040100P1 [CE]
- 4 040101P1 [BE]
- 4 040102P1 [DE]
- 5 022672P1 [BCD]
- 6 036587P1

[A] PORTUGUÊS  
PORTUGUESE  
PORTUGUÉS

[B] ESPANHOL  
SPANISH  
ESPAÑOL

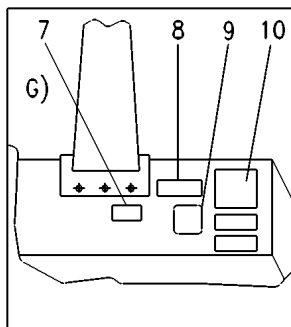
[C] INGLÊS  
ENGLISH  
INGLES

[D] FRANCÊS  
FRENCH  
FRANCES

[E] ÓLEO TRANSMISSÃO  
GEAR OIL  
ACEITE TRANSMISIÓN

[F] FILTRO DE COMBUSTÍVEL  
FUEL FILTER  
FILTRO DE COMBUSTIBLE

- |          |       |            |
|----------|-------|------------|
| 1 DECAL  | DECAL | CALCOMANIA |
| 1 DECAL  | DECAL | CALCOMANIA |
| 1 DECAL  | DECAL | CALCOMANIA |
| 1 DECAL  | DECAL | CALCOMANIA |
| 1 PLACA  | PLATE | PLATO      |
| 2 REBITE | RIVET | REMACHE    |
| 1 DECAL  | DECAL | CALCOMANIA |
| 1 DECAL  | DECAL | CALCOMANIA |
| 1 DECAL  | DECAL | CALCOMANIA |
| 1 DECAL  | DECAL | CALCOMANIA |
| 1 DECAL  | DECAL | CALCOMANIA |
| 1 DECAL  | DECAL | CALCOMANIA |



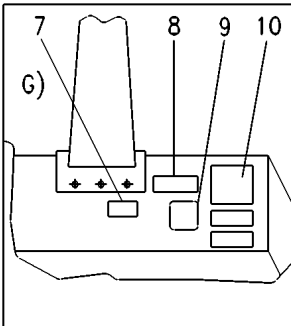
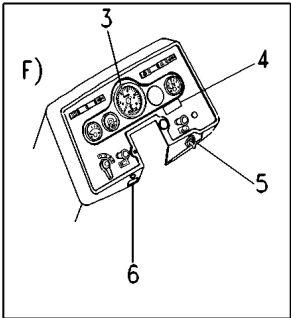
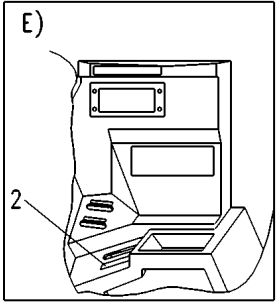
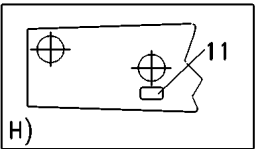
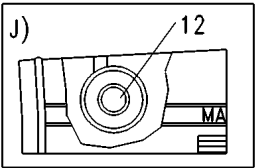
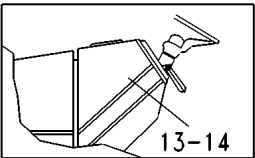
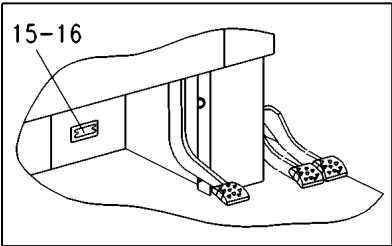
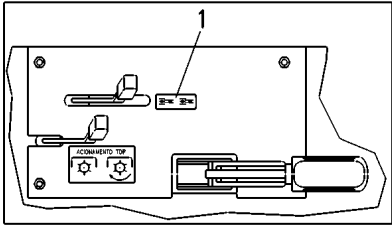
- |    |           |       |
|----|-----------|-------|
| 1  | 3585974M1 | [P]   |
| 2  | 3587802M1 | [EQ]  |
| 2  | 2800862M1 | [AFL] |
| 3  | 3410241M1 | [BFL] |
| 3  | 3411432M1 | [CFL] |
| 4  | 3585962M1 | [AFR] |
| 4  | 042273P1  | [CFR] |
| 4  | 042272P1  | [BFR] |
| 4  | 042274P1  | [DFR] |
| 5  | 026694P1  | [FN]  |
| 6  | 027451P1  | [AFS] |
| 6  | 047209P1  | [CFS] |
| 6  | 047210P1  | [BFS] |
| 6  | 047211P1  | [DFS] |
| 7  | 049101P1  | [AG]  |
| 8  | 047204P1  | [AGT] |
| 8  | 047205P1  | [CGT] |
| 8  | 047206P1  | [BGT] |
| 8  | 047207P1  | [DGT] |
| 9  | 026603P1  | [AGK] |
| 9  | 040110P1  | [CGK] |
| 9  | 040111P1  | [BGK] |
| 9  | 040112P1  | [DGK] |
| 10 | 022100P2  | [AG]  |
| 10 | 040138P1  | [CG]  |
| 10 | 040137P1  | [BG]  |
| 10 | 040139P1  | [DG]  |
| 11 | 3146834M1 | [AH]  |
| 11 | 022096P1  | [BH]  |
| 11 | 022097P1  | [CH]  |
| 11 | 022098P1  | [DH]  |
| 12 | 022474P1  | [AJ]  |
| 12 | 022475P1  | [CJ]  |
| 12 | 022477P1  | [BJ]  |
| 12 | 022476P1  | [DJ]  |
| 13 | 036577P1  |       |
| 14 | 036578P1  |       |
| 15 | 3697173M1 | [M]   |
| 16 | 3410581M1 |       |

- [A] PORTUGUÊS  
PORTUGUESE  
PORTUGUÉS

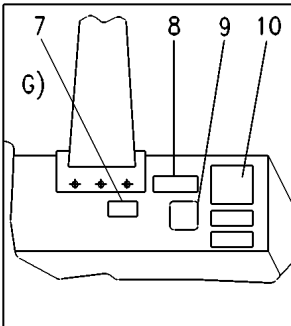
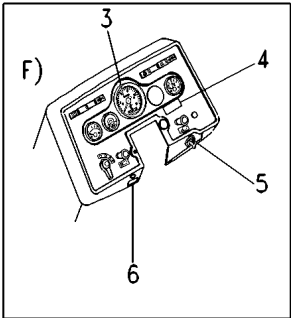
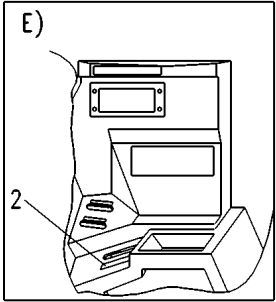
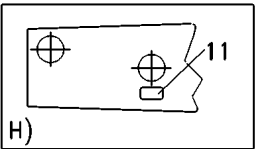
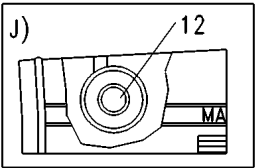
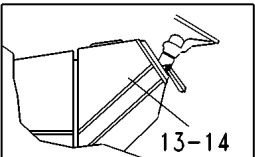
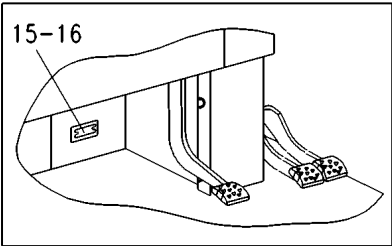
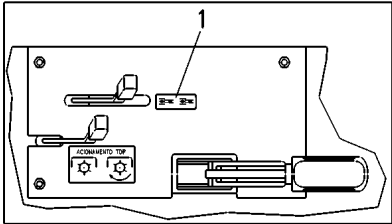
- [B] ESPANHOL  
SPANISH  
ESPAÑOL

- [C] INGLÊS  
ENGLISH  
INGLES

- |   |         |        |            |
|---|---------|--------|------------|
| 1 | EMBLEMA | EMBLEM | EMBLEMA    |
| 1 | DECAL   | DECAL  | CALCOMANIA |
| 1 | DECAL   | DECAL  | CALCOMANIA |
| 1 | DECAL   | DECAL  | CALCOMANIA |
| 1 | DECAL   | DECAL  | CALCOMANIA |
| 1 | DECAL   | DECAL  | CALCOMANIA |
| 1 | DECAL   | DECAL  | CALCOMANIA |
| 1 | DECAL   | DECAL  | CALCOMANIA |
| 1 | DECAL   | DECAL  | CALCOMANIA |
| 1 | DECAL   | DECAL  | CALCOMANIA |
| 1 | DECAL   | DECAL  | CALCOMANIA |
| 1 | DECAL   | DECAL  | CALCOMANIA |
| 1 | DECAL   | DECAL  | CALCOMANIA |
| 1 | DECAL   | DECAL  | CALCOMANIA |
| 1 | DECAL   | DECAL  | CALCOMANIA |
| 1 | DECAL   | DECAL  | CALCOMANIA |
| 1 | DECAL   | DECAL  | CALCOMANIA |
| 1 | DECAL   | DECAL  | CALCOMANIA |
| 1 | DECAL   | DECAL  | CALCOMANIA |
| 1 | DECAL   | DECAL  | CALCOMANIA |
| 1 | DECAL   | DECAL  | CALCOMANIA |
| 1 | DECAL   | DECAL  | CALCOMANIA |
| 1 | DECAL   | DECAL  | CALCOMANIA |
| 1 | DECAL   | DECAL  | CALCOMANIA |
| 1 | DECAL   | DECAL  | CALCOMANIA |
| 1 | DECAL   | DECAL  | CALCOMANIA |
| 1 | DECAL   | DECAL  | CALCOMANIA |
| 1 | PLACA   | PLATE  | PLATO      |
| 4 | REBITE  | RIVET  | REMACHE    |



- [D] FRANCÊS  
FRENCH  
FRANCES
- [E] PAINEL DE COMANDO  
COMMAND PANEL  
PANEL DE MANDO
- [F] PAINEL  
PANEL  
PANEL
- [G] PARÁ-LAMA LADO ESQUERDO  
LEFT MUDGUARD  
GUARDABARROS ISQUIERDO
- [H] VISTA SUPERIOR DO CAPUZ  
HOOD SUPERIOR VIEW  
VISTA SUPERIOR DO CAPO
- [J] FILTRO DE AR  
AIR CLEANER  
FILTRO DE AIRE
- [K] PARA TDPI 540/1000RPM  
FOR IPTO 540/1000RPM  
PER TDFI 540/1000RPM
- [L] AMACIAMENTO MOTOR  
TO RUN IN ENGINE  
PRIMERAS HORAS DEL MOTOR
- [M] MODELO E SÉRIE  
MODEL AND SERIAL  
MODELO Y SERIE
- [N] CHAVE DE PARTIDA  
STARTER SWITCH  
LLAVE DE ARRANQUE
- [P] ENGATE TRACÇÃO DIANTEIRA  
FRONT TRACTION CLAMP  
ENGACHE TRACCIÓN DELANTERA
- [Q] ACELERADOR  
THROTTLE  
ACELERADOR
- [R] MOTOR TURBO  
TURBO ENGINE  
MOTOR TURBO



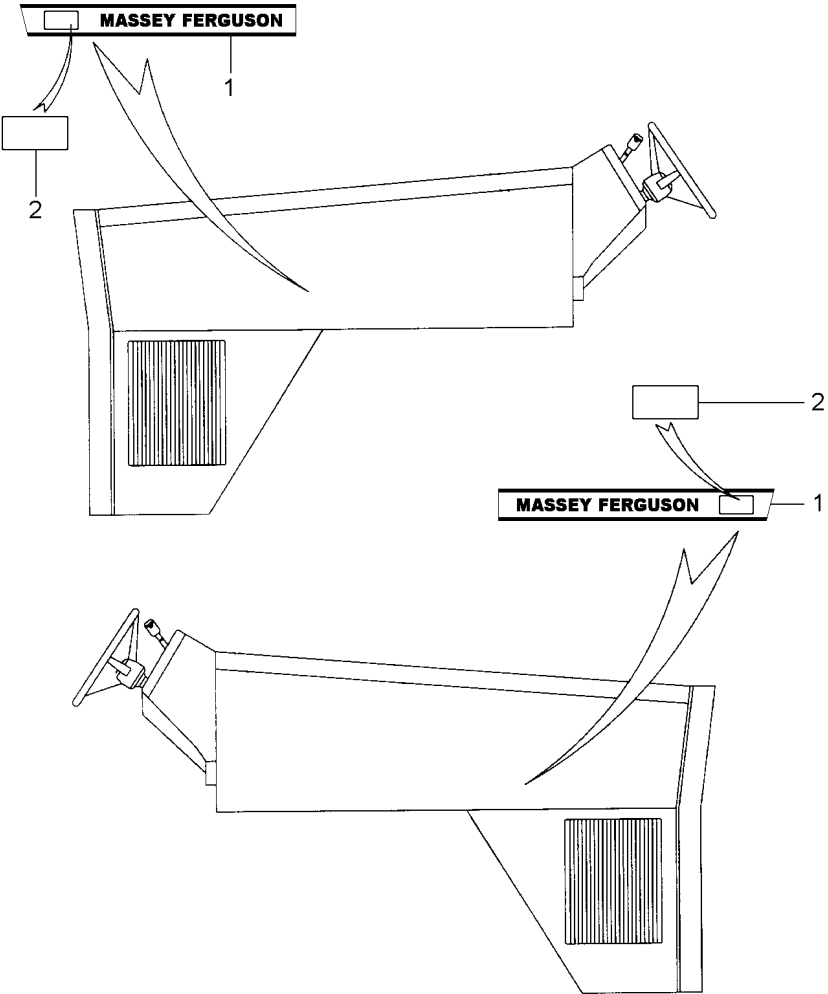
[S] MOTOR EMERGÊNCIA  
EMERGENCY ENGINE  
MOTOR EMERGENCIA

[T] MÓDULO DE PROTEÇÃO DO MOTOR  
ENGINE PROTECTOR MODEL  
MODULO DE PROTECCIÓN DEL MOTOR

Decalcomania  
Decal  
Calcomania

Com Cabina  
With Cab  
Con Cabina

100-90



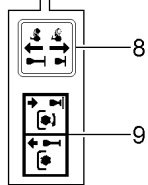
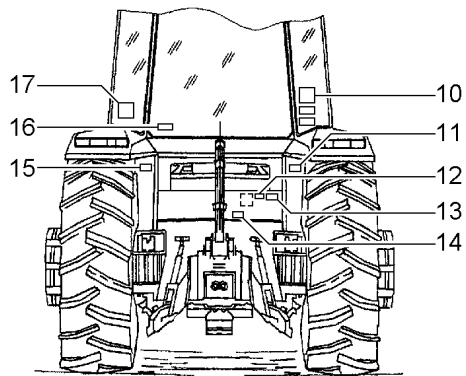
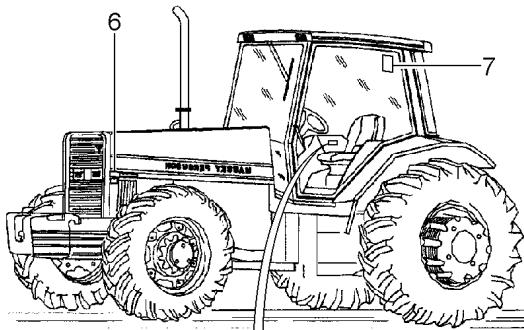

- 1 069071P1
- 1 069077P1
- 2 069094P1
- 3 068802P1
- 4 027072P1



- |         |       |            |
|---------|-------|------------|
| 1 DECAL | DECAL | CALCOMANIA |
| 1 DECAL | DECAL | CALCOMANIA |
| 2 DECAL | DECAL | CALCOMANIA |
| 1 DECAL | DECAL | CALCOMANIA |
| 2 DECAL | DECAL | CALCOMANIA |

Decalcomania
Decal
Calcomania

**100-95**

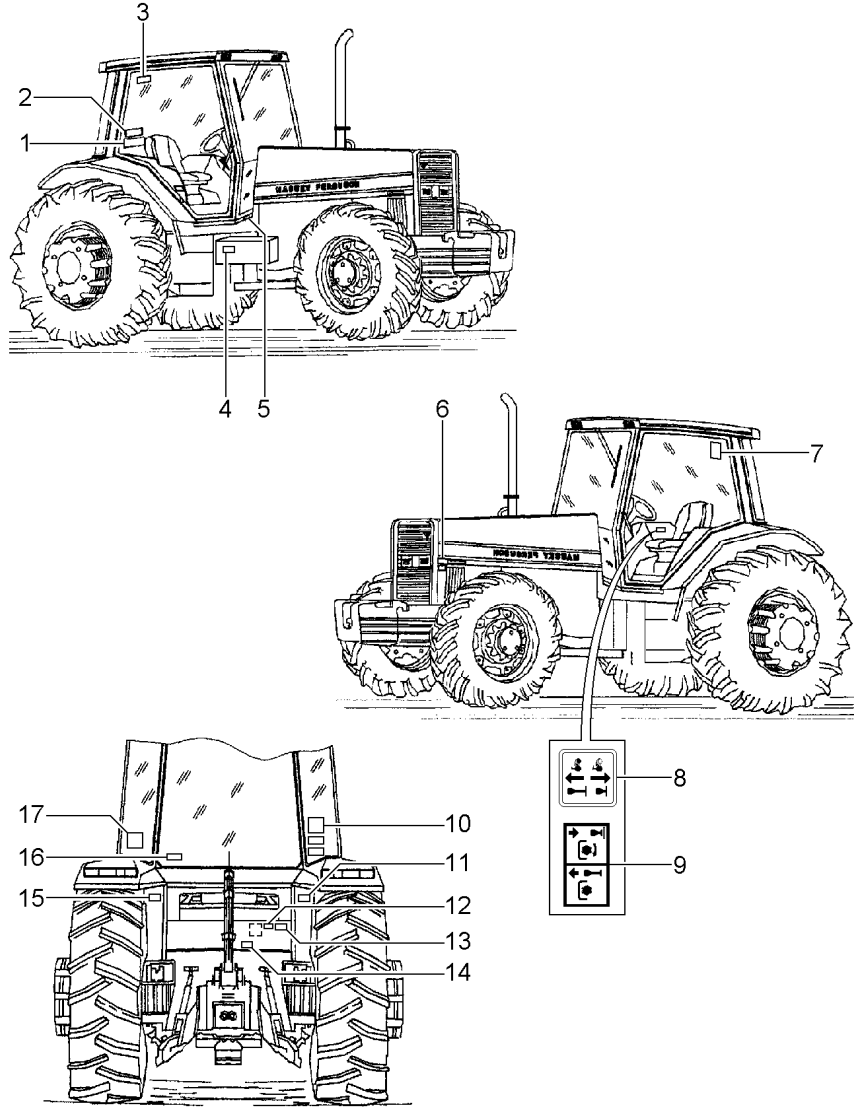


1	049101P1	[DG]
2	047205P1	[AH]
2	047206P1	[BH]
2	047207P1	[CH]
2	047204P1	[DH]
3	056387P1	[AJ]
3	056386P1	[BJ]
3	056388P1	[CJ]
3	053113P1	[DJ]
4	056384P1	[AV]
4	056383P1	[BV]
4	056385P1	[CV]
4	056382P1	[DV]
5	022093P1	[AP]
5	022092P1	[BP]
5	022094P1	[CP]
5	022091P1	[DP]
6	022672P1	[ABCE]
7	056390P1	[AK]
7	056389P1	[BK]
7	056391P1	[CK]
7	053130P1	[DK]
8	053103P1	[R]
9	053102P1	[S]
10	040137P1	[AM]
10	040138P1	[BM]
10	040139P1	[CM]
10	036759P1	[DM]
11	056395P1	[AZ]
11	056394P1	[BZ]
11	056396P1	[CZ]
11	056393P1	[DZ]
12	3697173M1	[T]
12	3410581M1	
13	036880P1	[U]
13	3410581M1	
14	042114P1	[AN]
14	042264P1	[BN]
14	042265P1	[CN]
14	3586819M2	[DN]
15	056401P1	[AX]
15	056400P1	[BX]
15	056402P1	[CX]
15	056399P1	[DX]
16	056373P1	[AL]
16	056372P1	[BL]
16	056374P1	[CL]
16	053112P1	[DL]
17	040110P1	[AF]
17	040111P1	[BF]

[illegible]

Decalcomania  
Decal  
Calcomania

100-95

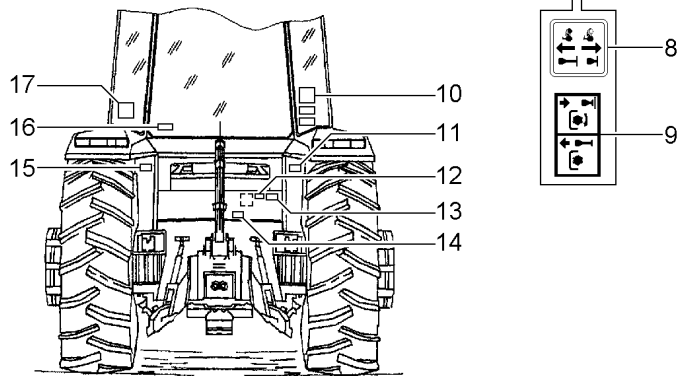
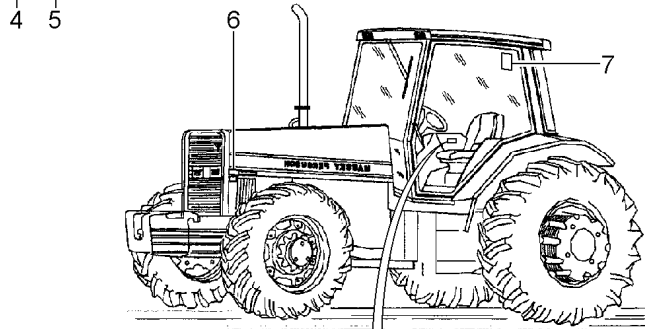
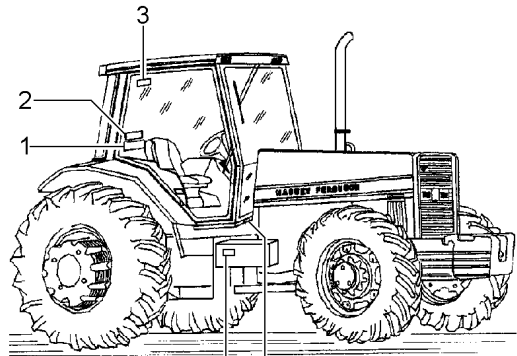


17	040112P1	[CF]	1	DECAL	DECAL	CALCOMANIA
17	026603P1	[DF]	1	DECAL	DECAL	CALCOMANIA
[A]	VERSÃO INGLÊS ENGLISH VERSION VERSION INGLES					
[B]	VERSÃO ESPANHOL SPANISH VERSION VERSION ESPAÑOL					
[C]	VERSÃO FRANCÊS FRENCH VERSION VERSION FRANCES					
[D]	VERSÃO PORTUGUÊS PORTUGUESE VERSION VERSION PORTUGUES					
[E]	MADE IN BRAZIL MADE IN BRAZIL MADE IN BRAZIL					
[F]	TDPI 540/1000 IPTO 540/1000 TDFI 540/1000					
[G]	ATENDIMENTO AO CONSUMIDOR OWNER - CALL PHONE ATENDIMENTO AL CONSUMIDOR					
[H]	MÓDULO DE PROTEÇÃO DO MOTOR ENGINE PROTECTOR MODEL MODULO DE PROTECCIÓN DEL MOTOR					
[J]	CABINA CLIMATIZADA CLIMATED CAB CABINA CLIMATIZADA					
[K]	INSPEÇÃO AR CONDICIONADO AIR CONDITIONING INSPECTION INSPECCIÓN AIRE ACONDICIONADO					
[L]	CUIDADO WARNING CUIDADO					
[M]	INSTRUÇÕES INSTRUCTIONS INSTRUCCIONES					



Decalcomania  
Decal  
Calcomania

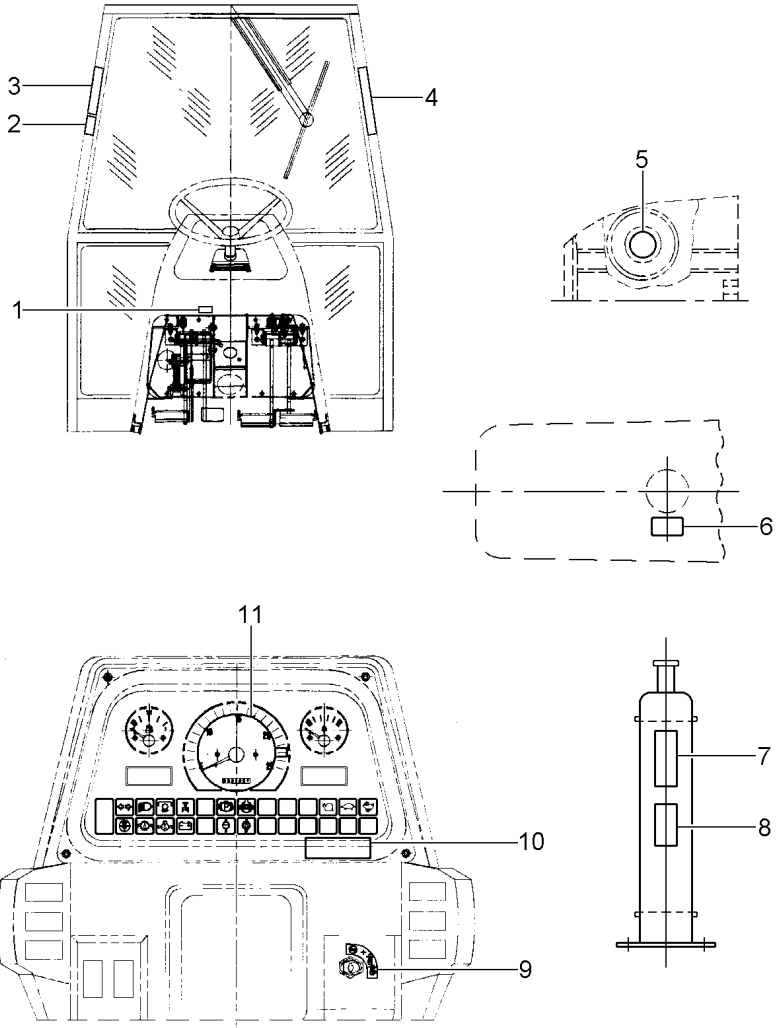
100-95



- [N] ÓLEO TRANSMISSÃO  
GEAR OIL  
ACEITE TRANSMISIÓN
- [P] FILTRO DE COMBUSTÍVEL  
FUEL FILTER  
FILTRO DE COMBUSTIBLE
- [R] TRAÇÃO 4X4  
4WD  
TRACCIÓN 4X4
- [S] ACIONAMENTO TDP  
PTO DRIVE  
ACCIONAMIENTO TDF
- [T] MODELO E SÉRIE  
MODEL AND SERIAL  
MODELO Y SERIE
- [U] MODELO E SÉRIE DO MONOBLOCO  
MODEL AND MONOBLOC SERIE  
MODELO Y SERIE DEL MONOBLOC
- [V] BATERIA  
BATTERY  
BATERIA
- [X] EVITE CAPOTAGEM  
AVOID OVERTURN  
EVITAR TOMBAMENTO
- [Z] ACOPLAMENTO TDP  
PTO ACCOUPLING  
ACOPLAMENTO TDF

Decalcomania  
Decal  
Calcomania

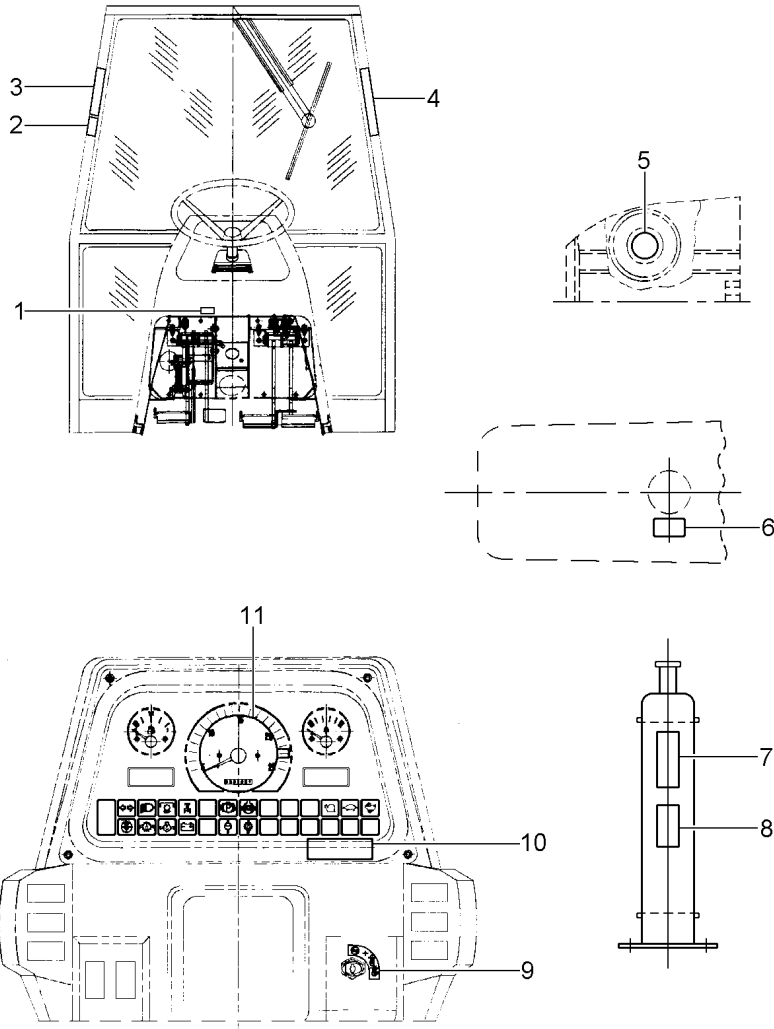
100-100



1	053119P1	[G]	1	DECAL	DECAL	CALCOMANIA
2	056569P1	[AN]	1	DECAL	DECAL	CALCOMANIA
2	056568P1	[BN]	1	DECAL	DECAL	CALCOMANIA
2	056670P1	[CN]	1	DECAL	DECAL	CALCOMANIA
2	056567P1	[DN]	1	DECAL	DECAL	CALCOMANIA
3	3782489M1	[L]	1	DECAL	DECAL	CALCOMANIA
4	056406P1	[AM]	1	DECAL	DECAL	CALCOMANIA
4	056405P1	[BM]	1	DECAL	DECAL	CALCOMANIA
4	056407P1	[CM]	1	DECAL	DECAL	CALCOMANIA
4	056404P1	[DM]	1	DECAL	DECAL	CALCOMANIA
5	022475P1	[AF]	1	DECAL	DECAL	CALCOMANIA
5	022477P1	[BF]	1	DECAL	DECAL	CALCOMANIA
5	022476P1	[CF]	1	DECAL	DECAL	CALCOMANIA
5	022474P1	[DF]	1	DECAL	DECAL	CALCOMANIA
6	022097P1	[AE]	1	DECAL	DECAL	CALCOMANIA
6	022096D1	[BE]	1	DECAL	DECAL	CALCOMANIA
6	022098P1	[CE]	1	DECAL	DECAL	CALCOMANIA
6	3146834M1	[DE]	1	DECAL	DECAL	CALCOMANIA
7	3808554M2	[R]	1	DECAL	DECAL	CALCOMANIA
8	3808499M2	[P]	2	DECAL	DECAL	CALCOMANIA
9	026694P1	[J]	1	DECAL	DECAL	CALCOMANIA
10	042273P1	[AK]	1	DECAL	DECAL	CALCOMANIA
10	042272P1	[BK]	1	DECAL	DECAL	CALCOMANIA
10	042274P1	[CK]	1	DECAL	DECAL	CALCOMANIA
10	3585962M1	[DK]	1	DECAL	DECAL	CALCOMANIA
11	3411432M1	[AH]	1	DECAL	DECAL	CALCOMANIA
11	3410241M1	[BH]	1	DECAL	DECAL	CALCOMANIA
11	3408126M1	[CH]	1	DECAL	DECAL	CALCOMANIA
11	2800862M1	[DH]	1	DECAL	DECAL	CALCOMANIA
[A] VERSÃO INGLÊS ENGLISH VERSION VERSION INGLES						
[B] VERSÃO ESPANHOL SPANISH VERSION VERSION ESPAÑOL						
[C] VERSÃO FRANCÊS FRENCH VERSION VERSION FRANCES						
[D] VERSÃO PORTUGUÊS PORTUGUESE VERSION VERSION PORTUGUES						
[E] REABERTURA SISTEMA REFRIGERAÇÃO REFRESHING SYSTEM - REOPEN REAPERTURA SISTEMA ENFRIAMIENTO						

Decalcomania  
Decal  
Calcomania

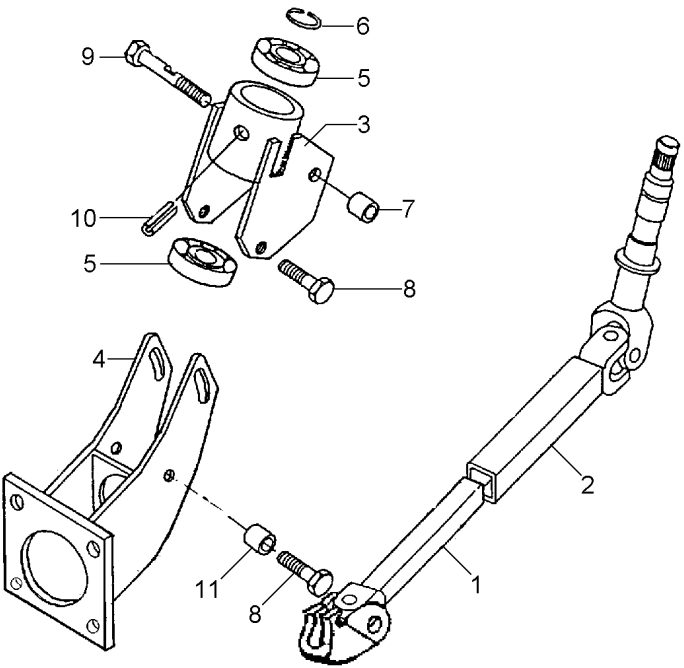
100-100



- [F] RESTRIÇÃO  
RESTRICTION  
RESTRICIÓN
- [G] BLOQUEIO  
BLOCKAGE  
BLOQUEO
- [H] AMACIAMENTO MOTOR  
ENGINE (RUN IN)  
AMACIAMENTO MOTOR
- [J] EMBLEMA CHAVE PARTIDA  
STARTER KEY DECAL  
CALCO LLAVE SALIDA
- [K] MOTOR DA TURBINA  
TURBINE ENGINE  
MOTOR DE LA TURBINA
- [L] FREIO DE ESTACIONAMENTO  
PARKING BREAK  
FRENO DE ESTACIONAMIENTO
- [M] CUIDADO  
WARNING  
CUIDADO
- [N] SAÍDA DE EMERGÊNCIA  
EMERGENCY EXIT  
SALIDA DE EMERGENCIA
- [P] VENTONHA DO MOTOR  
ENGINE FAN  
VENTILADOR DEL MOTOR
- [R] PEÇAS QUENTES  
HEAT PARTS  
PIEZAS CALIENTES

Coluna De Direção  
Steering Colmn  
Column De La Direccion

100-105



- 1 027574S1
- 2 027577S1
- 3 020572S1
- 4 027610S1
- 5 391077X1
- 6 020570R1
- 7 035824P1
- 8 339228X1
- 9 020575P1
- 10 357618X1
- 11 020568P1



M8X1.25X12  
M10X1.5X20

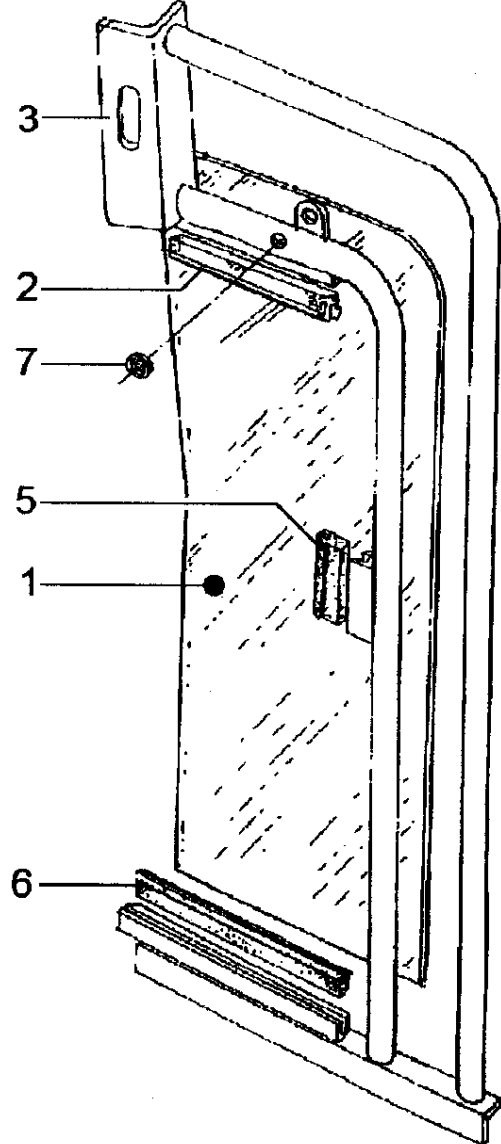
- 1 COLUNA
- 1 COLUNA
- 1 CARÇAÇA
- 1 SUPORTE
- 2 ROLAMENTO
- 1 ANEL
- 2 ESPAÇADOR
- 2 PARAFUSO
- 1 PARAFUSO
- 1 PINO
- 1 BUCHA

- COLUMN
- COLUMN
- HOUSING
- BRACKET
- BEARING
- RING
- SPACER
- BOLT
- BOLT
- PIN
- BUSH

- COLUMNNA
- COLUMNNA
- ALOJAMIENTO
- SOPORTE
- COJINETE
- ARO
- PIEZA DISTANCIA
- PERNO
- PERNO
- PASADOR
- CASQUILLO

Defletor  
Deflector  
Deflector

100-110



- 1 035960P1
- 2 026497P1
- 3 035964S1
- 5 026494P1
- 6 036343P1
- 7 033091P1



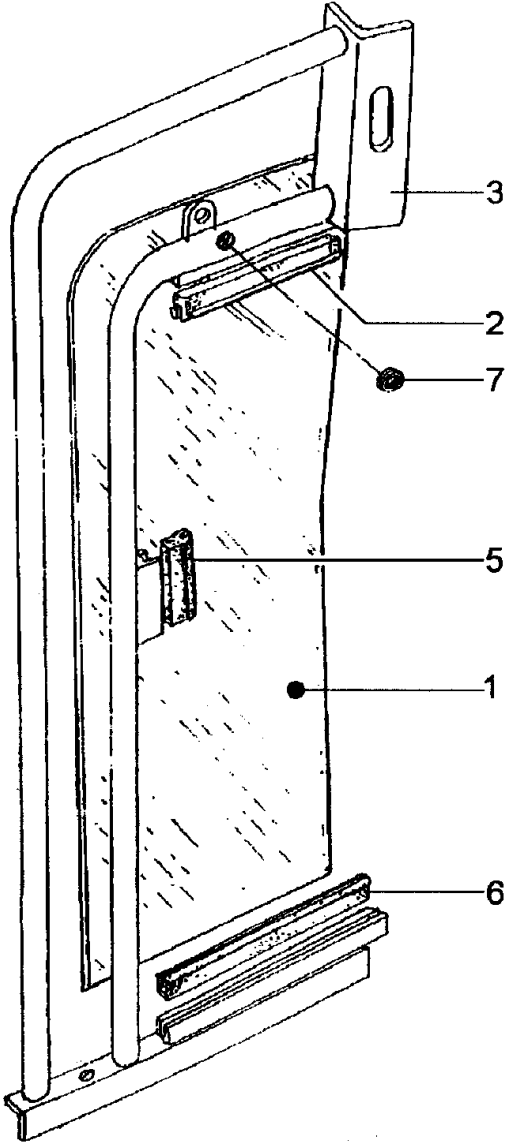
- 1 VIDRO
- 1 GUARNIÇÃO
- 1 DEFLETOR
- 1 GUARNIÇÃO
- 1 GUARNIÇÃO
- 1 PASSA-FIO

- GLASS
- FOAM
- DEFLECTOR
- FOAM
- FOAM
- GROMMET

- CRISTAL
- ESPUMA
- DEFLECTOR
- ESPUMA
- ESPUMA
- PASACABLE

Defletor  
Deflector  
Deflector

100-115



- 1 035960P1
- 2 026497P1
- 3 035963S1
- 5 026494P1
- 6 036343P1
- 7 033091P1

- 1 VIDRO
- 1 GUARNIÇÃO
- 1 DEFLETOR
- 1 GUARNIÇÃO
- 1 GUARNIÇÃO
- 1 PASSA-FIO

- GLASS
- FOAM
- DEFLECTOR
- FOAM
- FOAM
- GROMMET

- CRISTAL
- ESPUMA
- DEFLECTOR
- ESPUMA
- ESPUMA
- PASACABLE

Minicapuz  
Minihood  
Minicapó

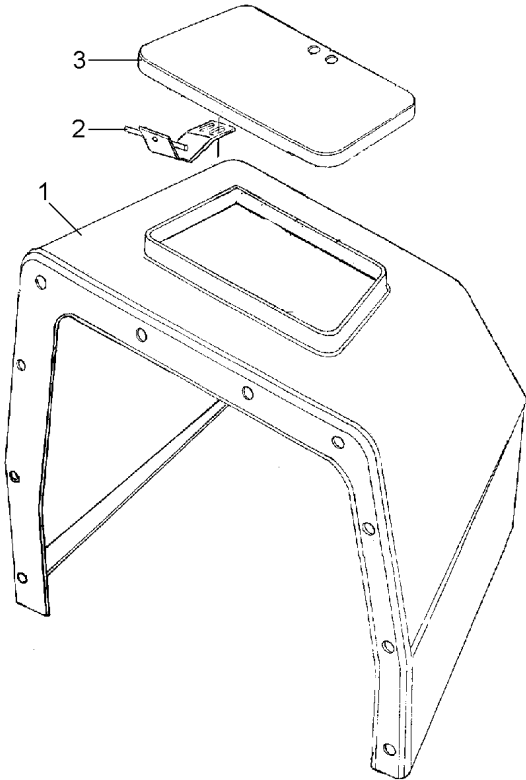
100-120

1 044560S1  
2 027852S1  
3 027849P1

1 CAPUZ  
1 DOBRADIÇA  
1 TAMPA

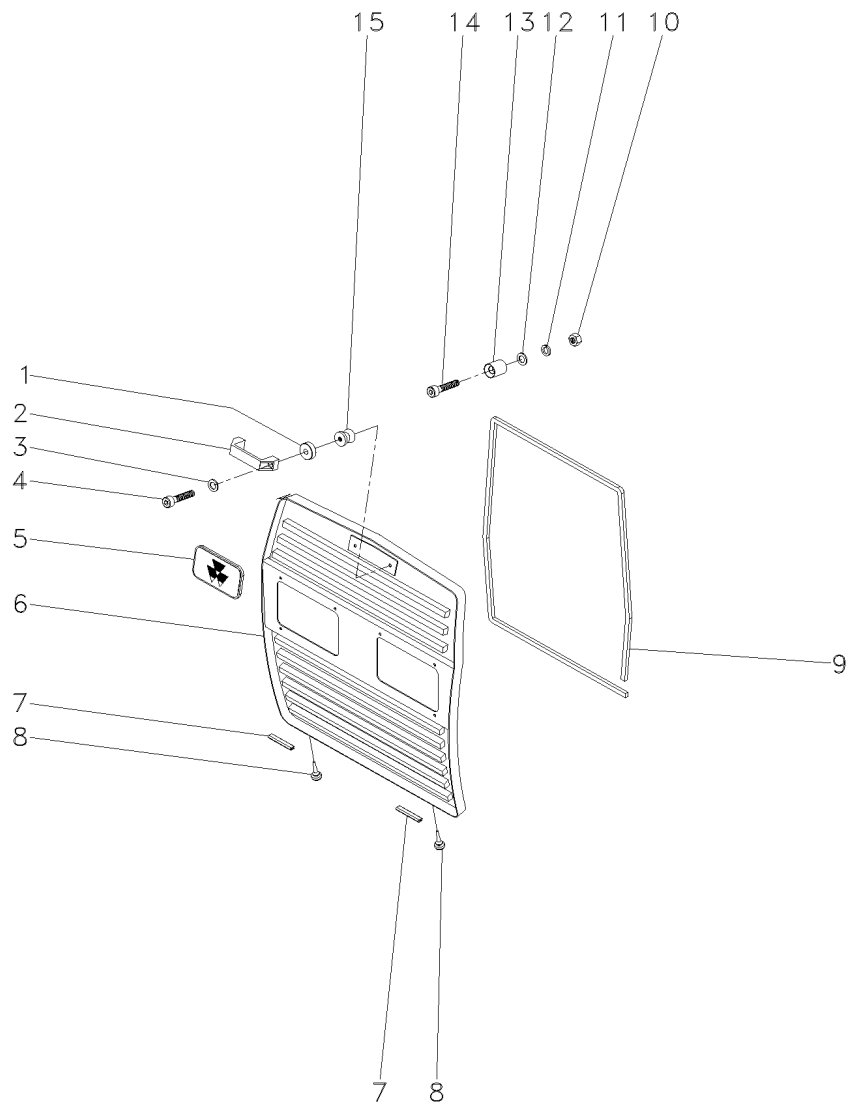
HOOD  
HINGE  
COVER

CAPO  
BISAGRA  
CUBIERTA



Grade Frontal  
Front Grille  
Rejilla Delantera

100-125



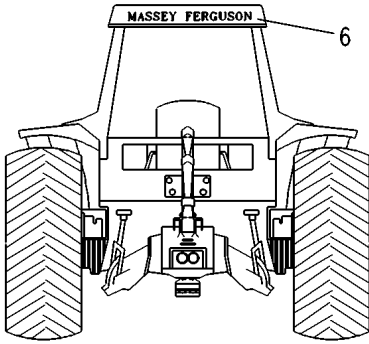
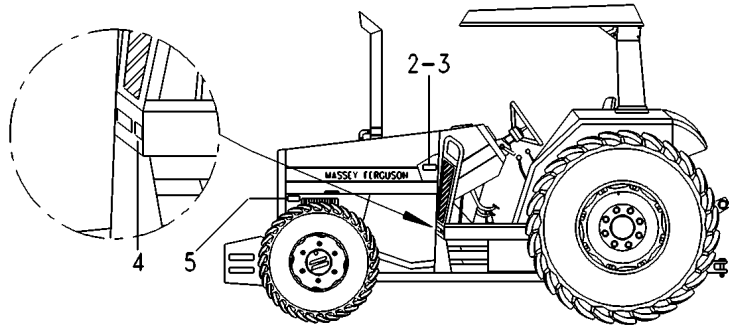
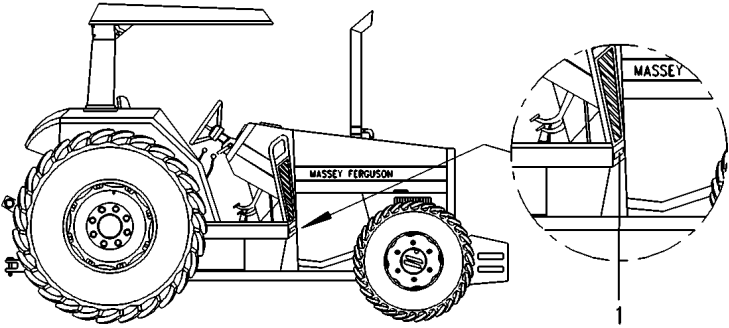
- 2 6201892M1
- 4 3009257X1
- 5 3587203M1
- 6 067056S1
- 7 068502P1
- 8 490742M1
- 9 068288P1
- 10 355565X1
- 11 829185M1
- 12 353446X1
- 13 04003413/000
- 14 360826X1
- 15 04003412/000

- |                  |            |                |
|------------------|------------|----------------|
| 1 ALÇA           | STRAP      | FAJA           |
| 2 PARAFUSO ALLEN | ALLEN BOLT | TORNILLO ALLEN |
| 1 EMBLEMA        | EMBLEM     | EMBLEMA        |
| 1 GRADE          | GRILLE     | REJILLA        |
| 2 GALÃO          | PAD        | CIERRE         |
| 2 AMORTECEDOR    | DAMPER     | AMORTIGUADOR   |
| 1 GUARNIÇÃO      | FOAM       | ESPUMA         |
| 2 PORCA          | NUT        | TUERCA         |
| 2 ARRUELA        | WASHER     | ARANDELA       |
| 2 ARRUELA        | WASHER     | ARANDELA       |
| 2 FIXADOR        | ATTACHMENT | ADITAMENTO     |
| 2 PARAFUSO       | BOLT       | PERNO          |
| 2 PINO           | PIN        | PASADOR        |



Decalcomania  
Decal  
Calcomania

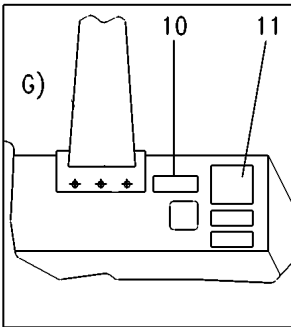
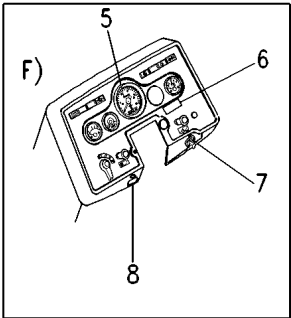
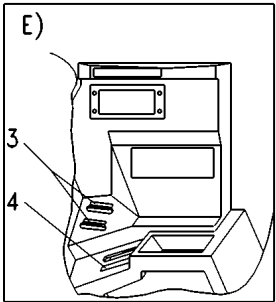
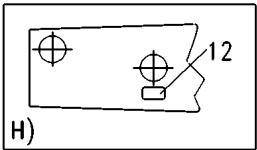
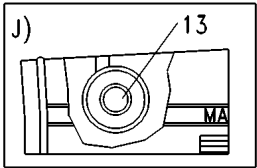
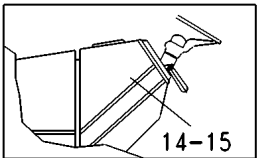
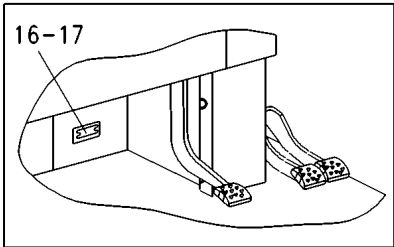
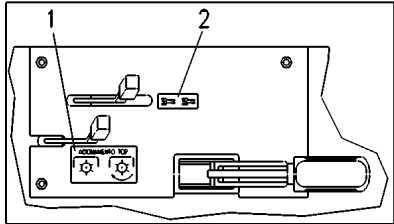
100-130



- 1 022093P1 [CF]
- 2 036880P1
- 3 3410581M1
- 4 040100P1 [CE]
- 5 022672P1 [BCD]
- 6 036587P1

- [B] ESPANHOL  
SPANISH  
ESPAÑOL
- [C] INGLÊS  
ENGLISH  
INGLES
- [D] FRANCÊS  
FRENCH  
FRANCES
- [E] ÓLEO TRANSMISSÃO  
GEAR OIL  
ACEITE TRANSMISIÓN
- [F] FILTRO DE COMBUSTÍVEL  
FUEL FILTER  
FILTRO DE COMBUSTIBLE

- |          |       |            |
|----------|-------|------------|
| 1 DECAL  | DECAL | CALCOMANIA |
| 1 PLACA  | PLATE | PLATO      |
| 2 REBITE | RIVET | REMACHE    |
| 1 DECAL  | DECAL | CALCOMANIA |
| 1 DECAL  | DECAL | CALCOMANIA |
| 1 DECAL  | DECAL | CALCOMANIA |



- 1 026066P1 [CN]
- 2 3585974M1 [P]
- 3 3585948M1 [E]
- 4 3587802M1 [EQ]
- 5 3411432M1 [CFK]
- 6 022088P1 [CFR]
- 7 026694P1 [FM]
- 8 027451P1 [AFS]
- 10 047205P1 [CGT]
- 11 040137P1 [BG]
- 12 022097P1 [CH]
- 13 065631P1 [AJ]
- 14 036577P1
- 15 036578P1
- 16 3697173M1 [L]
- 17 3410581M1

[A] PORTUGUÊS  
PORTUGUESE  
PORTUGUÉS

[B] ESPANHOL  
SPANISH  
ESPAÑOL

[C] INGLÊS  
ENGLISH  
INGLES

[E] PAINEL DE COMANDO  
COMMAND PANEL  
PANEL DE MANDO

[F] PAINEL  
PANEL  
PANEL

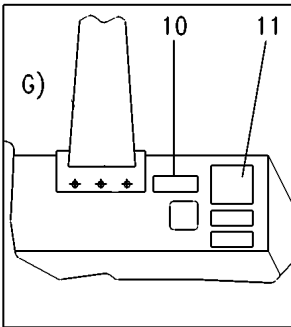
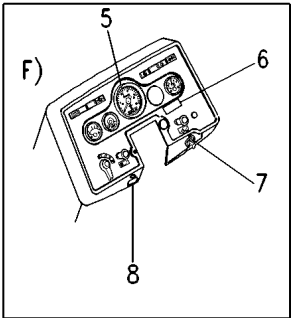
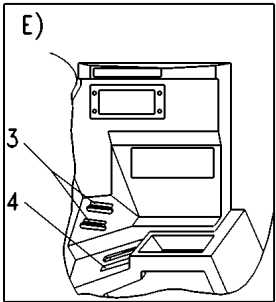
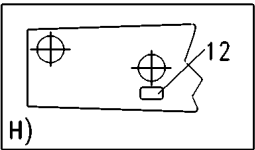
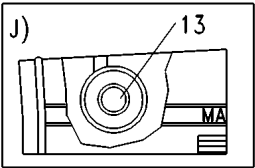
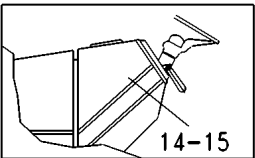
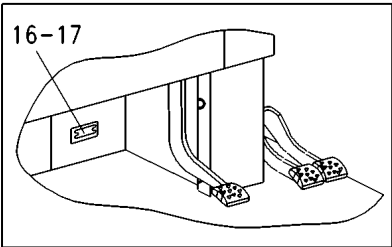
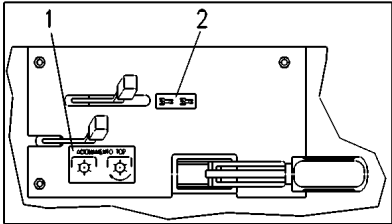
[G] PARÂ-LAMA LADO ESQUERDO  
LEFT MUDGUARD  
GUARDABARROS ISQUIERDO

[H] VISTA SUPERIOR DO CAPUZ  
HOOD SUPERIOR VIEW  
VISTA SUPERIOR DO CAPO

[J] FILTRO DE AR  
AIR CLEANER  
FILTRO DE AIRE

[K] AMACIAMENTO MOTOR  
ENGINE (RUN IN)  
AMACIAMENTO MOTOR

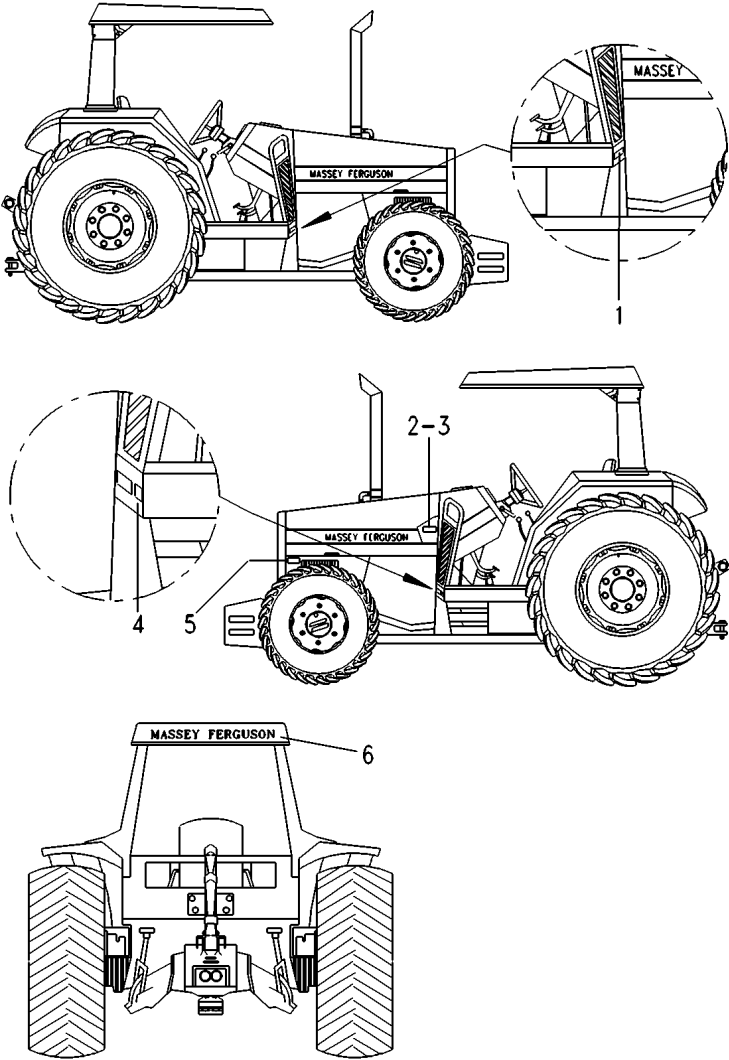
- 1 DECAL DECAL CALCOMANIA
- 1 EMBLEMA EMBLEM EMBLEMA
- 2 EMBLEMA EMBLEM EMBLEMA
- 1 DECAL DECAL CALCOMANIA
- 1 DECAL DECAL CALCOMANIA
- 1 DECAL DECAL CALCOMANIA
- 1 DECAL DECAL CALCOMANIA
- 1 DECAL DECAL CALCOMANIA
- 1 DECAL DECAL CALCOMANIA
- 1 DECAL DECAL CALCOMANIA
- 1 DECAL DECAL CALCOMANIA
- 1 DECAL DECAL CALCOMANIA
- 1 DECAL DECAL CALCOMANIA
- 1 DECAL DECAL CALCOMANIA
- 1 DECAL DECAL CALCOMANIA
- 1 PLACA PLATE PLATO
- 4 REBITE RIVET REMACHE



- [L] MODELO E SÉRIE  
MODEL AND SERIAL  
MODELO Y SERIE
- [M] CHAVE DE PARTIDA  
STARTER SWITCH  
LLAVE DE ARRANQUE
- [N] TDP  
PTO  
TDF
- [P] ENGATE TRAÇÃO DIANTEIRA  
FRONT TRACTION CLAMP  
ENGACHE TRACCIÓN DELANTERA
- [Q] ACELERADOR  
THROTTLE  
ACELERADOR
- [R] MOTOR TURBO  
TURBO ENGINE  
MOTOR TURBO
- [S] MOTOR EMERGÊNCIA  
EMERGENCY ENGINE  
MOTOR EMERGENCIA
- [T] MÓDULO DE PROTEÇÃO DO MOTOR  
ENGINE PROTECTOR MODEL  
MODULO DE PROTECCIÓN DEL MOTOR

Decalcomania  
Decal  
Calcomania

100-140



- 1 022092P1 [CF]  
2 036880P1  
3 3410581M1  
4 040101P1 [CE]  
5 022672P1 [BCD]  
6 036587P1

[B] ESPANHOL  
SPANISH  
ESPAÑOL

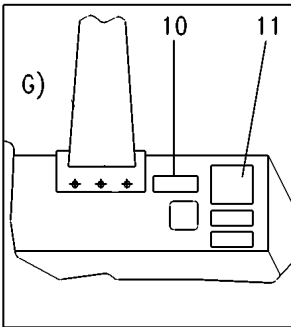
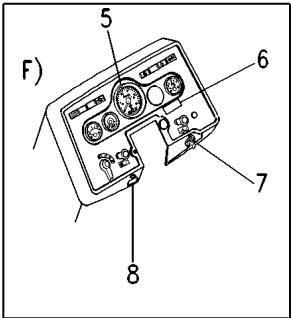
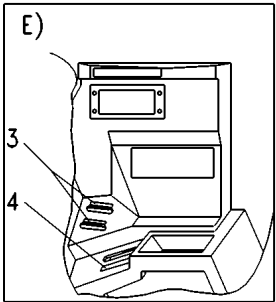
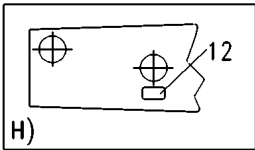
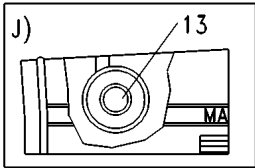
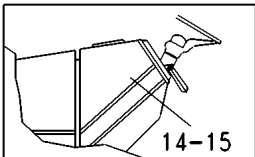
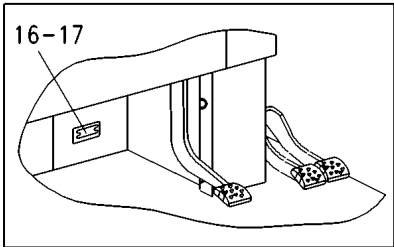
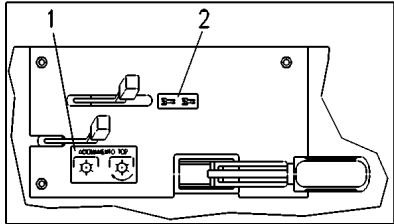
[C] INGLÊS  
ENGLISH  
INGLES

[D] FRANCÊS  
FRENCH  
FRANCES

[E] ÓLEO TRANSMISSÃO  
GEAR OIL  
ACEITE TRANSMISIÓN

[F] FILTRO DE COMBUSTÍVEL  
FUEL FILTER  
FILTRO DE COMBUSTIBLE

- |          |       |            |
|----------|-------|------------|
| 1 DECAL  | DECAL | CALCOMANIA |
| 1 PLACA  | PLATE | PLATO      |
| 2 REBITE | RIVET | REMACHE    |
| 1 DECAL  | DECAL | CALCOMANIA |
| 1 DECAL  | DECAL | CALCOMANIA |
| 1 DECAL  | DECAL | CALCOMANIA |



- 1 026068P1 [CN]
- 2 3585974M1 [P]
- 3 3585948M1 [E]
- 4 3587802M1 [EQ]
- 5 3410241M1 [CFK]
- 6 022087P1 [CFR]
- 7 026694P1 [FM]
- 8 027451P1 [AFS]
- 10 047206P1 [CGT]
- 11 040138P1 [BG]
- 12 022096P1 [CH]
- 13 065633P1 [AJ]
- 14 036577P1
- 15 036578P1
- 16 3697173M1 [L]
- 17 3410581M1

[A] PORTUGUÊS  
PORTUGUESE  
PORTUGUÉS

[B] ESPANHOL  
SPANISH  
ESPAÑOL

[C] INGLÊS  
ENGLISH  
INGLES

[E] PAINEL DE COMANDO  
COMMAND PANEL  
PANEL DE MANDO

[F] PAINEL  
PANEL  
PANEL

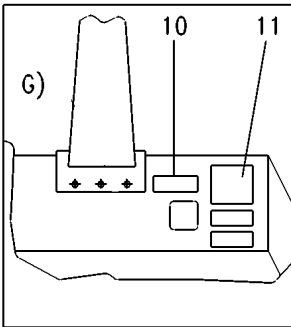
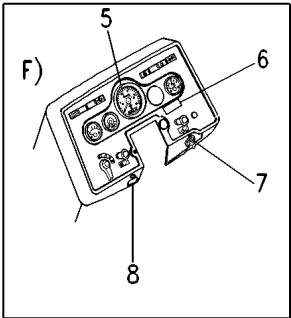
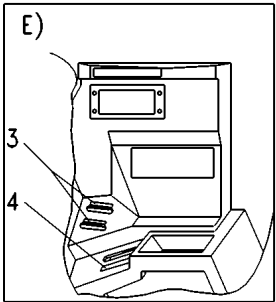
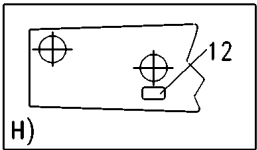
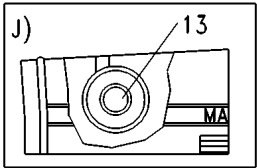
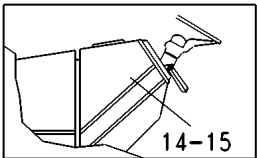
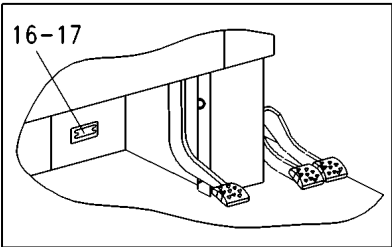
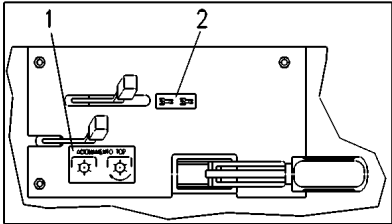
[G] PARÂ-LAMA LADO ESQUERDO  
LEFT MUDGUARD  
GUARDABARROS ISQUIERDO

[H] VISTA SUPERIOR DO CAPUZ  
HOOD SUPERIOR VIEW  
VISTA SUPERIOR DO CAPO

[J] FILTRO DE AR  
AIR CLEANER  
FILTRO DE AIRE

[K] AMACIAMENTO MOTOR  
ENGINE (RUN IN)  
AMACIAMENTO MOTOR

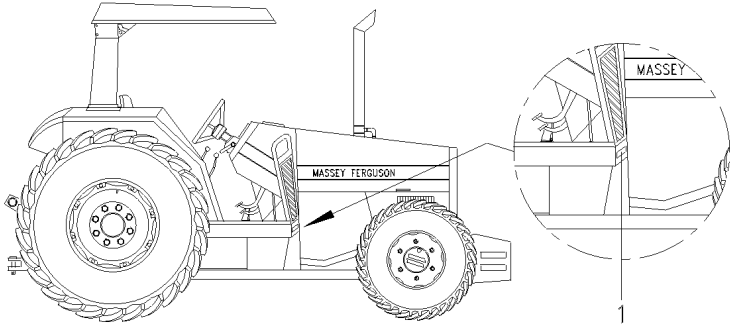
- 1 DECAL
  - 1 EMBLEMA
  - 2 EMBLEMA
  - 1 DECAL
  - 1 DECAL
  - 1 DECAL
  - 1 DECAL
  - 1 DECAL
  - 1 DECAL
  - 1 DECAL
  - 1 DECAL
  - 1 DECAL
  - 1 DECAL
  - 1 DECAL
  - 1 DECAL
  - 1 DECAL
  - 1 PLACA
  - 4 REBITE
- DECAL  
EMBLEM  
EMBLEM  
DECAL  
DECAL  
DECAL  
DECAL  
DECAL  
DECAL  
DECAL  
DECAL  
DECAL  
DECAL  
DECAL  
DECAL  
DECAL  
PLATE  
RIVET
- CALCOMANIA  
EMBLEMA  
EMBLEMA  
CALCOMANIA  
CALCOMANIA  
CALCOMANIA  
CALCOMANIA  
CALCOMANIA  
CALCOMANIA  
CALCOMANIA  
CALCOMANIA  
CALCOMANIA  
CALCOMANIA  
CALCOMANIA  
CALCOMANIA  
CALCOMANIA  
PLATO  
REMACHE



- [L] MODELO E SÉRIE  
MODEL AND SERIAL  
MODELO Y SERIE
- [M] CHAVE DE PARTIDA  
STARTER SWITCH  
LLAVE DE ARRANQUE
- [N] TDP  
PTO  
TDF
- [P] ENGATE TRAÇÃO DIANTEIRA  
FRONT TRACTION CLAMP  
ENGACHE TRACCIÓN DELANTERA
- [Q] ACELERADOR  
THROTTLE  
ACELERADOR
- [R] MOTOR TURBO  
TURBO ENGINE  
MOTOR TURBO
- [S] MOTOR EMERGÊNCIA  
EMERGENCY ENGINE  
MOTOR EMERGENCIA
- [T] MÓDULO DE PROTEÇÃO DO MOTOR  
ENGINE PROTECTOR MODEL  
MODULO DE PROTECCIÓN DEL MOTOR

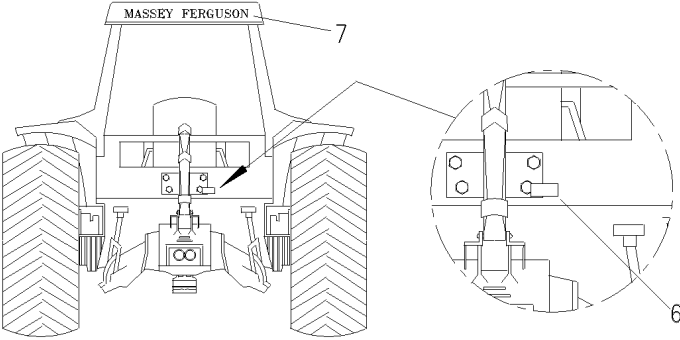
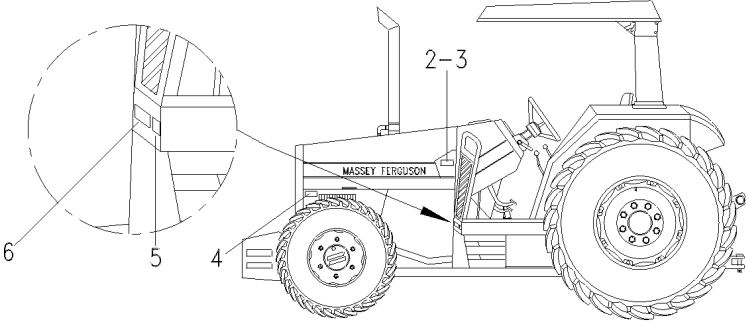
Decalcomania  
Decal  
Calcomania

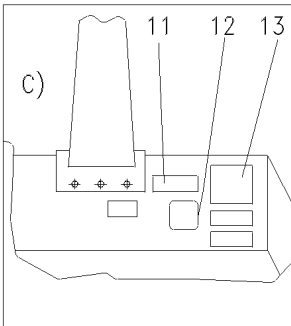
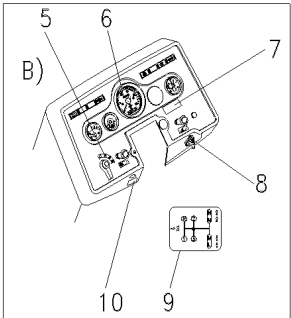
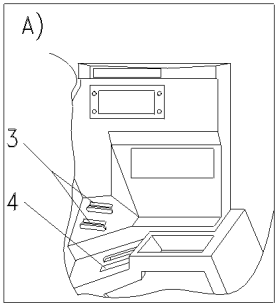
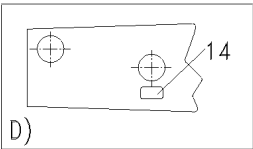
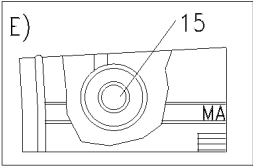
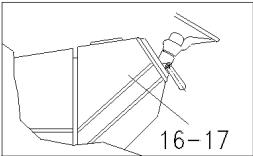
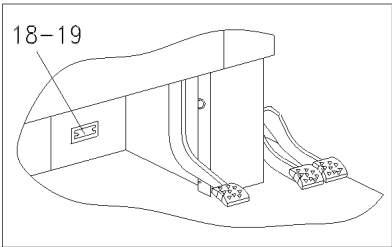
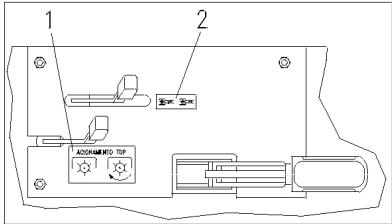
100-150



- 1 022094P1
- 2 3410581M1
- 3 036880P1
- 4 022672P1
- 5 040101P1
- 6 042265P1
- 7 036587P1

- |          |       |            |
|----------|-------|------------|
| 1 DECAL  | DECAL | CALCOMANIA |
| 2 REBITE | RIVET | REMACHE    |
| 1 PLACA  | PLATE | PLATO      |
| 1 DECAL  | DECAL | CALCOMANIA |
| 1 DECAL  | DECAL | CALCOMANIA |
| 1 DECAL  | DECAL | CALCOMANIA |
| 1 DECAL  | DECAL | CALCOMANIA |





- 1 026068P1
- 2 3585974M1
- 3 3585948M1
- 4 3587802M1
- 5 2801186M1
- 6 3408126M1
- 7 042272P1
- 8 026694P1
- 9 3761471M1
- 10 047211P1
- 11 047207P1
- 12 040112P1
- 13 040139P1
- 14 022098P1
- 15 022477P1
- 16 036577P1
- 17 036578P1
- 18 3697173M1
- 19 3410581M1

- 1 DECAL
- 1 EMBLEMA
- 2 EMBLEMA
- 1 DECAL
- 1 EMBLEMA
- 1 DECAL
- 1 DECAL
- 1 DECAL
- 1 DECAL
- 1 DECAL
- 1 DECAL
- 1 DECAL
- 1 DECAL
- 1 DECAL
- 1 DECAL
- 1 DECAL
- 1 DECAL
- 1 DECAL
- 1 PLACA
- 4 REBITE

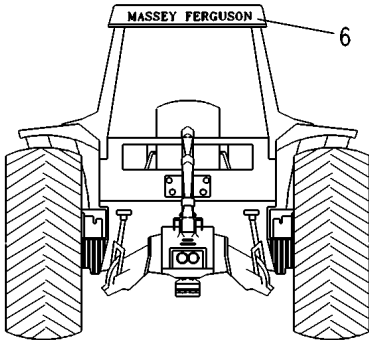
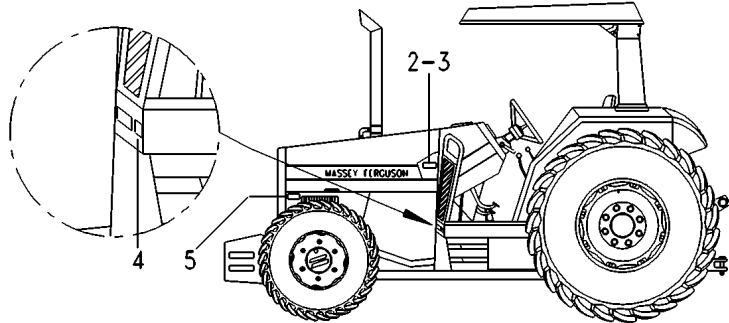
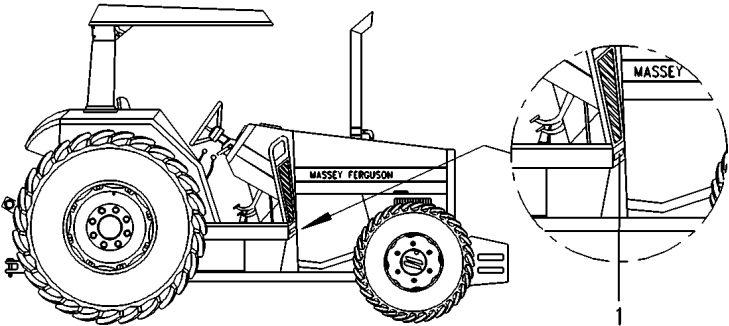
- DECAL
- EMBLEM
- EMBLEM
- DECAL
- EMBLEM
- DECAL
- DECAL
- DECAL
- DECAL
- DECAL
- DECAL
- DECAL
- DECAL
- DECAL
- DECAL
- DECAL
- DECAL
- DECAL
- PLATE
- RIVET

- CALCOMANIA
- EMBLEMA
- EMBLEMA
- CALCOMANIA
- EMBLEMA
- CALCOMANIA
- CALCOMANIA
- CALCOMANIA
- CALCOMANIA
- CALCOMANIA
- CALCOMANIA
- CALCOMANIA
- CALCOMANIA
- CALCOMANIA
- CALCOMANIA
- CALCOMANIA
- CALCOMANIA
- CALCOMANIA
- PLATO
- REMACHE



Decalcomania  
Decal  
Calcomania

100-160

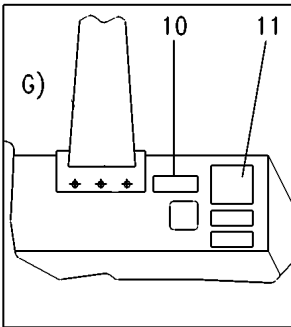
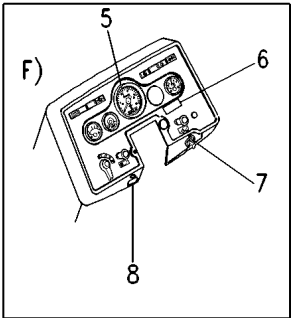
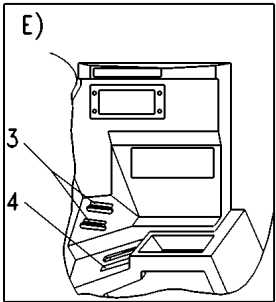
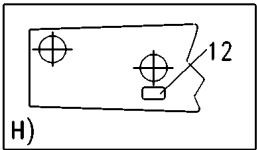
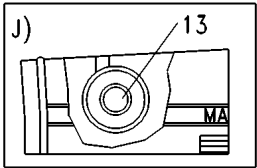
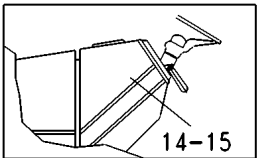
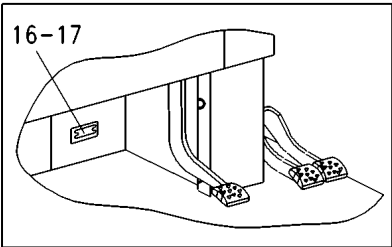
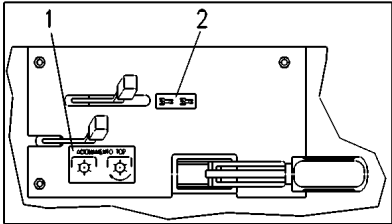


- 1 022093P1 [CF]
- 2 036880P1
- 3 3410581M1
- 4 040100P1 [CE]
- 5 022672P1 [BCD]
- 6 036587P1

- [B] ESPANHOL  
SPANISH  
ESPAÑOL
- [C] INGLÊS  
ENGLISH  
INGLES
- [D] FRANCÊS  
FRENCH  
FRANCES
- [E] ÓLEO TRANSMISSÃO  
GEAR OIL  
ACEITE TRANSMISIÓN
- [F] FILTRO DE COMBUSTÍVEL  
FUEL FILTER  
FILTRO DE COMBUSTIBLE

- |          |       |            |
|----------|-------|------------|
| 1 DECAL  | DECAL | CALCOMANIA |
| 1 PLACA  | PLATE | PLATO      |
| 2 REBITE | RIVET | REMACHE    |
| 1 DECAL  | DECAL | CALCOMANIA |
| 1 DECAL  | DECAL | CALCOMANIA |
| 1 DECAL  | DECAL | CALCOMANIA |

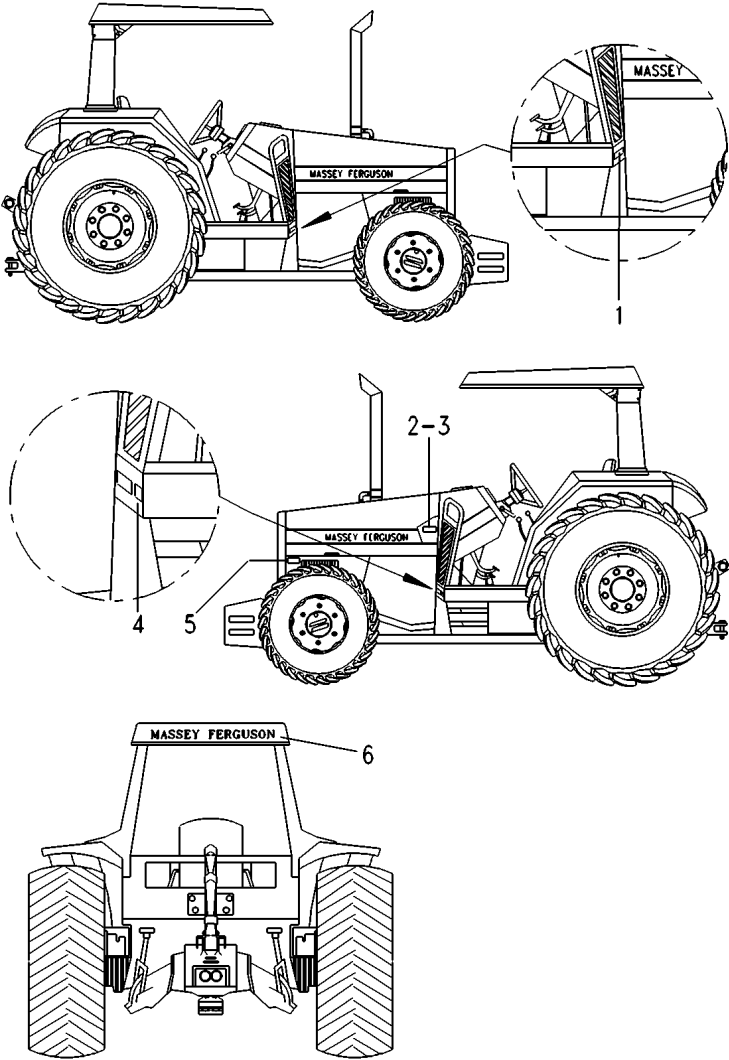




- [L] MODELO E SÉRIE  
MODEL AND SERIAL  
MODELO Y SERIE
- [M] CHAVE DE PARTIDA  
STARTER SWITCH  
LLAVE DE ARRANQUE
- [N] TDP  
PTO  
TDF
- [P] ENGATE TRAÇÃO DIANTEIRA  
FRONT TRACTION CLAMP  
ENGACHE TRACCIÓN DELANTERA
- [Q] ACELERADOR  
THROTTLE  
ACELERADOR
- [R] MOTOR TURBO  
TURBO ENGINE  
MOTOR TURBO
- [S] MOTOR EMERGÊNCIA  
EMERGENCY ENGINE  
MOTOR EMERGENCIA
- [T] MÓDULO DE PROTEÇÃO DO MOTOR  
ENGINE PROTECTOR MODEL  
MODULO DE PROTECCIÓN DEL MOTOR

Decalcomania  
Decal  
Calcomania

100-170



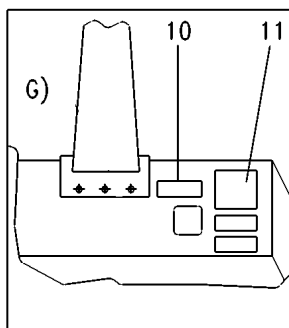
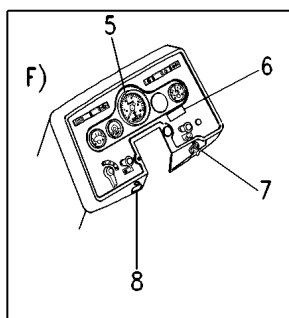
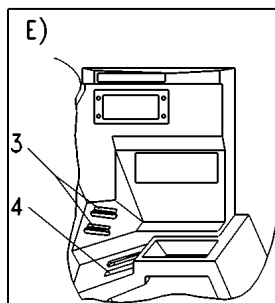
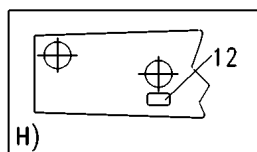
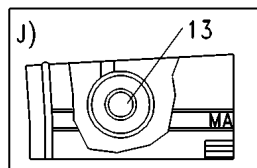
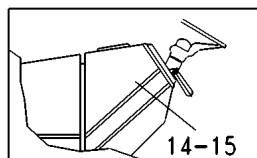
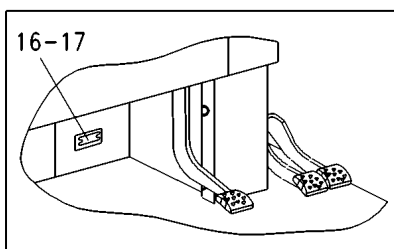
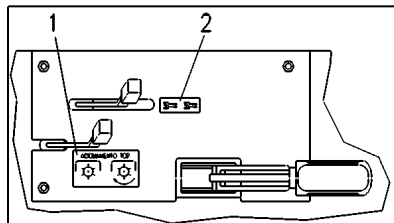
- 1 022092P1 [CF]  
2 036880P1  
3 3410581M1  
4 040101P1 [CE]  
5 022672P1 [BCD]  
6 036587P1

- [B] ESPANHOL  
SPANISH  
ESPAÑOL
- [C] INGLÈS  
ENGLISH  
INGLES
- [D] FRANCÈS  
FRENCH  
FRANCES
- [E] ÓLEO TRANSMISSÃO  
GEAR OIL  
ACEITE TRANSMISIÓN
- [F] FILTRO DE COMBUSTÍVEL  
FUEL FILTER  
FILTRO DE COMBUSTIBLE

- 1 DECAL  
1 PLACA  
2 REBITE  
1 DECAL  
1 DECAL  
1 DECAL
- DECAL  
PLATE  
RIVET  
DECAL  
DECAL  
DECAL
- CALCOMANIA  
PLATO  
REMACHE  
CALCOMANIA  
CALCOMANIA  
CALCOMANIA

Decalcomania
Decal
Calcomania

**100-175**



- |    |           |       |
|----|-----------|-------|
| 1  | 040111P1  | [CN]  |
| 2  | 3585974M1 | [P]   |
| 4  | 3587802M1 | [EQ]  |
| 5  | 3410241M1 | [CFK] |
| 6  | 022087P1  | [CFR] |
| 7  | 026694P1  | [FM]  |
| 8  | 027451P1  | [AFS] |
| 10 | 047206P1  | [CGT] |
| 11 | 040138P1  | [BG]  |
| 12 | 022096P1  | [CH]  |
| 13 | 065633P1  | [AJ]  |
| 14 | 036577P1  |       |
| 15 | 036578P1  |       |
| 16 | 3697173M1 | [L]   |
| 17 | 3410581M1 |       |

- [A] PORTUGUÊS  
PORTUGUESE  
PORTUGUÉS

- [B] ESPANHOL  
SPANISH  
ESPAÑOL

- [C] INGLÊS  
ENGLISH  
INGLES

- [E] PAINEL DE COMANDO  
COMMAND PANEL  
PANEL DE MANDO

- [F] PAINEL  
PANEL  
PANEL

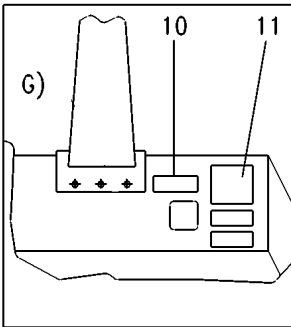
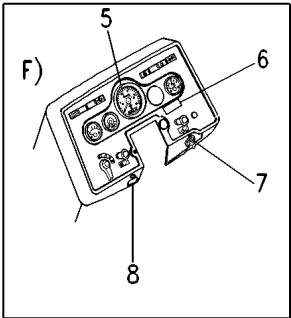
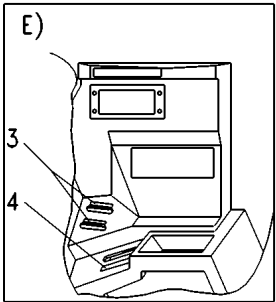
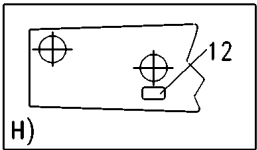
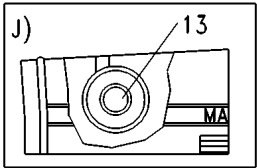
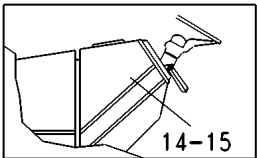
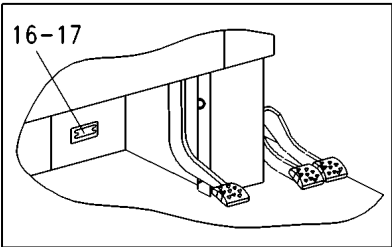
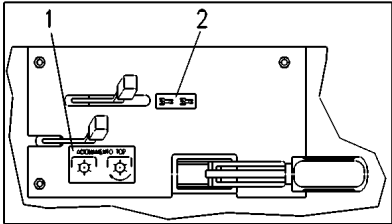
- [G] PARÁ-LAMA LADO ESQUERDO  
LEFT MUDGUARD  
GUARDABARROS ISQUIERDO

- [H] VISTA SUPERIOR DO CAPUZ  
HOOD SUPERIOR VIEW  
VISTA SUPERIOR DO CAPO

- [J] FILTRO DE AR  
AIR CLEANER  
FILTRO DE AIRE

- [K] AMACIAMENTO MOTOR  
ENGINE (RUN IN)  
AMACIAMENTO MOTOR

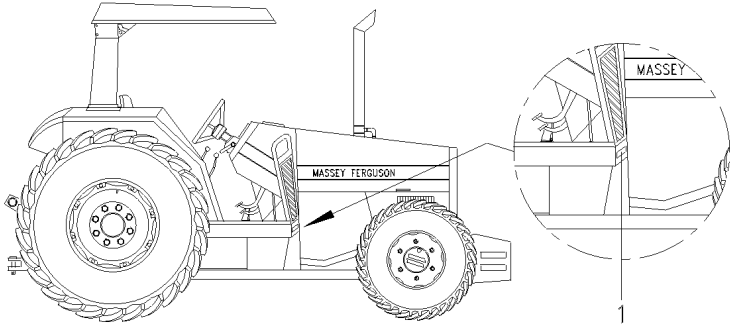
- |   |         |        |            |
|---|---------|--------|------------|
| 1 | DECAL   | DECAL  | CALCOMANIA |
| 1 | EMBLEMA | EMBLEM | EMBLEMA    |
| 1 | DECAL   | DECAL  | CALCOMANIA |
| 1 | DECAL   | DECAL  | CALCOMANIA |
| 1 | DECAL   | DECAL  | CALCOMANIA |
| 1 | DECAL   | DECAL  | CALCOMANIA |
| 1 | DECAL   | DECAL  | CALCOMANIA |
| 1 | DECAL   | DECAL  | CALCOMANIA |
| 1 | DECAL   | DECAL  | CALCOMANIA |
| 1 | DECAL   | DECAL  | CALCOMANIA |
| 1 | DECAL   | DECAL  | CALCOMANIA |
| 1 | DECAL   | DECAL  | CALCOMANIA |
| 1 | PLACA   | PLATE  | PLATO      |
| 4 | REBITE  | RIVET  | REMACHE    |



- [L] MODELO E SÉRIE  
MODEL AND SERIAL  
MODELO Y SERIE
- [M] CHAVE DE PARTIDA  
STARTER SWITCH  
LLAVE DE ARRANQUE
- [N] TDP  
PTO  
TDF
- [P] ENGATE TRAÇÃO DIANTEIRA  
FRONT TRACTION CLAMP  
ENGACHE TRACCIÓN DELANTERA
- [Q] ACELERADOR  
THROTTLE  
ACELERADOR
- [R] MOTOR TURBO  
TURBO ENGINE  
MOTOR TURBO
- [S] MOTOR EMERGÊNCIA  
EMERGENCY ENGINE  
MOTOR EMERGENCIA
- [T] MÓDULO DE PROTEÇÃO DO MOTOR  
ENGINE PROTECTOR MODEL  
MODULO DE PROTECCIÓN DEL MOTOR

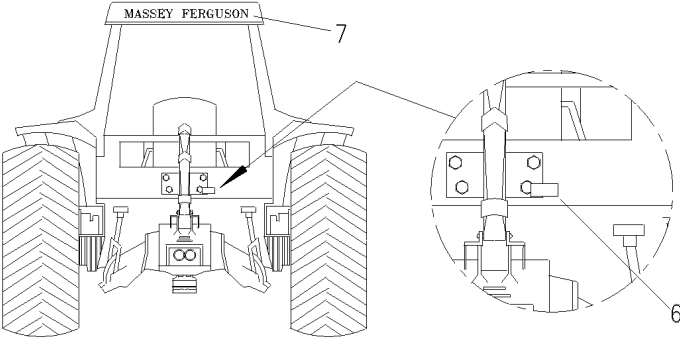
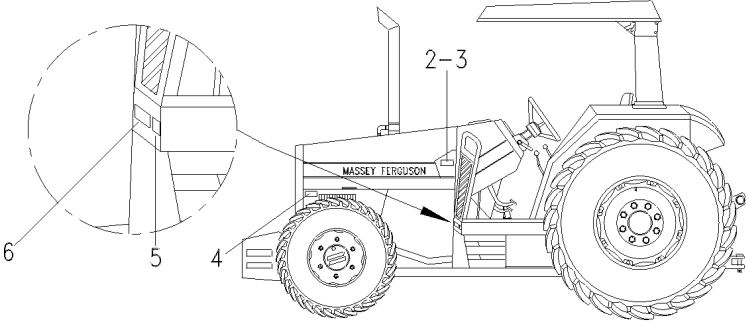
Decalcomania  
Decal  
Calcomania

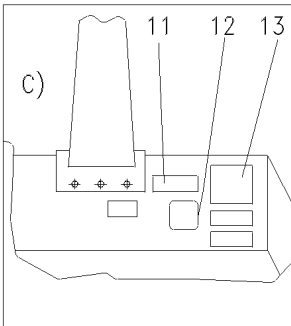
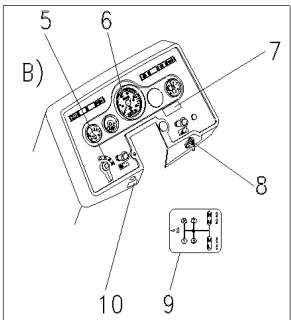
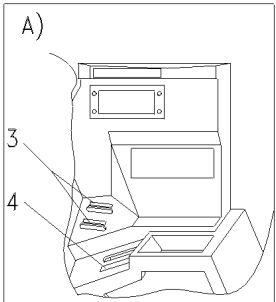
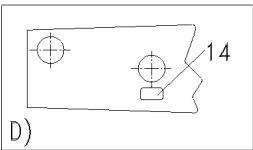
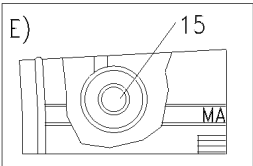
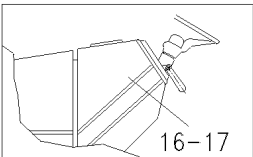
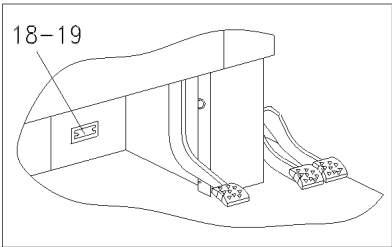
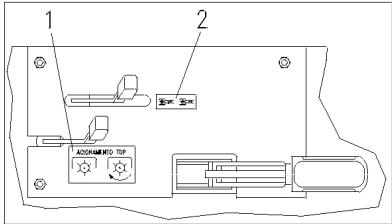
100-180



- 1 022094P1
- 2 3410581M1
- 3 036880P1
- 4 022672P1
- 5 040101P1
- 6 042265P1
- 7 036587P1

- |          |       |            |
|----------|-------|------------|
| 1 DECAL  | DECAL | CALCOMANIA |
| 2 REBITE | RIVET | REMACHE    |
| 1 PLACA  | PLATE | PLATO      |
| 1 DECAL  | DECAL | CALCOMANIA |
| 1 DECAL  | DECAL | CALCOMANIA |
| 1 DECAL  | DECAL | CALCOMANIA |
| 1 DECAL  | DECAL | CALCOMANIA |





- 1 026068P1
- 2 3585974M1
- 3 3585948M1
- 4 3587802M1
- 5 2801186M1
- 6 3408126M1
- 7 042272P1
- 8 026694P1
- 9 3761471M1
- 10 047211P1
- 11 047207P1
- 12 040112P1
- 13 040139P1
- 14 022098P1
- 15 022477P1
- 16 036577P1
- 17 036578P1
- 18 3697173M1
- 19 3410581M1

- 1 DECAL
- 1 EMBLEMA
- 2 EMBLEMA
- 1 DECAL
- 1 EMBLEMA
- 1 DECAL
- 1 DECAL
- 1 DECAL
- 1 DECAL
- 1 DECAL
- 1 DECAL
- 1 DECAL
- 1 DECAL
- 1 DECAL
- 1 DECAL
- 1 DECAL
- 1 DECAL
- 1 DECAL
- 1 PLACA
- 4 REBITE

- DECAL
- EMBLEM
- EMBLEM
- DECAL
- EMBLEM
- DECAL
- DECAL
- DECAL
- DECAL
- DECAL
- DECAL
- DECAL
- DECAL
- DECAL
- DECAL
- DECAL
- DECAL
- DECAL
- PLATE
- RIVET

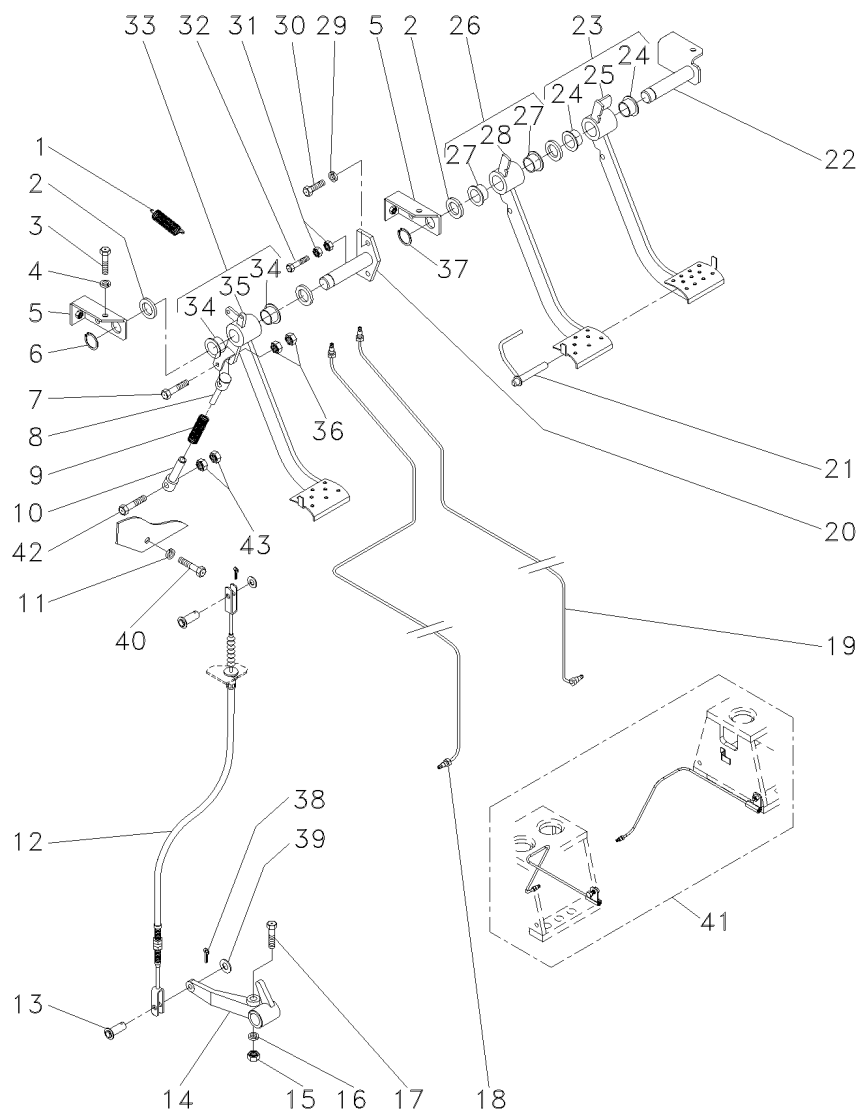
- CALCOMANIA
- EMBLEMA
- EMBLEMA
- CALCOMANIA
- EMBLEMA
- CALCOMANIA
- CALCOMANIA
- CALCOMANIA
- CALCOMANIA
- CALCOMANIA
- CALCOMANIA
- CALCOMANIA
- CALCOMANIA
- CALCOMANIA
- CALCOMANIA
- CALCOMANIA
- CALCOMANIA
- CALCOMANIA
- PLATO
- REMACHE



Comando De Freio E Embreagem  
Breake And Clutch Command  
Mando De Freno Y Embrague

Com Cabina  
With Cab  
Con Cabina

105-10



- 1 184171M1
- 2 1669096M2
- 3 339761X1
- 4 339374X1
- 5 052875S1
- 6 352438X1
- 7 354269X1
- 8 054308P1
- 9 052909P1
- 10 054309P1
- 11 339374X1
- 12 052480T1
- 13 832813M1
- 14 020224P1
- 15 353437X1
- 16 353439X1
- 17 353888X1
- 18 036706N1
- 19 036709N1
- 20 052868S1
- 21 052878S1
- 22 052872S1
- 23 059212N1
- 24 052691P1
- 25 059213S1
- 26 059209N1
- 27 052691P1
- 28 059210S1
- 29 339374X1
- 30 339761X1
- 31 339402X1
- 32 880009311395
- 33 052822N1
- 34 052691P1
- 35 052823S1
- 36 355566X1
- 37 352438X1
- 38 354059X1
- 39 353756X1
- 40 339761X1
- 41 065607N1
- 42 353897X1
- 43 355566X1



[B]

[B]



[A]

[A]



[A]

[A]



10

10 [A]



[A]

7

7 [A]



[B]

37

37 [B]

105-320 No

- 3 MOLA
- 4 CALÇO
- 6 PARAFUSO
- 6 ARRUELA
- 2 SUPORTE
- 1 ANEL TRAVA
- 1 PARAFUSO
- 1 FIXADOR
- 1 MOLA
- 1 FIXADOR
- 8 ARRUELA
- 1 CABO
- 2 PINO
- 1 BRAÇO
- 1 PORCA
- 1 ARRUELA
- 1 PARAFUSO
- 1 TUBO
- 1 TUBO
- 1 EIXO
- 1 TRAVA
- 1 EIXO
- 1 PEDAL
- 2 BUCHA
- 10 PEDAL
- 1 PEDAL
- 2 BUCHA
- 1 PEDAL
- 2 ARRUELA
- 2 PARAFUSO
- 2 PORCA
- 1 PARAFUSO
- 1 PEDAL
- 2 BUCHA
- 1 PEDAL
- 2 PORCA
- 1 ANEL TRAVA
- 2 CONTRAPINO
- 2 ARRUELA
- 8 PARAFUSO
- 1 VÁLVULA DRENO
- 1 PARAFUSO
- 2 PORCA

- SPRING
- SHIM
- BOLT
- WASHER
- BRACKET
- CIRCLIP
- BOLT
- ATTACHMENT
- SPRING
- ATTACHMENT
- WASHER
- CABLE
- PIN
- ARM
- NUT
- WASHER
- BOLT
- PIPE
- PIPE
- SHAFT
- LOCK
- SHAFT
- PEDAL
- BUSH
- PEDAL
- PEDAL
- BUSH
- PEDAL
- WASHER
- BOLT
- NUT
- BOLT
- PEDAL
- BUSH
- PEDAL
- NUT
- CIRCLIP
- DOWEL
- WASHER
- BOLT
- DRAIN VALVE
- BOLT
- NUT

- RESORTE
- CALCE
- PERNO
- ARANDELA
- SOPORTE
- CIRCULITO
- PERNO
- ADITAMENTO
- RESORTE
- ADITAMENTO
- ARANDELA
- CABLE
- PASADOR
- BRAZO
- TUERCA
- ARANDELA
- PERNO
- CANO
- CANO
- ARBOL
- RETENEDOR
- ARBOL
- PEDAL
- CASQUILLO
- PEDAL
- PEDAL
- CASQUILLO
- PEDAL
- ARANDELA
- PERNO
- TUERCA
- PERNO
- PEDAL
- CASQUILLO
- PEDAL
- TUERCA
- CIRCULITO
- CENTRAJE
- ARANDELA
- PERNO
- DRAIN VALVE
- PERNO
- TUERCA

T04700004

ED64Z002

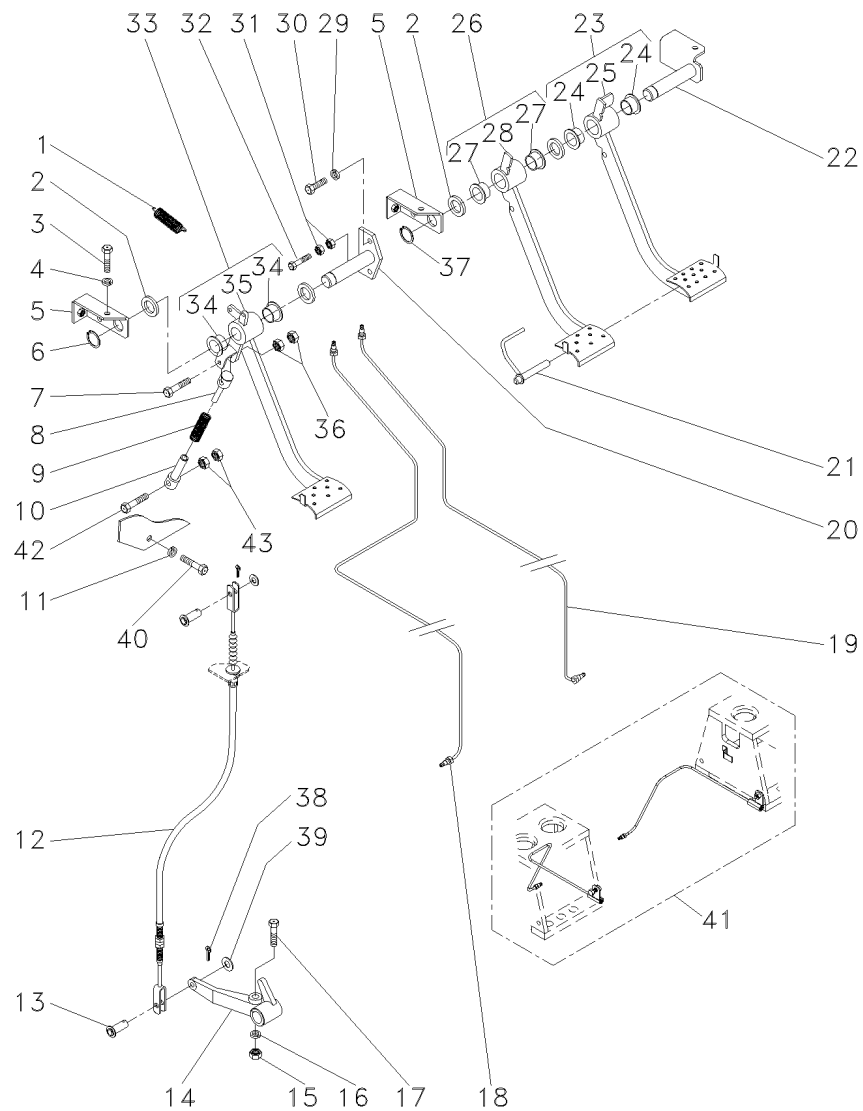
C068002 E02 (1)

10/04 105-10

Comando De Freio E Embreagem  
 Breake And Clutch Command  
 Mando De Freno Y Embrague

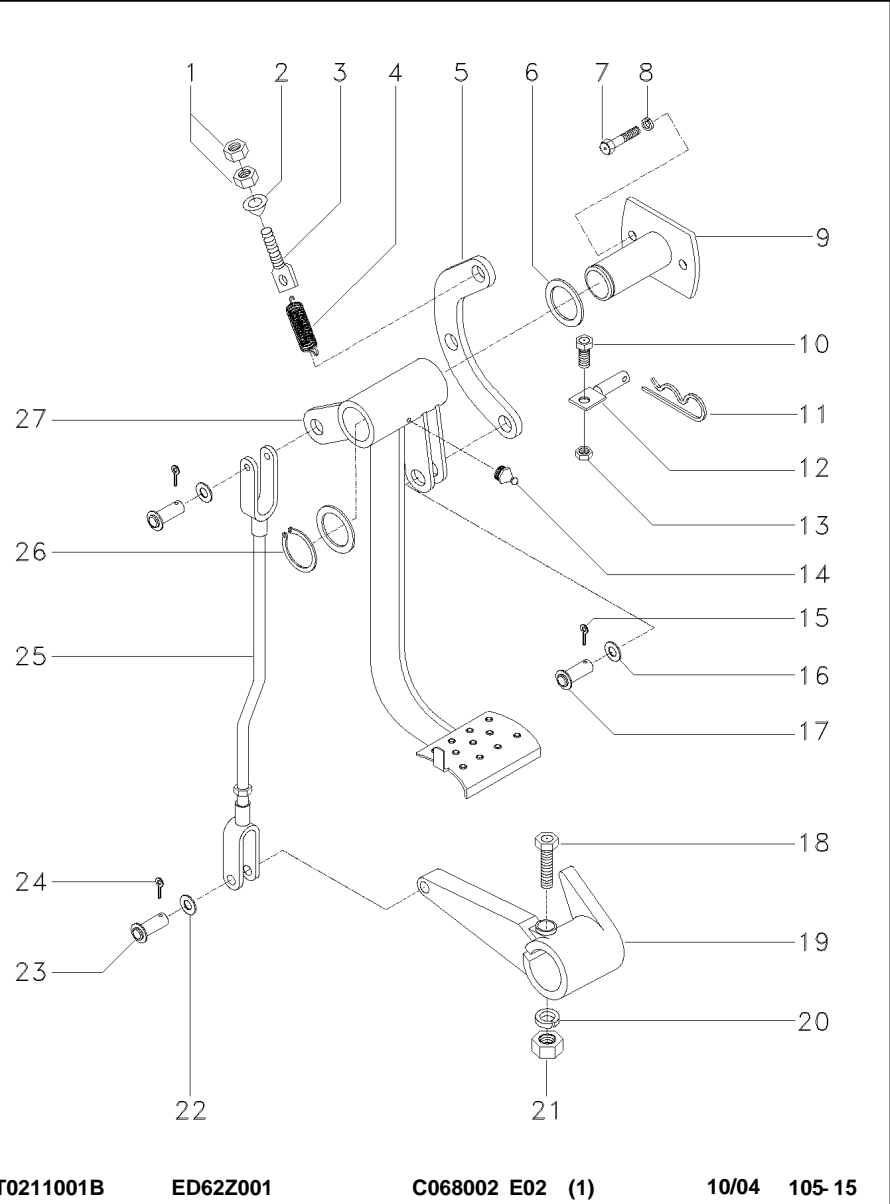
Com Cabina  
 With Cab  
 Con Cabina

105-10



[A] FREIO  
 BRAKE  
 FRENO

[B] EMBREAGEM  
 CLUTCH  
 EMBRAGUE



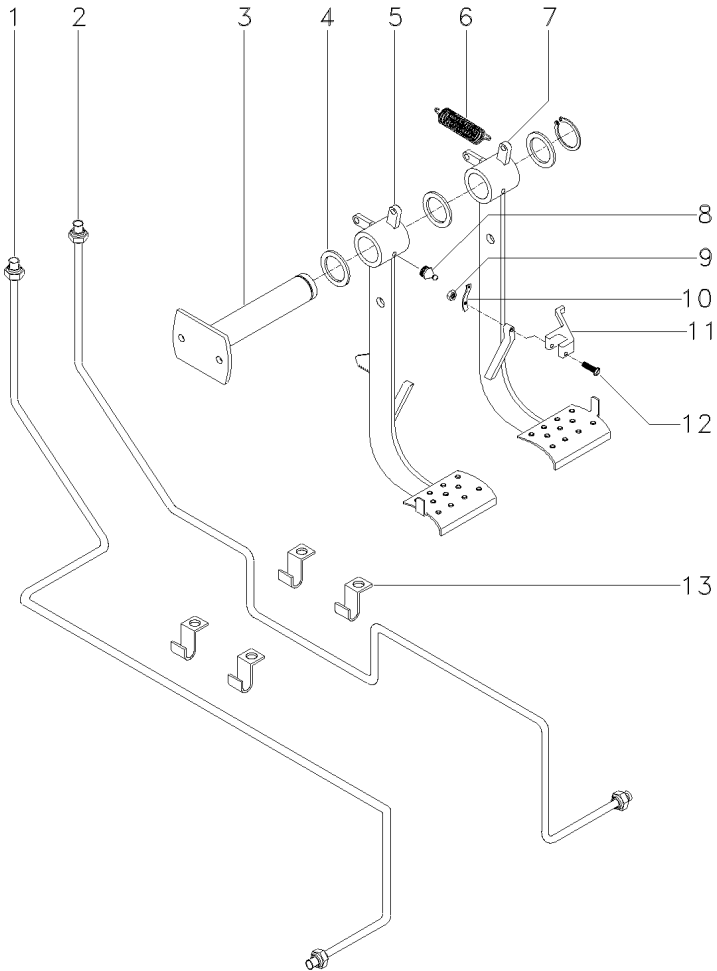
1	339402X1	2	PORCA	NUT	TUERCA
2	418195M1	1	GUIA	GUIDE	GUIA
3	033939P1	1	PARAFUSO	BOLT	PERNO
4	033940P1	1	MOLA	SPRING	RESORTE
5	033285P1	1	SUPORTE	BRACKET	SOPORTE
6	180812M1	5	ARRUELA	WASHER	ARANDELA
7	391375X1	4	PARAFUSO	BOLT	PERNO
8	339369X1	4	ARRUELA	WASHER	ARANDELA
9	033349S1	1	MANCAL	BEARING	COJINETE
10	353540X1	1	PARAFUSO	BOLT	PERNO
11	195708M1	1	GRAMPO	CRAMP	PASADOR
12	036433S1	1	BATENTE	STOP	PARO
13	353430X1	1	PORCA	NUT	TUERCA
14	29951X	1	GRAXEIRA	GREASER	ENGRASADOR
15	354059X1	1	CONTRAPINO	DOWEL	CENTRAJE
16	353756X1	1	ARRUELA	WASHER	ARANDELA
17	195611M1	1	PINO	PIN	PASADOR
18	353888X1	1	PARAFUSO	BOLT	PERNO
19	020224P1	1	BRAÇO	ARM	BRAZO
20	353439X1	1	ARRUELA	WASHER	ARANDELA
21	353437X1	1	PORCA	NUT	TUERCA
22	353756X1	4	ARRUELA	WASHER	ARANDELA
23	832813M1	4	PINO	PIN	PASADOR
24	354059X1	4	CONTRAPINO	DOWEL	CENTRAJE
25	033271N1	1	CJ. TIRANTE	KIT, ROD	JUEGO DE BIELAS
26	352438X1	2	ANEL TRAVA	CIRCLIP	CIRCULITO
27	034406N1	1	PEDAL	PEDAL	PEDAL

105-25 No  
105-30 No

Comando De Freio E Embreagem  
Breake And Clutch Command  
Mando De Freno Y Embrague

Freio  
Brake  
Freno

105-20



- 1 036706N1
- 2 036709N1
- 3 033348S1
- 4 1669096M2
- 5 034407N1
- 6 184171M1
- 7 034409N1
- 8 29951X
- 9 195663M1
- 10 181958M1
- 11 3589503M1
- 12 361203X1
- 13 020228P1



105-35 No



105-40 No

- 1 TUBO
- 1 TUBO
- 1 MANCAL
- 4 CALÇO
- 1 PEDAL
- 2 MOLA
- 1 PEDAL
- 2 GRAXEIRA
- 1 PORCA
- 1 MOLA
- 1 TRAVA
- 1 PARAFUSO
- 4 BRAÇADEIRA

- PIPE
- PIPE
- BEARING
- SHIM
- PEDAL
- SPRING
- PEDAL
- GREASER
- NUT
- SPRING
- LOCK
- BOLT
- CLAMP

- CANO
- CANO
- COJINETE
- CALCE
- PEDAL
- RESORTE
- PEDAL
- ENGRASADOR
- TUERCA
- RESORTE
- RETENEDOR
- PERNO
- ABRAZADERA

Tirante  
Rod  
Varilla

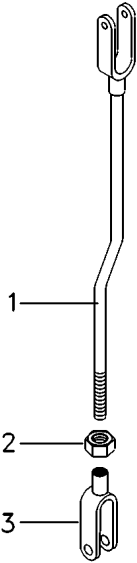
105-25

- 1 033269S1
- 2 353430X1
- 3 195270M1

- 1 TIRANTE
- 1 PORCA
- 1 GARFO

- ROD
- NUT
- FORK

- VARILLA
- TUERCA
- HORQUILLA



Embreagem  
Clutch  
Embrague

Pedal  
Pedal  
Pedal

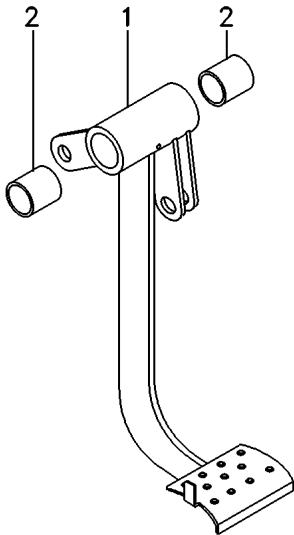
105-30

- 1 033344S1
- 2 184592M1

- 1 PEDAL
- 2 BUCHA

PEDAL  
BUSH

PEDAL  
CASQUILLO



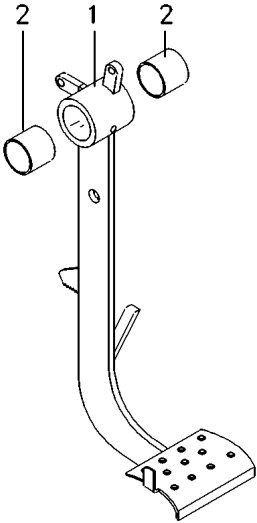
- 1 034408S1

2 184592M1
- 1 PEDAL

2 BUCHA
- PEDAL

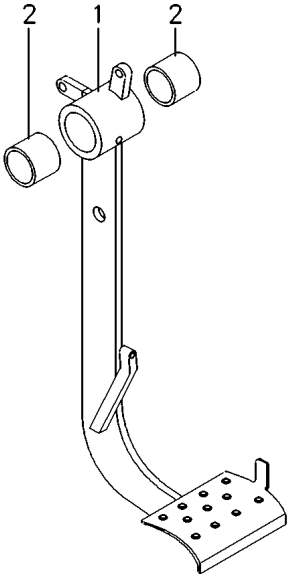
BUSH
- PEDAL

CASQUILLO



Pedal Do Freio Brake Pedal Pedal De Freno	Lado Direito Right Hand Lado Derecho	<b>105-40</b>			
---	--	---------------	--	--	--

1 034410S1	1 PEDAL	PEDAL	PEDAL
2 184592M1	2 BUCHA	BUSH	CASQUILLO

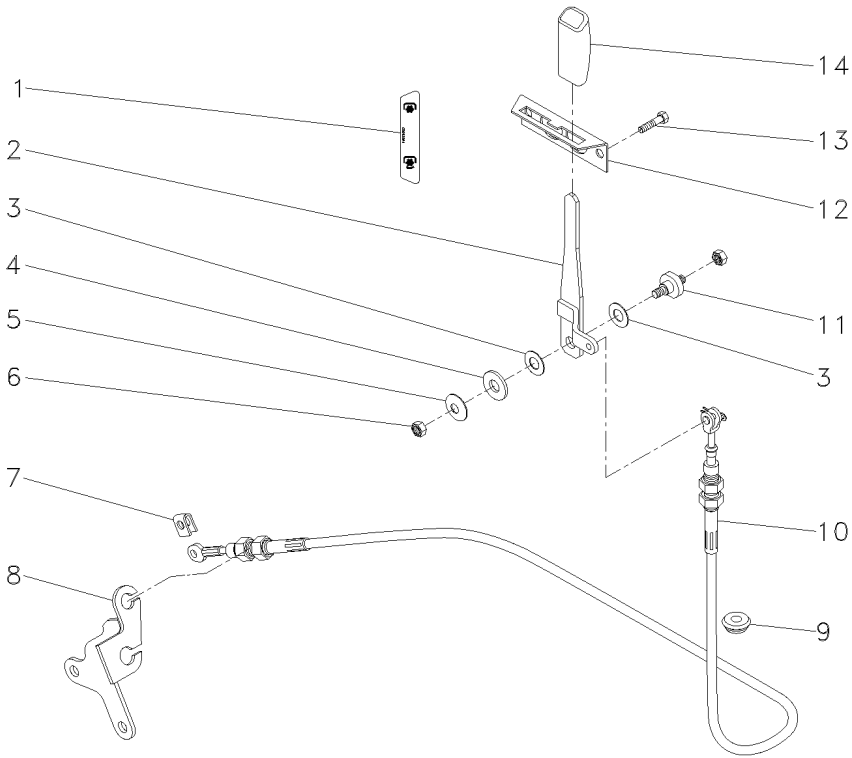




Alavancas De Acionamento Na Plataforma  
Header Drive Lever  
Palancas De La Accionamiento Del Platafo

105-45

Com Cabine  
With Cab  
Con Cabina



- 1 057235P1
- 2 059108S1
- 3 3386166M1
- 4 1442174X1
- 5 3386192M1
- 6 391056X1
- 7 1679932M2
- 8 3801299M93
- 9 059277P1
- 10 059107T1
- 11 3712277M1
- 12 3715489M2
- 13 339228X1
- 14 3777016M1

- 1 DECAL
- 1 ALAVANCA
- 2 ARRUELA
- 1 ARRUELA
- 1 MOLA PRATO
- 2 PORCA
- 1 GRAMPO
- 1 SUPORTE
- 1 PASSA-FIO
- 1 CABO
- 1 EIXO
- 1 GUIA
- 2 PARAFUSO
- 1 MANÍPULO

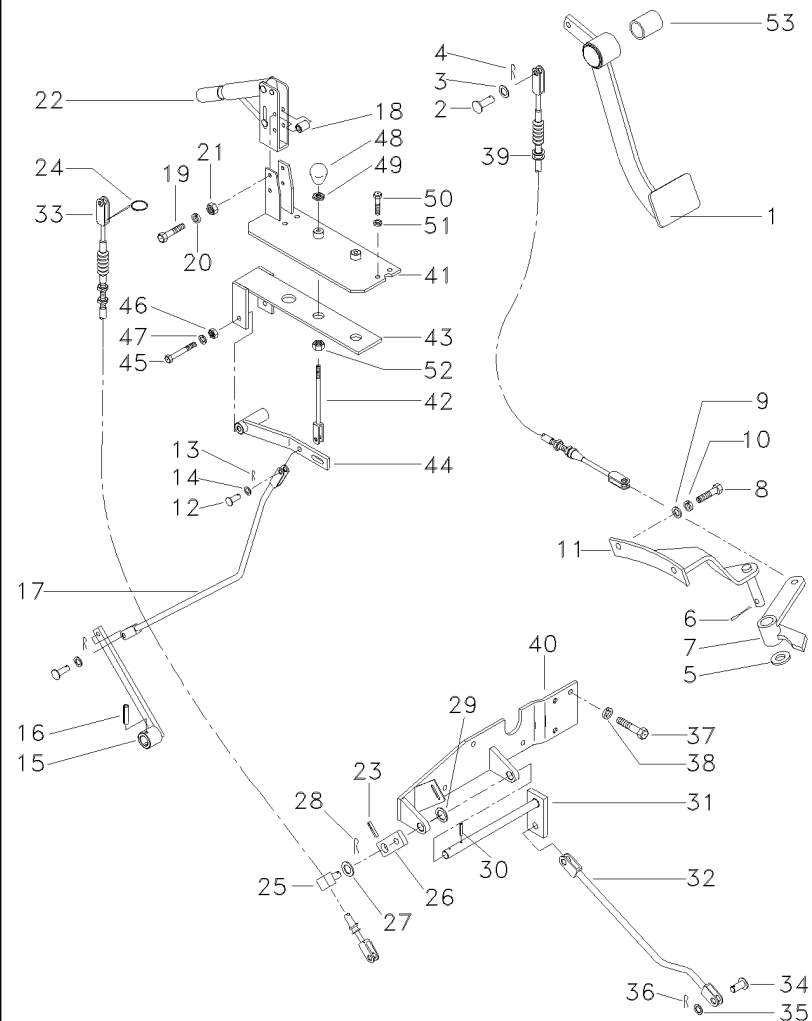
- DECAL
- LEVER
- WASHER
- WASHER
- SPRING PLATE
- NUT
- CRAMP
- BRACKET
- GROMMET
- CABLE
- SHAFT
- GUIDE
- BOLT
- KNOB

- CALCOMANIA
- PALANCA
- ARANDELA
- ARANDELA
- PLETINA MUELLE
- TUERCA
- PASADOR
- SOPORTE
- PASACABLE
- CABLE
- ARBOL
- GUIA
- PERNO
- POMO

**Controle Traseiro**  
Rear Control  
Control Trasero

**105-50**

**Com Cabine**  
With Cab  
Con Cabina



- 1 052829N1
- 2 832813M1
- 3 353756X1
- 4 354059X1
- 5 353758X1
- 6 354059X1
- 7 033298S1
- 8 366909X1
- 9 353758X1
- 10 353439X1
- 11 063177S1
- 12 832813M1
- 13 354059X1
- 14 353756X1
- 15 027934S1
- 16 339055X1
- 17 052809S1
- 18 036613P1
- 19 339291X1
- 20 339374X1
- 21 339169X1
- 22 036789T1
- 23 339071X1
- 24 022345T1
- 25 023371P1
- 26 036562P1
- 27 354068X1
- 28 354068X1
- 29 339596X1
- 30 354068X1
- 31 036559S1
- 32 036564S1
- 33 036654T1
- 34 832813M1
- 35 353756X1
- 36 354059X1
- 37 339451X1
- 38 339376X1
- 39 052481T1
- 40 053135S1
- 41 052755S2
- 42 052807S1
- 43 052762S1
- 44 052759S1
- 45 054511X1
- 46 353430X1
- 47 353756X1
- 48 054292P1
- 49 353430X1
- 50 339761X1

- 1 PEDAL
- 2 PINO
- 2 ARRUELA
- 2 CONTRAPINO
- 1 ARRUELA
- 1 CONTRAPINO
- 1 ALAVANCA
- 2 PARAFUSO
- 2 ARRUELA
- 2 ARRUELA
- 1 SUPORTE
- 3 PINO
- 3 CONTRAPINO
- 3 ARRUELA
- 1 ALAVANCA
- 1 PINO
- 1 TIRANTE
- 2 ESPAÇADOR
- 2 PARAFUSO
- 2 ARRUELA
- 2 PORCA
- 1 ALAVANCA
- 1 PINO
- 1 ANEL TRAVA
- 1 PINO
- 1 ALAVANCA
- 1 CONTRAPINO
- 1 CONTRAPINO
- 1 ARRUELA
- 1 CONTRAPINO
- 1 EIXO
- 1 TIRANTE
- 1 CABO
- 3 PINO
- 3 ARRUELA
- 3 CONTRAPINO
- 4 PARAFUSO
- 4 ARRUELA
- 1 CABO
- 1 SUPORTE
- 1 SUPORTE
- 1 ACIONADOR
- 1 SUPORTE
- 1 ALAVANCA
- 1 ALAVANCA
- 1 PORCA
- 1 ARRUELA
- 1 MANÍPULO
- 1 PORCA
- 1 PARAFUSO

- PEDAL
- PIN
- WASHER
- DOWEL
- WASHER
- DOWEL
- LEVER
- BOLT
- WASHER
- WASHER
- CLEVIS
- PIN
- DOWEL
- WASHER
- LEVER
- PIN
- ROD
- SPACER
- BOLT
- WASHER
- NUT
- LEVER
- PIN
- CIRCLIP
- PIN
- LEVER
- DOWEL
- DOWEL
- WASHER
- DOWEL
- SHAFT
- ROD
- CABLE
- PIN
- WASHER
- DOWEL
- BOLT
- WASHER
- CABLE
- BRACKET
- BRACKET
- DRIVE
- BRACKET
- LEVER
- LEVER
- NUT
- WASHER
- KNOB
- NUT
- BOLT

- PEDAL
- PASADOR
- ARANDELA
- CENTRAJE
- ARANDELA
- CENTRAJE
- PALANCA
- PERNO
- ARANDELA
- ARANDELA
- GANCHO SEGUR.
- PASADOR
- CENTRAJE
- ARANDELA
- PALANCA
- PASADOR
- VARILLA
- PIEZA DISTANCIA
- PERNO
- ARANDELA
- TUERCA
- PALANCA
- PASADOR
- CIRCULITO
- PASADOR
- PALANCA
- CENTRAJE
- CENTRAJE
- ARANDELA
- CENTRAJE
- ARBOL
- VARILLA
- CABLE
- PASADOR
- ARANDELA
- CENTRAJE
- PERNO
- ARANDELA
- CABLE
- SOPORTE
- SOPORTE
- TRASMISION
- SOPORTE
- PALANCA
- PALANCA
- TUERCA
- ARANDELA
- POMO
- TUERCA
- PERNO

T04750004

EG81Z030

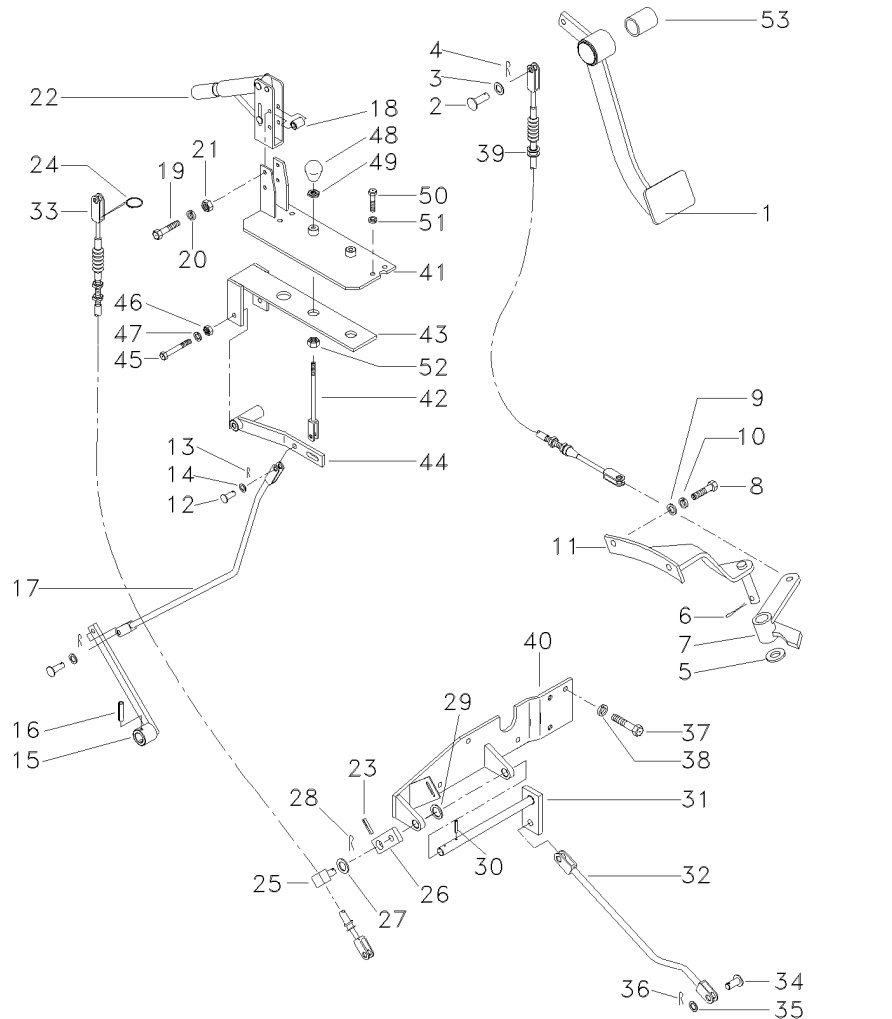
C068002 E02 (1)

10/04 105-50

Controle Traseiro Rear Control Control Trasero
--

**105-50**

Com Cabine With Cab Con Cabina	
--------------------------------------	--

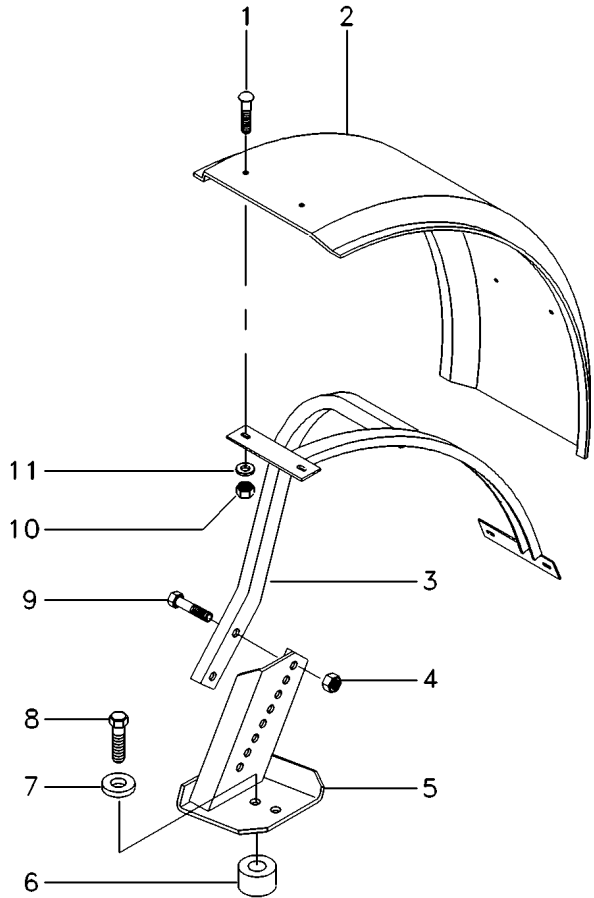


- ```
51 339374X1
52 3410728M1
53 056134P1
54 056133P1
57 1441730X1
58 054291P1
```

- |   |           |          |
|---|-----------|----------|
| 1 | ARRUELA   | WASHER   |
| 1 | PORCA     | NUT      |
| 4 | ATUADOR   | ACTUATOR |
| 4 | SUPOTE    | BRACKET  |
| 1 | PINO      | PIN      |
| 1 | ADAPTADOR | ADAPTOR  |

- |          |           |
|----------|-----------|
| WASHER   | ARANDELA  |
| NUT      | TUERCA    |
| ACTUATOR | ACTUADOR  |
| BRACKET  | SOPORTE   |
| PIN      | PASADOR   |
| ADAPTOR  | ADAPTADOR |

- ARANDELA  
TUERCA  
ACTUADOR  
SOPORTE  
PASADOR  
ADAPTADOR



- 1 390809X1
- 2 054721T1
- 3 036258S1
- 3 036259S1
- 4 339054X1
- 5 064060S1
- 5 064059S1
- 6 024524P1
- 7 041239P1
- 9 339208X1
- 10 339402X1
- 11 390734X1

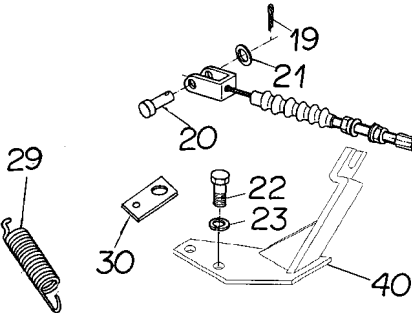
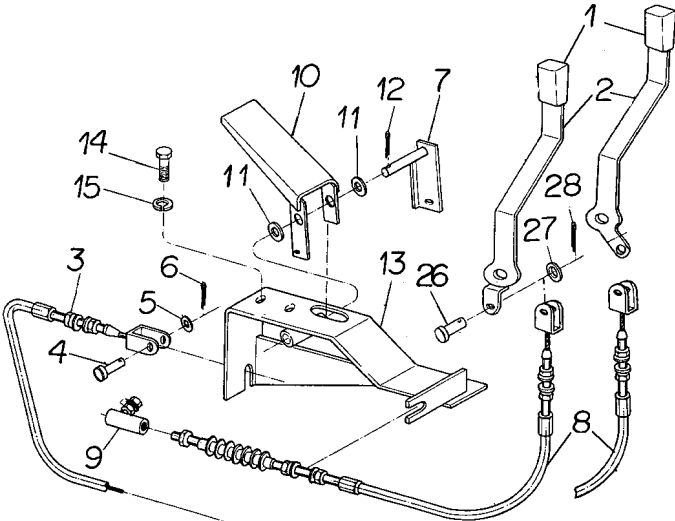


- |             |         |                 |
|-------------|---------|-----------------|
| 12 PARAFUSO | BOLT    | PERNO           |
| 2 PÁRA-LAMA | FENDER  | GUARDABARRO     |
| 1 SUPORTE   | BRACKET | SOPORTE         |
| 1 SUPORTE   | BRACKET | SOPORTE         |
| 4 PORCA     | NUT     | TUERCA          |
| 1 SUPORTE   | BRACKET | SOPORTE         |
| 1 SUPORTE   | BRACKET | SOPORTE         |
| 8 ESPAÇADOR | SPACER  | PIEZA DISTANCIA |
| 8 ESPAÇADOR | SPACER  | PIEZA DISTANCIA |
| 4 PARAFUSO  | BOLT    | PERNO           |
| 12 PORCA    | NUT     | TUERCA          |
| 12 ARRUELA  | WASHER  | ARANDELA        |

Controle De Aceleração  
Throttle Controls  
Controles De Aceleración

105-60

Sem Cabine  
Without Cab  
Sin Cabina



- 1 035972P1
- 2 036588S1
- 3 036627T1
- 4 354186X1
- 5 353753X1
- 6 354041X1
- 7 036633S1
- 8 024293T1
- 9 487077M91
- 10 036631S1
- 11 390734X1
- 12 354059X1
- 13 036037S1
- 14 390379X1
- 15 339374X1
- 19 354041X1
- 20 354187X1
- 21 355617X1
- 22 339081X1
- 23 339376X1
- 26 354186X1
- 27 353753X1
- 28 354041X1
- 29 893713M1
- 30 3145925M1
- 40 037072S2

- 1 MANÍPULO
- 1 ALAVANCA
- 1 C.J. CABO
- 1 PINO
- 1 ARRUELA
- 1 CUPILHA
- 1 ALAVANCA
- 1 C.J. CABO
- 1 CONECTOR
- 1 PEDAL
- 2 ARRUELA
- 1 CONTRAPINO
- 1 SUPORTE
- 2 PARAFUSO
- 2 ARRUELA
- 1 CUPILHA
- 1 PINO
- 1 ARRUELA
- 2 PARAFUSO
- 2 ARRUELA
- 1 PINO
- 1 ARRUELA
- 1 CUPILHA
- 1 MOLA
- 1 SUPORTE
- 1 SUPORTE

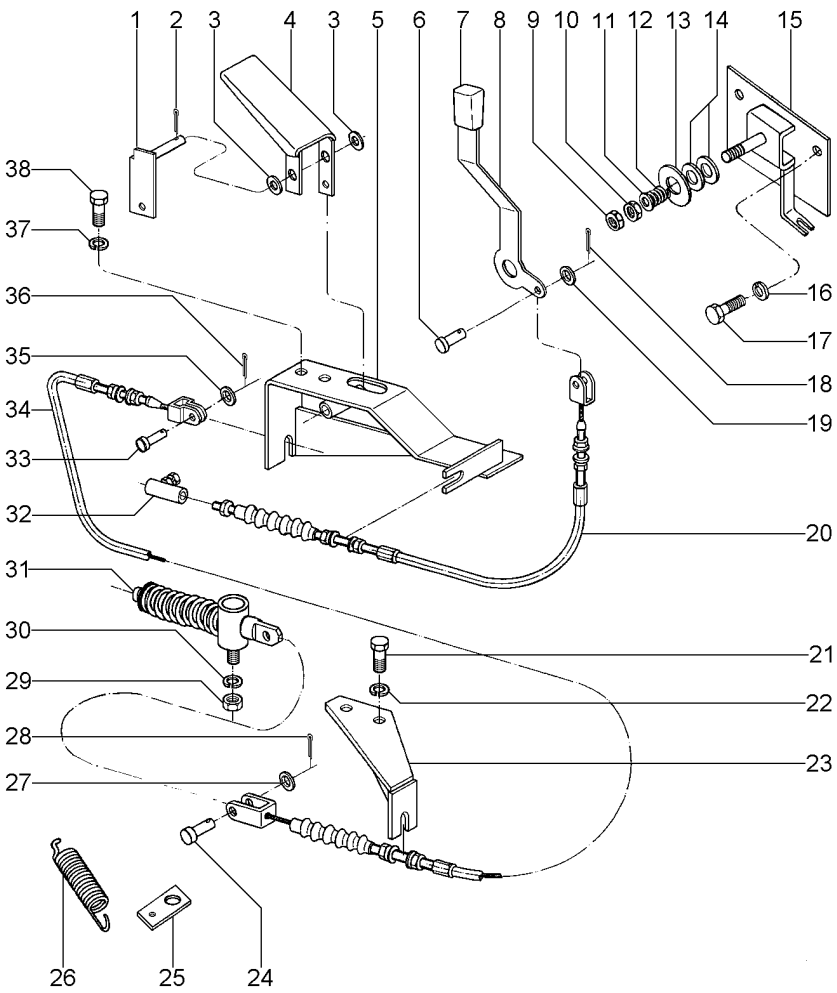
- KNOB
- LEVER
- KIT, CABLE
- PIN
- WASHER
- COTTER PIN
- LEVER
- KIT, CABLE
- CONNECTOR
- PEDAL
- WASHER
- DOWEL
- BRACKET
- BOLT
- WASHER
- COTTER PIN
- PIN
- WASHER
- BOLT
- WASHER
- PIN
- WASHER
- COTTER PIN
- SPRING
- BRACKET
- SUPPORT

- POMO
- PALANCA
- CABLES JUEGO
- PASADOR
- ARANDELA
- PASADOR DOUBLE
- PALANCA
- CABLES JUEGO
- CONECTOR
- PEDAL
- ARANDELA
- CENTRAJE
- SOPORTE
- PERNO
- ARANDELA
- PASADOR DOUBLE
- PASADOR
- ARANDELA
- PERNO
- ARANDELA
- PASADOR
- ARANDELA
- PASADOR DOUBLE
- RESORTE
- SOPORTE
- DISPOS.DE SOSTEN

Controle De Aceleração  
Throttle Controls  
Controles De Aceleración

105-65

Sem Cabine  
Without Cab  
Sin Cabina



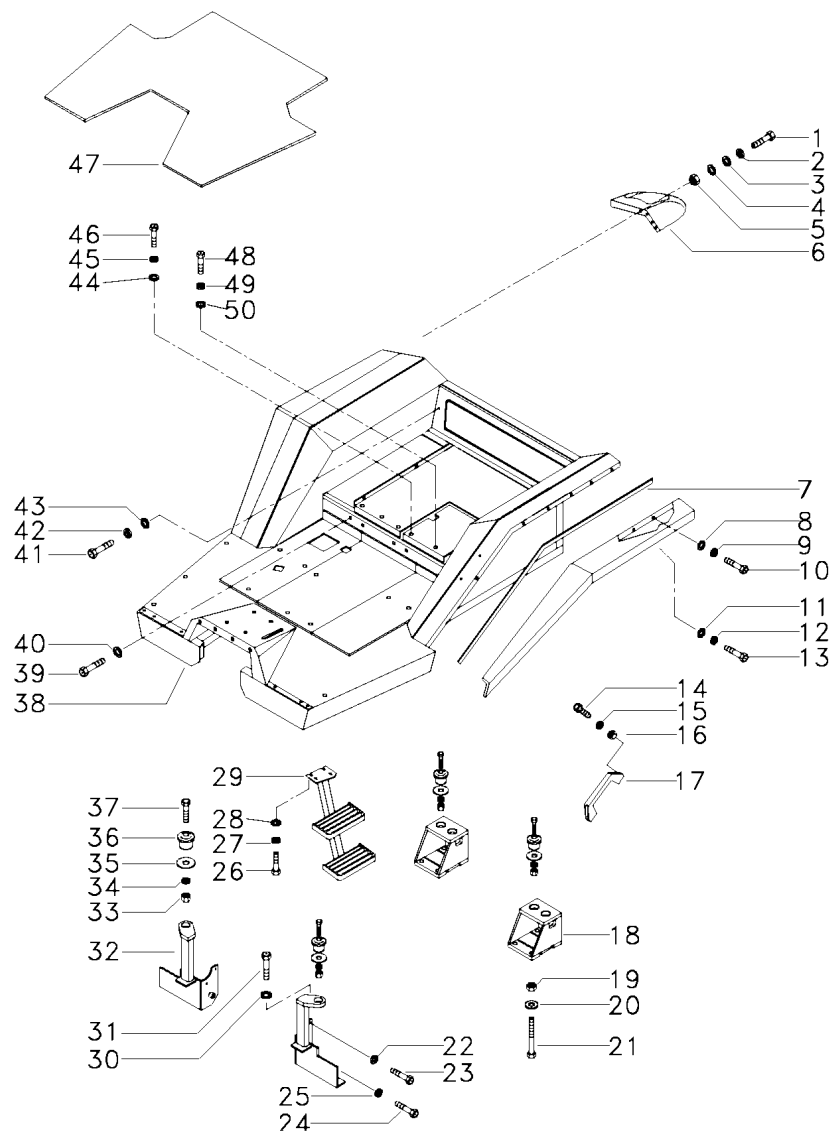
- 1 036633S1
- 2 354059X1
- 3 390734X1
- 4 036631S1
- 5 036037S1
- 6 354186X1
- 7 035972P1
- 8 039116P1
- 9 353430X1
- 10 353431X1
- 11 353756X1
- 12 037594P1
- 13 044206P1
- 14 490434M1
- 15 063135S1
- 16 339376X1
- 17 339451X1
- 18 354041X1
- 19 353753X1
- 20 024293T1
- 21 339081X1
- 22 339376X1
- 23 037072S2
- 24 354187X1
- 25 3145925M1
- 26 893713M1
- 27 355617X1
- 28 354041X1
- 29 353918X1
- 30 353441X1
- 31 020301N1
- 32 487077M91
- 33 354186X1
- 34 036627T1
- 35 353753X1
- 36 354041X1
- 37 339374X1
- 38 390379X1

- 1 ALAVANCA
- 1 CONTRAPINO
- 2 ARRUELA
- 1 PEDAL
- 1 SUPORTE
- 1 PINO
- 1 MANÍPULO
- 1 ALAVANCA
- 1 PORCA
- 1 PORCA
- 1 ARRUELA
- 1 MOLA
- 1 ESPAÇADOR
- 2 ARRUELA
- 1 SUPORTE
- 2 ARRUELA
- 2 PARAFUSO
- 1 CUPILHA
- 1 ARRUELA
- 1 C.J. CABO
- 2 PARAFUSO
- 2 ARRUELA
- 1 SUPORTE
- 1 PINO
- 1 SUPORTE
- 1 MOLA
- 1 ARRUELA
- 1 CUPILHA
- 1 PORCA
- 1 ARRUELA
- 1 C.J. MOLA
- 1 CONECTOR
- 1 PINO
- 1 C.J. CABO
- 1 ARRUELA
- 1 CUPILHA
- 1 ARRUELA
- 2 PARAFUSO

- LEVER
- DOWEL
- WASHER
- PEDAL
- BRACKET
- PIN
- KNOB
- LEVER
- NUT
- NUT
- WASHER
- SPRING
- SPACER
- WASHER
- CLEVIS
- WASHER
- BOLT
- COTTER PIN
- WASHER
- KIT, CABLE
- BOLT
- WASHER
- SUPPORT
- PIN
- BRACKET
- SPRING
- WASHER
- COTTER PIN
- NUT
- WASHER
- KIT, SPRING
- CONNECTOR
- PIN
- KIT, CABLE
- WASHER
- COTTER PIN
- WASHER
- BOLT

- PALANCA
- CENTRAJE
- ARANDELA
- PEDAL
- SOPORTE
- PASADOR
- POMO
- PALANCA
- TUERCA
- TUERCA
- ARANDELA
- RESORTE
- PIEZA DISTANCIA
- ARANDELA
- GANCHO SEGUR.
- ARANDELA
- PERNO
- PASADOR DOUBLE
- ARANDELA
- CABLES JUEGO
- PERNO
- ARANDELA
- DISPOS.DE SOSTEN
- PASADOR
- SOPORTE
- RESORTE
- ARANDELA
- PASADOR DOUBLE
- TUERCA
- ARANDELA
- RESORTE JUEGO
- CONECTOR
- PASADOR
- CABLES JUEGO
- ARANDELA
- PASADOR DOUBLE
- ARANDELA
- PERNO

105-195 No

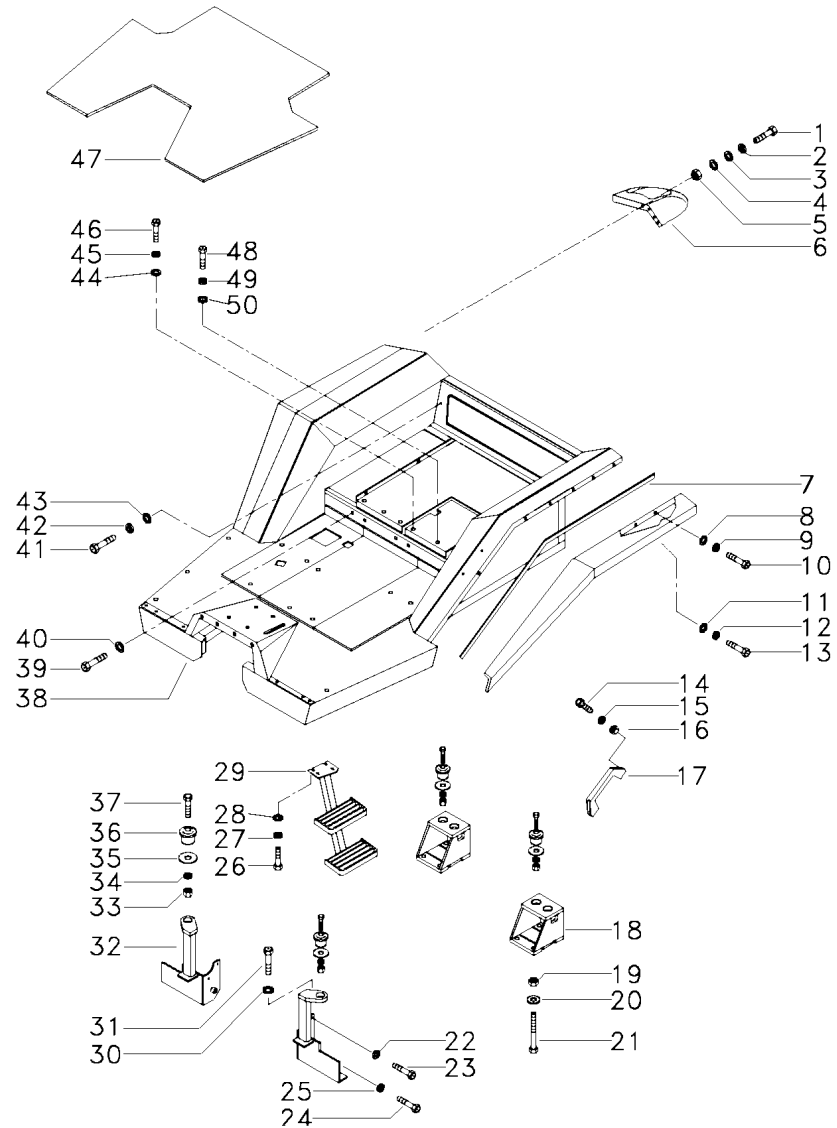


|    |           |    |            |           |           |
|----|-----------|----|------------|-----------|-----------|
| 1  | 339761X1  | 8  | PARAFUSO   | BOLT      | PERNO     |
| 2  | 339374X1  | 8  | ARRUELA    | WASHER    | ARANDELA  |
| 3  | 391039X1  | 8  | ARRUELA    | WASHER    | ARANDELA  |
| 4  | 339056X1  | 4  | ARRUELA    | WASHER    | ARANDELA  |
| 5  | 339169X1  | 4  | PORCA      | NUT       | TUERCA    |
| 6  | 039795P1  | 1  | EXTENSÃO   | EXTENSION | EXTENSION |
| 6  | 039796P1  | 1  | EXTENSÃO   | EXTENSION | EXTENSION |
| 7  | 036773P1  | 2  | PERFIL     | PROFILE   | PERFIL    |
| 8  | 339056X1  | 16 | ARRUELA    | WASHER    | ARANDELA  |
| 9  | 339374X1  | 16 | ARRUELA    | WASHER    | ARANDELA  |
| 10 | 339123X1  | 16 | PARAFUSO   | BOLT      | PERNO     |
| 11 | 339024X1  | 8  | ARRUELA    | WASHER    | ARANDELA  |
| 12 | 339374X1  | 8  | ARRUELA    | WASHER    | ARANDELA  |
| 13 | 339124X1  | 8  | PARAFUSO   | BOLT      | PERNO     |
| 14 | 360826X1  | 2  | PARAFUSO   | BOLT      | PERNO     |
| 15 | 353446X1  | 2  | ARRUELA    | WASHER    | ARANDELA  |
| 16 | 355565X1  | 2  | PORCA      | NUT       | TUERCA    |
| 17 | 3589241M1 | 1  | ALÇA       | STRAP     | FAJA      |
| 18 | 036120S1  | 2  | SUPORTE    | BRACKET   | SOPORTE   |
| 19 | 366957X1  | 12 | PORCA      | NUT       | TUERCA    |
| 20 | 353775X1  | 12 | ARRUELA    | WASHER    | ARANDELA  |
| 21 | 373686X1  | 12 | PARAFUSO   | BOLT      | PERNO     |
| 22 | 353439X1  | 4  | ARRUELA    | WASHER    | ARANDELA  |
| 23 | 354276X1  | 4  | PARAFUSO   | BOLT      | PERNO     |
| 24 | 354651X1  | 2  | PARAFUSO   | SCREW     | TORNILLO  |
| 25 | 353439X1  | 2  | ARRUELA    | WASHER    | ARANDELA  |
| 26 | 339451X1  | 4  | PARAFUSO   | BOLT      | PERNO     |
| 27 | 339376X1  | 4  | ARRUELA    | WASHER    | ARANDELA  |
| 28 | 339025X1  | 4  | ARRUELA    | WASHER    | ARANDELA  |
| 29 | 037801S1  | 1  | ESCADA     | LADDER    | ESCALERA  |
| 30 | 353439X1  | 2  | ARRUELA    | WASHER    | ARANDELA  |
| 31 | 353723X1  | 2  | PARAFUSO   | BOLT      | PERNO     |
| 32 | 039562S2  | 1  | SUPORTE    | BRACKET   | SOPORTE   |
| 32 | 039563S2  | 1  | SUPORTE    | BRACKET   | SOPORTE   |
| 33 | 353435X1  | 6  | PORCA      | NUT       | TUERCA    |
| 34 | 353440X1  | 6  | ARRUELA    | WASHER    | ARANDELA  |
| 35 | 021330P1  | 6  | ARRUELA    | WASHER    | ARANDELA  |
| 36 | 021422P1  | 6  | COXIM      | MOUNTING  | MONTANTE  |
| 37 | 353934X1  | 6  | PARAFUSO   | BOLT      | PERNO     |
| 38 | 049500N1  | 1  | PLATAFORMA | TABLE     | MESA      |
| 39 | 339666X1  | 18 | PARAFUSO   | BOLT      | PERNO     |
| 40 | 353754X1  | 18 | ARRUELA    | WASHER    | ARANDELA  |
| 41 | 339123X1  | 7  | PARAFUSO   | BOLT      | PERNO     |
| 42 | 339374X1  | 7  | ARRUELA    | WASHER    | ARANDELA  |
| 43 | 339024X1  | 7  | ARRUELA    | WASHER    | ARANDELA  |
| 44 | 339024X1  | 3  | ARRUELA    | WASHER    | ARANDELA  |
| 45 | 339374X1  | 3  | ARRUELA    | WASHER    | ARANDELA  |
| 46 | 339761X1  | 3  | PARAFUSO   | BOLT      | PERNO     |
| 47 | 040095P1  | 1  | TAPETE     | MATTING   | ESTERA    |
| 48 | 391375X1  | 4  | PARAFUSO   | BOLT      | PERNO     |

105-200 No

Plataforma Do Operador  
Operator Plataform  
Plataforma Del Operador

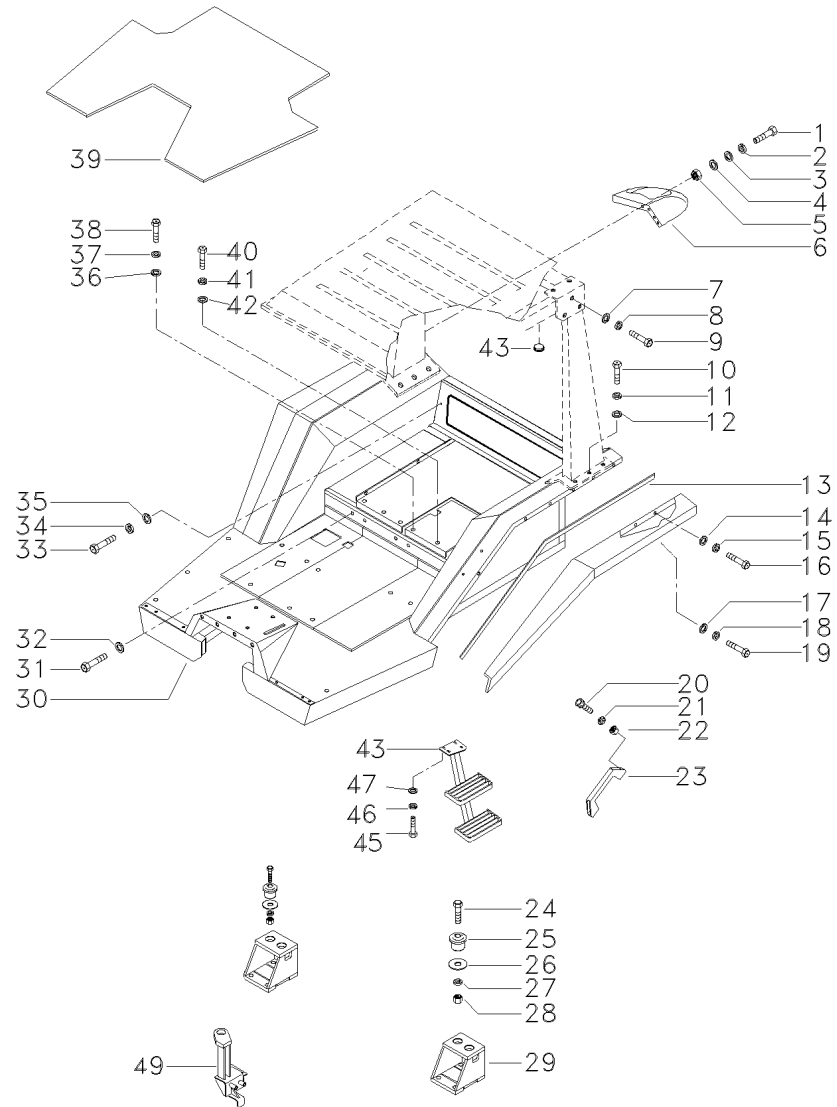
105-70



49 339369X1  
50 353758X1

|           |        |          |
|-----------|--------|----------|
| 4 ARRUELA | WASHER | ARANDELA |
| 4 ARRUELA | WASHER | ARANDELA |





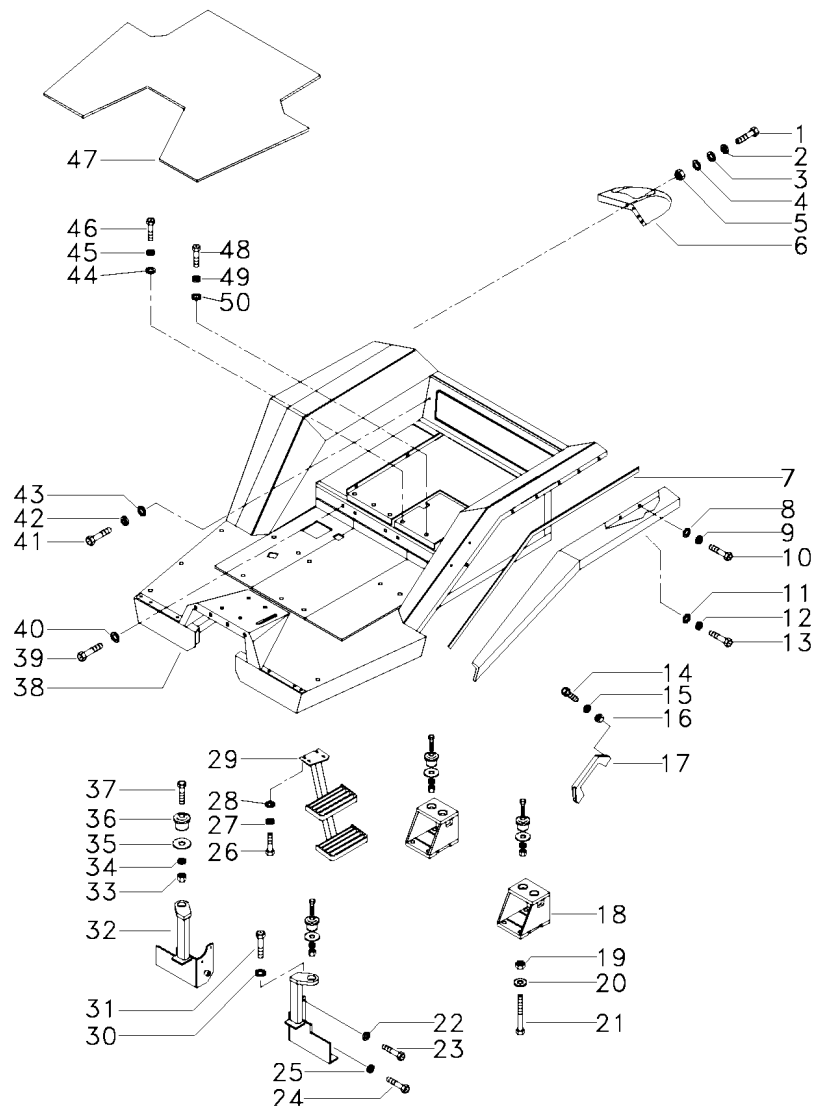
- 1 339761X1  
2 339374X1  
3 391039X1  
4 339056X1  
5 339169X1  
6 036495P1  
6 036496P1  
7 339025X1  
8 339376X1  
9 339401X1  
10 080193H1  
11 353433X1  
12 368123X1  
13 036773P1  
14 339056X1  
15 339374X1  
16 339123X1  
17 339024X1  
18 339374X1  
19 339124X1  
20 360826X1  
21 353446X1  
22 355565X1  
23 3589241M1  
24 353934X1  
25 021422P1  
26 021330P1  
27 353440X1  
28 353435X1  
29 036120S1  
30 036772N1  
31 339666X1  
32 353754X1  
33 339123X1  
34 339374X1  
35 339024X1  
36 339024X1  
37 339374X1  
38 339761X1  
39 040095P1  
40 391375X1  
41 339369X1  
42 021460P1  
43 037801S1  
45 339451X1  
46 339025X1  
47 339376X1  
48 339376X1  
49 039562S2  
49 039563S2

105-205 No

- 8 PARAFUSO  
8 ARRUELA  
8 ARRUELA  
4 ARRUELA  
4 PORCA  
1 EXTENSÃO  
1 EXTENSÃO  
10 ARRUELA  
10 ARRUELA  
10 PARAFUSO  
12 PARAFUSO  
12 ARRUELA  
12 PORCA  
2 PERFIL  
16 ARRUELA  
16 ARRUELA  
16 PARAFUSO  
8 ARRUELA  
8 ARRUELA  
8 PARAFUSO  
2 PARAFUSO  
2 ARRUELA  
2 PORCA  
1 ALÇA  
6 PARAFUSO  
6 COXIM  
6 ARRUELA  
6 ARRUELA  
6 PORCA  
2 SUPORTE  
1 PLATAFORMA  
18 PARAFUSO  
18 ARRUELA  
7 PARAFUSO  
7 ARRUELA  
7 ARRUELA  
3 ARRUELA  
3 ARRUELA  
3 PARAFUSO  
1 TAPETE  
4 PARAFUSO  
4 ARRUELA  
6 TAMPÃO  
1 ESCADA  
4 PARAFUSO  
4 ARRUELA  
4 ARRUELA  
4 ARRUELA  
1 SUPORTE  
1 SUPORTE

- BOLT  
WASHER  
WASHER  
WASHER  
NUT  
EXTENSION  
EXTENSION  
WASHER  
WASHER  
BOLT  
BOLT  
WASHER  
NUT  
PROFILE  
WASHER  
WASHER  
BOLT  
WASHER  
WASHER  
BOLT  
BOLT  
WASHER  
NUT  
STRAP  
BOLT  
MOUNTING  
WASHER  
WASHER  
NUT  
BRACKET  
TABLE  
BOLT  
WASHER  
BOLT  
WASHER  
WASHER  
WASHER  
BOLT  
MATTING  
BOLT  
WASHER  
PAD  
LADDER  
BOLT  
WASHER  
WASHER  
WASHER  
BRACKET  
BRACKET

- PERNO  
ARANDELA  
ARANDELA  
ARANDELA  
TUERCA  
EXTENSION  
EXTENSION  
ARANDELA  
ARANDELA  
PERNO  
PERNO  
ARANDELA  
TUERCA  
PERFIL  
ARANDELA  
ARANDELA  
PERNO  
ARANDELA  
ARANDELA  
PERNO  
PERNO  
ARANDELA  
TUERCA  
FAJA  
PERNO  
MONTANTE  
ARANDELA  
ARANDELA  
TUERCA  
SOPORTE  
MESA  
PERNO  
ARANDELA  
PERNO  
ARANDELA  
ARANDELA  
ARANDELA  
PERNO  
ESTERA  
PERNO  
ARANDELA  
ALMOHADILLA  
ESCALERA  
PERNO  
ARANDELA  
ARANDELA  
ARANDELA  
SOPORTE  
SOPORTE



- 1 339761X1
- 2 339374X1
- 3 391039X1
- 4 339056X1
- 5 339169X1
- 6 039795P1
- 6 039796P1
- 7 036773P1
- 8 339056X1
- 9 339374X1
- 10 339123X1
- 11 339024X1
- 12 339374X1
- 13 339124X1
- 14 360826X1
- 15 353446X1
- 16 355565X1
- 17 3589241M1
- 18 036120S1
- 19 366957X1
- 20 353775X1
- 21 368547X1
- 22 353439X1
- 23 354276X1
- 24 354651X1
- 25 353439X1
- 26 339451X1
- 27 339376X1
- 28 339025X1
- 29 037801S1
- 30 353439X1
- 31 353723X1
- 32 039562S2
- 32 039563S2
- 33 353435X1
- 34 353440X1
- 35 021330P1
- 36 021422P1
- 37 353934X1
- 38 064162N1
- 39 339666X1
- 40 353754X1
- 41 339123X1
- 42 339374X1
- 43 339024X1
- 44 339024X1
- 45 339374X1
- 46 339761X1
- 47 040095P1
- 48 391375X1

- 8 PARAFUSO
- 8 ARRUELA
- 8 ARRUELA
- 4 ARRUELA
- 4 PORCA
- 1 EXTENSÃO
- 1 EXTENSÃO
- 2 PERFIL
- 16 ARRUELA
- 16 ARRUELA
- 16 PARAFUSO
- 8 ARRUELA
- 8 ARRUELA
- 8 PARAFUSO
- 2 PARAFUSO
- 2 ARRUELA
- 2 PORCA
- 1 ALÇA
- 2 SUPORTE
- 8 PORCA
- 8 ARRUELA
- 8 PARAFUSO
- 4 ARRUELA
- 4 PARAFUSO
- 2 PARAFUSO
- 2 ARRUELA
- 4 PARAFUSO
- 4 ARRUELA
- 4 ARRUELA
- 1 ESCADA
- 2 ARRUELA
- 2 PARAFUSO
- 1 SUPORTE
- 1 SUPORTE
- 6 PORCA
- 6 ARRUELA
- 6 ARRUELA
- 6 COXIM
- 6 PARAFUSO
- 1 PLATAFORMA
- 18 PARAFUSO
- 18 ARRUELA
- 7 PARAFUSO
- 7 ARRUELA
- 7 ARRUELA
- 3 ARRUELA
- 3 ARRUELA
- 3 PARAFUSO
- 1 TAPETE
- 4 PARAFUSO

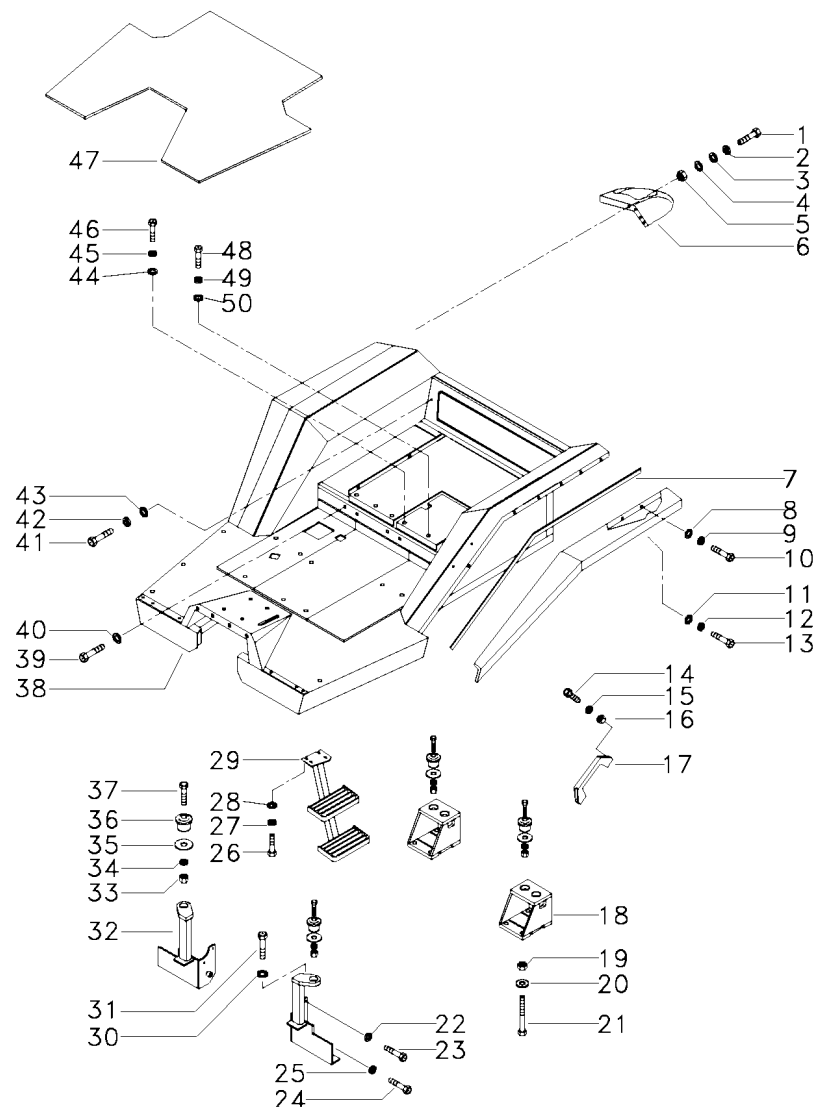
- BOLT
- WASHER
- WASHER
- WASHER
- NUT
- EXTENSION
- EXTENSION
- PROFILE
- WASHER
- WASHER
- BOLT
- WASHER
- WASHER
- BOLT
- BOLT
- WASHER
- NUT
- STRAP
- BRACKET
- NUT
- WASHER
- BOLT
- WASHER
- BOLT
- SCREW
- WASHER
- BOLT
- WASHER
- WASHER
- LADDER
- WASHER
- BOLT
- BRACKET
- BRACKET
- NUT
- WASHER
- WASHER
- MOUNTING
- BOLT
- TABLE
- BOLT
- WASHER
- BOLT
- WASHER
- WASHER
- WASHER
- WASHER
- BOLT
- MATTING
- BOLT

- PERNO
- ARANDELA
- ARANDELA
- ARANDELA
- TUERCA
- EXTENSION
- EXTENSION
- PERFIL
- ARANDELA
- ARANDELA
- PERNO
- ARANDELA
- ARANDELA
- PERNO
- PERNO
- ARANDELA
- TUERCA
- FAJA
- SOPORTE
- TUERCA
- ARANDELA
- PERNO
- ARANDELA
- PERNO
- TORNILLO
- ARANDELA
- PERNO
- ARANDELA
- ESCALERA
- ARANDELA
- PERNO
- SOPORTE
- SOPORTE
- TUERCA
- ARANDELA
- ARANDELA
- MONTANTE
- PERNO
- MESA
- PERNO
- ARANDELA
- PERNO
- ARANDELA
- ARANDELA
- ARANDELA
- ARANDELA
- PERNO
- ESTERA
- PERNO

105-210 No

Plataforma Do Operator  
Operator Plataform  
Plataforma Del Operator

105-80

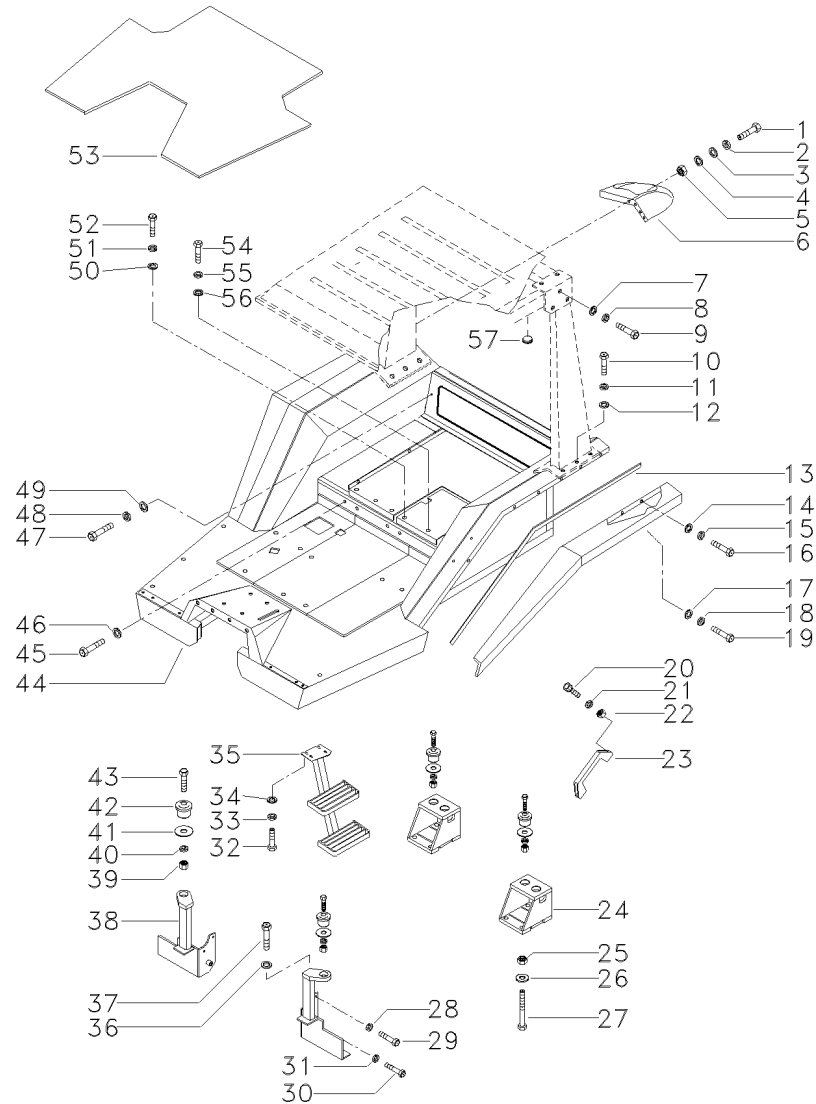


49 339369X1  
50 353758X1

4 ARRUELA  
4 ARRUELA

WASHER  
WASHER

ARANDELA  
ARANDELA



- 1 339761X1
- 2 339374X1
- 3 391039X1
- 4 339056X1
- 5 339169X1
- 6 036495P1
- 6 036496P1
- 7 339025X1
- 8 339376X1
- 9 339401X1
- 10 080193H1
- 11 353433X1
- 12 368123X1
- 13 036773P1
- 14 339056X1
- 15 339374X1
- 16 339123X1
- 17 339024X1
- 18 339374X1
- 19 339124X1
- 20 360826X1
- 21 353446X1
- 22 355565X1
- 23 3589241M1
- 24 036120S1
- 25 353760X1
- 26 368123X1
- 27 1481783M1
- 28 353439X1
- 29 354276X1
- 30 354651X1
- 31 353439X1
- 32 339451X1
- 33 339376X1
- 34 339025X1
- 35 037801S1
- 36 353439X1
- 37 353723X1
- 38 039562S2
- 38 039563S2
- 39 353435X1
- 40 353440P1
- 41 021330P1
- 42 021422P1
- 43 353934X1
- 44 064164N1
- 45 339666X1
- 46 353754X1
- 47 339123X1
- 48 339374X1

- 8 PARAFUSO
- 8 ARRUELA
- 8 ARRUELA
- 4 ARRUELA
- 4 PORCA
- 1 EXTENSÃO
- 1 EXTENSÃO
- 10 ARRUELA
- 10 ARRUELA
- 10 PARAFUSO
- 12 PARAFUSO
- 12 ARRUELA
- 12 PORCA
- 2 PERFIL
- 16 ARRUELA
- 16 ARRUELA
- 16 PARAFUSO
- 8 ARRUELA
- 8 ARRUELA
- 8 PARAFUSO
- 2 PARAFUSO
- 2 ARRUELA
- 2 PORCA
- 1 ALÇA
- 2 SUPORTE
- 12 ARRUELA
- 12 PORCA
- 12 PARAFUSO
- 4 ARRUELA
- 4 PARAFUSO
- 2 PARAFUSO
- 2 ARRUELA
- 4 PARAFUSO
- 4 ARRUELA
- 4 ARRUELA
- 1 ESCADA
- 2 ARRUELA
- 2 PARAFUSO
- 1 SUPORTE
- 1 SUPORTE
- 6 PORCA
- 6 ARRUELA
- 6 ARRUELA
- 6 COXIM
- 6 PARAFUSO
- 1 PLATAFORMA
- 18 PARAFUSO
- 18 ARRUELA
- 8 PARAFUSO
- 8 ARRUELA

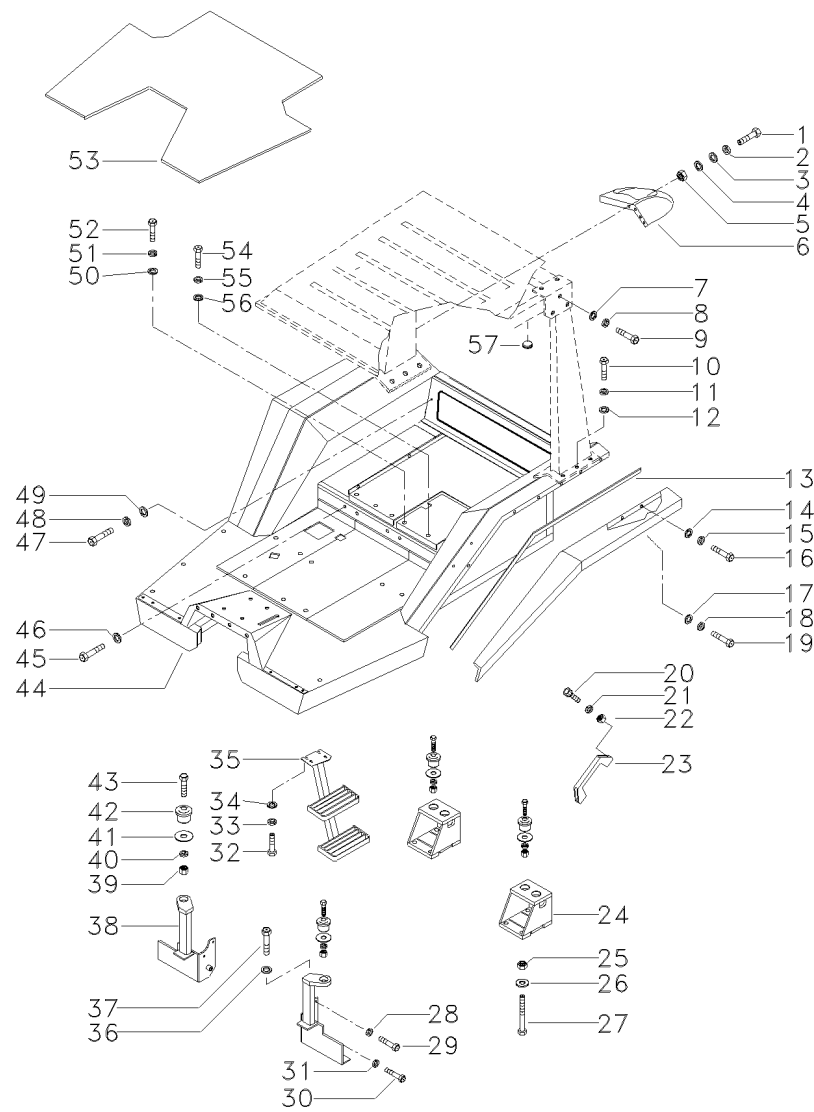
- BOLT
- WASHER
- WASHER
- WASHER
- NUT
- EXTENSION
- EXTENSION
- WASHER
- WASHER
- BOLT
- BOLT
- WASHER
- NUT
- PROFILE
- WASHER
- WASHER
- BOLT
- WASHER
- WASHER
- BOLT
- BOLT
- WASHER
- NUT
- STRAP
- BRACKET
- WASHER
- NUT
- BOLT
- WASHER
- BOLT
- WASHER
- WASHER
- LADDER
- WASHER
- BOLT
- BRACKET
- BRACKET
- NUT
- WASHER
- WASHER
- MOUNTING
- BOLT
- TABLE
- BOLT
- WASHER
- BOLT
- WASHER

- PERNO
- ARANDELA
- ARANDELA
- ARANDELA
- TUERCA
- EXTENSION
- EXTENSION
- ARANDELA
- ARANDELA
- PERNO
- PERNO
- ARANDELA
- TUERCA
- PERFIL
- ARANDELA
- ARANDELA
- PERNO
- ARANDELA
- ARANDELA
- PERNO
- PERNO
- ARANDELA
- TUERCA
- FAJA
- SOPORTE
- ARANDELA
- TUERCA
- PERNO
- ARANDELA
- ARANDELA
- PERNO
- PERNO
- PERNO
- TORNILLO
- ARANDELA
- PERNO
- ARANDELA
- ESCALERA
- ARANDELA
- PERNO
- SOPORTE
- SOPORTE
- TUERCA
- ARANDELA
- ARANDELA
- MONTANTE
- PERNO
- MESA
- PERNO
- ARANDELA
- PERNO
- ARANDELA

105-215 No

Plataforma Do Operador  
Operator Platform  
Plataforma Del Operador

105-85



- 49 339024X1
- 50 339024X1
- 51 339374X1
- 52 339761X1
- 53 040095P1
- 54 391375X1
- 55 339369X1
- 56 353758X1
- 57 021460P1

- 8 ARRUELA
- 3 ARRUELA
- 3 ARRUELA
- 3 PARAFUSO
- 1 TAPETE
- 4 PARAFUSO
- 4 ARRUELA
- 4 ARRUELA
- 6 TAMPÃO

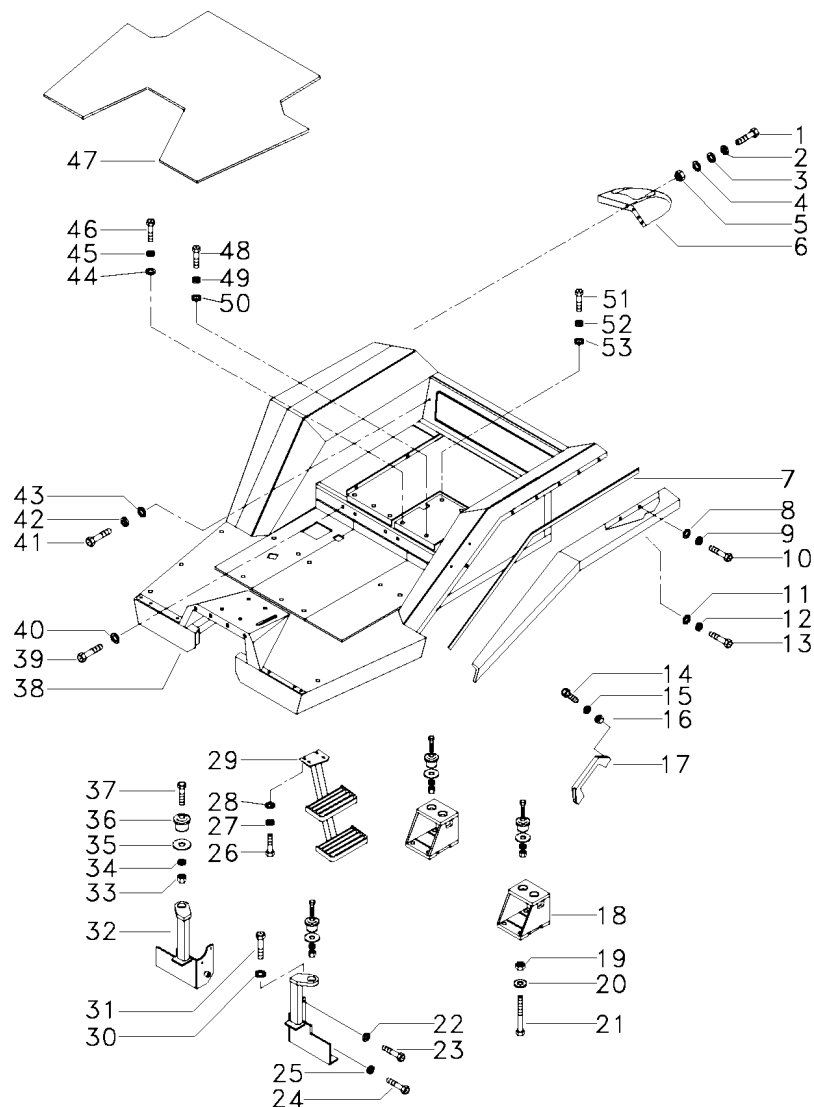
- WASHER
- WASHER
- WASHER
- BOLT
- MATTING
- BOLT
- WASHER
- WASHER
- PAD

- ARANDELA
- ARANDELA
- ARANDELA
- PERNO
- ESTERA
- PERNO
- ARANDELA
- ARANDELA
- ALMOHADILLA

Plataforma Do Operador  
Operator Platform  
Plataforma Del Operador

105-90

Com Fluxo Combinado  
With Combined Flow  
Con Combined Flow



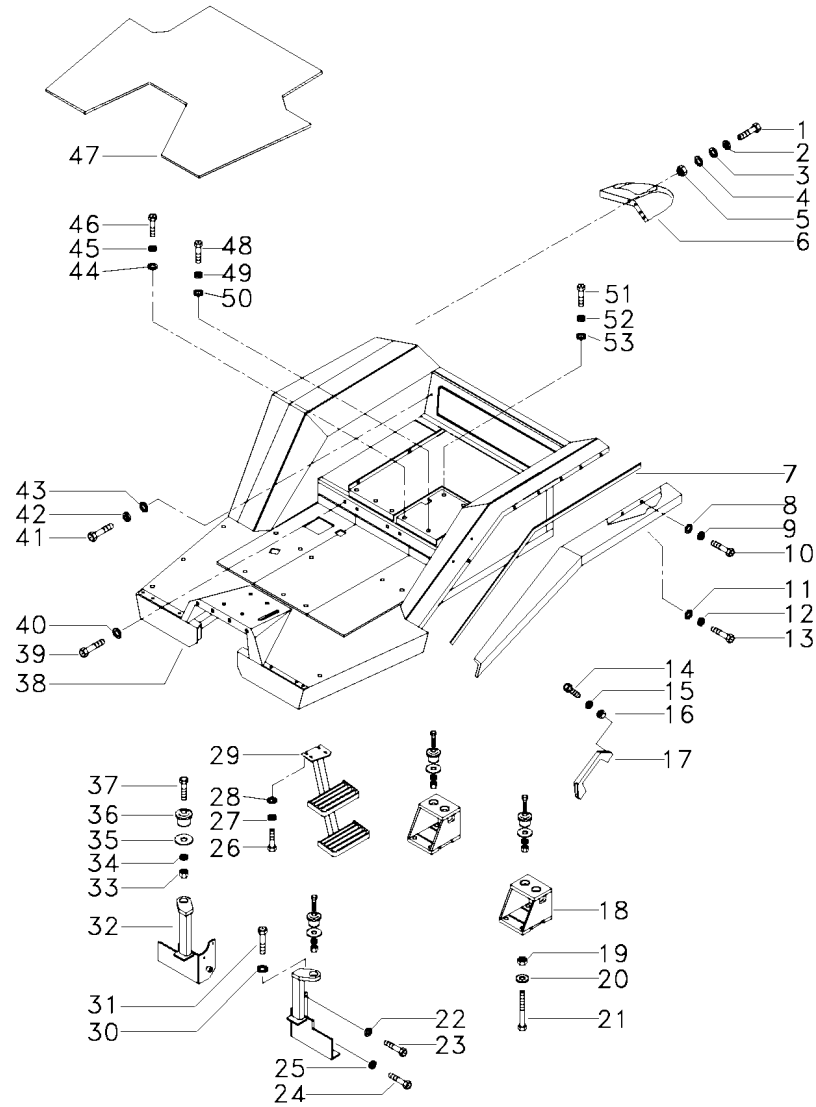
- 1 339761X1
- 2 339374X1
- 3 391039X1
- 4 339056X1
- 5 339169X1
- 6 039795P1
- 6 039796P1
- 7 036773P1
- 8 339056X1
- 9 339374X1
- 10 339123X1
- 11 339024X1
- 12 339374X1
- 13 339124X1
- 14 360826X1
- 15 353446X1
- 16 355565X1
- 17 3589241M1
- 18 036120S1
- 19 366957X1
- 20 353775X1
- 21 373686X1
- 22 353439X1
- 23 354276X1
- 24 354651X1
- 25 353439X1
- 26 339451X1
- 27 339376X1
- 28 339025X1
- 29 037801S1
- 30 353439X1
- 31 353723X1
- 32 039562S2
- 32 039563S2
- 33 353435X1
- 34 353440X1
- 35 021330P1
- 36 021422P1
- 37 353934X1
- 38 064170N2
- 39 339666X1
- 40 353754X1
- 41 339123X1
- 42 339374X1
- 43 339024X1
- 44 339024X1
- 45 339374X1
- 46 339761X1
- 47 040095P1
- 48 391375X1

- |                  |               |                  |
|------------------|---------------|------------------|
| 8 PARAFUSO       | BOLT          | PERNO            |
| 8 ARRUELA        | WASHER        | ARANDELA         |
| 8 ARRUELA        | WASHER        | ARANDELA         |
| 4 ARRUELA        | WASHER        | ARANDELA         |
| 4 PORCA          | NUT           | TUERCA           |
| 1 EXTENSÃO       | EXTENSION     | EXTENSION        |
| 1 EXTENSÃO       | EXTENSION     | EXTENSION        |
| 2 PERFIL         | PROFILE       | PERFIL           |
| 16 ARRUELA       | WASHER        | ARANDELA         |
| 16 ARRUELA       | WASHER        | ARANDELA         |
| 16 PARAFUSO      | BOLT          | PERNO            |
| 8 ARRUELA        | WASHER        | ARANDELA         |
| 8 ARRUELA        | WASHER        | ARANDELA         |
| 8 PARAFUSO       | BOLT          | PERNO            |
| 2 PARAFUSO       | BOLT          | PERNO            |
| 2 ARRUELA        | WASHER        | ARANDELA         |
| 2 PORCA          | NUT           | TUERCA           |
| 1 ALÇA           | STRAP         | FAJA             |
| 2 SUPORTE        | BRACKET       | SOPORTE          |
| 12 PORCA         | NUT           | TUERCA           |
| 12 ARRUELA       | WASHER        | ARANDELA         |
| 12 PARAFUSO      | BOLT          | PERNO            |
| 4 ARRUELA        | WASHER        | ARANDELA         |
| 4 PARAFUSO       | BOLT          | PERNO            |
| 2 PARAFUSO       | SCREW         | TORNILLO         |
| 2 ARRUELA        | WASHER        | ARANDELA         |
| 4 PARAFUSO       | BOLT          | PERNO            |
| 4 ARRUELA        | WASHER        | ARANDELA         |
| 4 ARRUELA        | WASHER        | ARANDELA         |
| 1 ESCADA         | LADDER        | ESCALERA         |
| 2 ARRUELA        | WASHER        | ARANDELA         |
| 2 PARAFUSO       | BOLT          | PERNO            |
| 1 SUPORTE        | BRACKET       | SOPORTE          |
| 1 SUPORTE        | BRACKET       | SOPORTE          |
| 6 PORCA          | NUT           | TUERCA           |
| 6 ARRUELA        | WASHER        | ARANDELA         |
| 6 ARRUELA        | WASHER        | ARANDELA         |
| 6 COXIM          | MOUNTING      | MONTANTE         |
| 6 PARAFUSO       | BOLT          | PERNO            |
| 1 CJ. PLATAFORMA | KIT, PLATFORM | JUEGO PLATAFORMA |
| 18 PARAFUSO      | BOLT          | PERNO            |
| 18 ARRUELA       | WASHER        | ARANDELA         |
| 7 PARAFUSO       | BOLT          | PERNO            |
| 7 ARRUELA        | WASHER        | ARANDELA         |
| 7 ARRUELA        | WASHER        | ARANDELA         |
| 1 ARRUELA        | WASHER        | ARANDELA         |
| 1 ARRUELA        | WASHER        | ARANDELA         |
| 1 PARAFUSO       | BOLT          | PERNO            |
| 1 TAPETE         | MATTING       | ESTERA           |
| 4 PARAFUSO       | BOLT          | PERNO            |

Plataforma Do Operador  
Operator Plataform  
Plataforma Del Operador

105-90

Com Fluxo Combinado  
With Combined Flow  
Con Combined Flow



- 49 339369X1
- 50 353758X1
- 51 339761X1
- 52 339024X1
- 53 339374X1

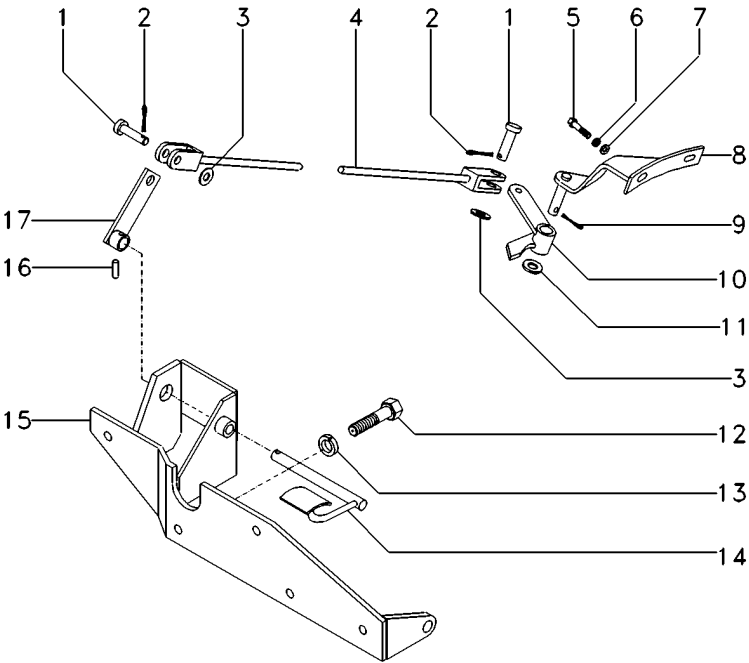
- 4 ARRUELA
- 4 ARRUELA
- 2 PARAFUSO
- 2 ARRUELA
- 2 ARRUELA

- WASHER
- WASHER
- BOLT
- WASHER
- WASHER

- ARANDELA
- ARANDELA
- PERNO
- ARANDELA
- ARANDELA

Controle Traseiro  
Rear Control  
Control Trasero

105-95



105-220 No

- 1 832813M1
- 2 354059X1
- 3 353756X1
- 4 037541N1
- 5 366909X1
- 6 353439X1
- 7 353758X1
- 8 063177S1
- 9 354059X1
- 10 033298S1
- 11 353758X1
- 12 339451X1
- 13 339376X1
- 14 027885S1
- 15 027928S1
- 16 391017X1
- 17 027891S2

- 2 PINO
- 2 CONTRAPINO
- 2 ARRUELA
- 1 TIRANTE
- 2 PARAFUSO
- 2 ARRUELA
- 2 ARRUELA
- 1 SUPORTE
- 1 CONTRAPINO
- 1 ALAVANCA
- 1 ARRUELA
- 4 PARAFUSO
- 4 ARRUELA
- 1 PEDAL
- 1 SUPORTE
- 1 PINO
- 1 ALAVANCA

- PIN
- DOWEL
- WASHER
- ROD
- BOLT
- WASHER
- WASHER
- CLEVIS
- DOWEL
- LEVER
- WASHER
- BOLT
- WASHER
- PEDAL
- BRACKET
- PIN
- LEVER

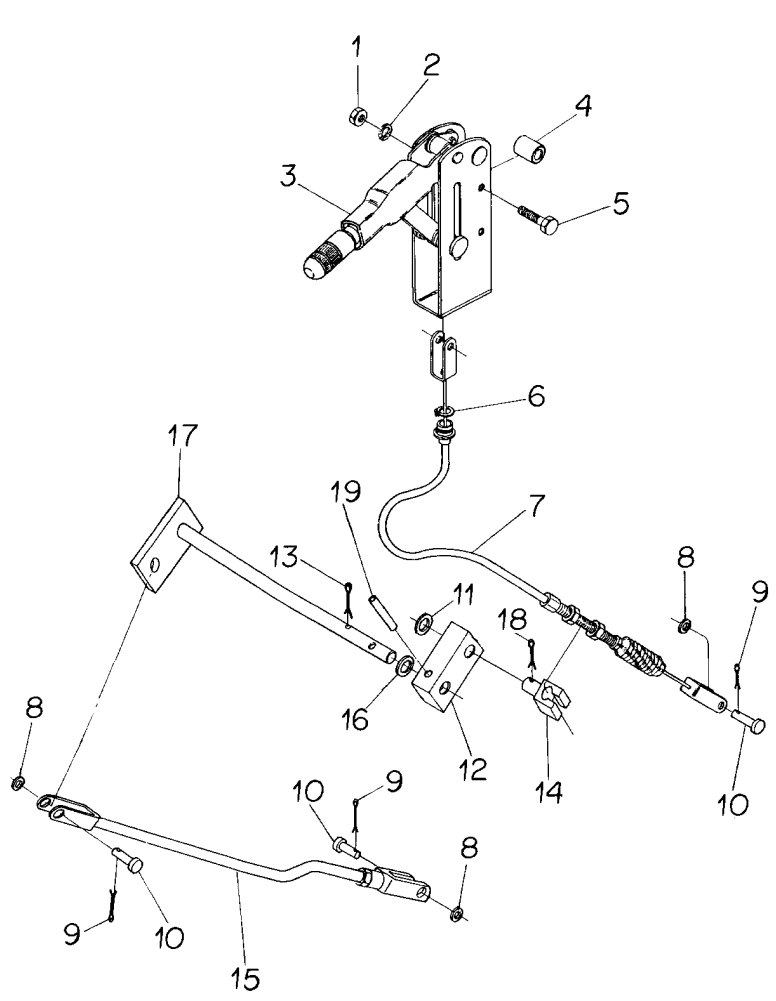
- PASADOR
- CENTRAJE
- ARANDELA
- VARILLA
- PERNO
- ARANDELA
- ARANDELA
- ARANDELA
- GANCHO SEGUR.
- CENTRAJE
- PALANCA
- ARANDELA
- PERNO
- ARANDELA
- PEDAL
- SOPORTE
- PASADOR
- PALANCA



Freio De Estacionamento  
Brake  
Freno

105-100

Com Hydrotronic  
With Hydrotronic  
Con Hydrotronic



- 1 339169X1
- 2 339374X1
- 3 036789T1
- 4 036613P1
- 5 339291X1
- 6 022345T1
- 7 036654T1
- 8 353756X1
- 9 354059X1
- 10 832813M1
- 11 339285X1
- 12 036562P1
- 13 354068X1
- 14 023371P1
- 15 036564S1
- 16 339596X1
- 17 036559S1
- 18 354068X1
- 19 339071X1

- 2 PORCA
- 2 ARRUELA
- 1 ALAVANCA
- 2 ESPAÇADOR
- 2 PARAFUSO
- 1 ANEL TRAVA
- 1 CABO
- 3 ARRUELA
- 3 CONTRAPINO
- 3 PINO
- 1 ARRUELA
- 1 ALAVANCA
- 1 CONTRAPINO
- 1 PINO
- 1 TIRANTE
- 1 ARRUELA
- 1 EIXO
- 1 CONTRAPINO
- 1 PINO

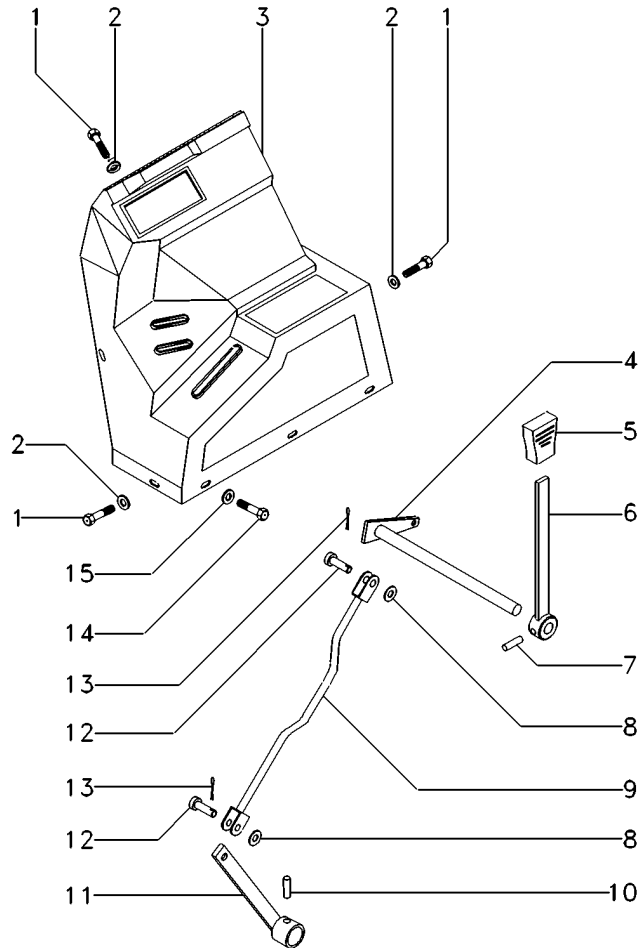
- NUT
- WASHER
- LEVER
- SPACER
- BOLT
- CIRCLIP
- CABLE
- WASHER
- DOWEL
- PIN
- WASHER
- LEVER
- DOWEL
- PIN
- ROD
- WASHER
- SHAFT
- DOWEL
- PIN

- TUERCA
- ARANDELA
- PALANCA
- PIEZA DISTANCIA
- PERNO
- CIRCULITO
- CABLE
- ARANDELA
- CENTRAJE
- PASADOR
- ARANDELA
- PALANCA
- CENTRAJE
- PASADOR
- VARILLA
- ARANDELA
- ARBOL
- CENTRAJE
- PASADOR

Controle Traseiro  
Rear Control  
Controlo Trasero

Console Lateral  
Side Console  
Consola Lateral

105-105



- 1 040214T1
- 2 039921T1
- 3 070499P1
- 3 6205132M1
- 4 036617S1
- 5 035972P1
- 6 036615S1
- 7 391290X1
- 8 353756X1
- 9 036832S1
- 10 339055X1
- 11 027934S1
- 12 832813M1
- 13 354059X1
- 14 391074X1
- 15 353754X1

- 6 PARAFUSO
- 6 ARRUELA
- 1 CONSOLE
- 1 GRADE
- 1 ALAVANCA
- 1 MANÍPULO
- 1 ALAVANCA
- 1 PINO
- 2 ARRUELA
- 1 TIRANTE
- 1 PINO
- 1 ALAVANCA
- 2 PINO
- 2 CONTRAPINO
- 3 PARAFUSO
- 3 ARRUELA

- BOLT
- WASHER
- CONSOLE
- GRILLE
- LEVER
- KNOB
- LEVER
- PIN
- WASHER
- ROD
- PIN
- LEVER
- PIN
- DOWEL
- BOLT
- WASHER

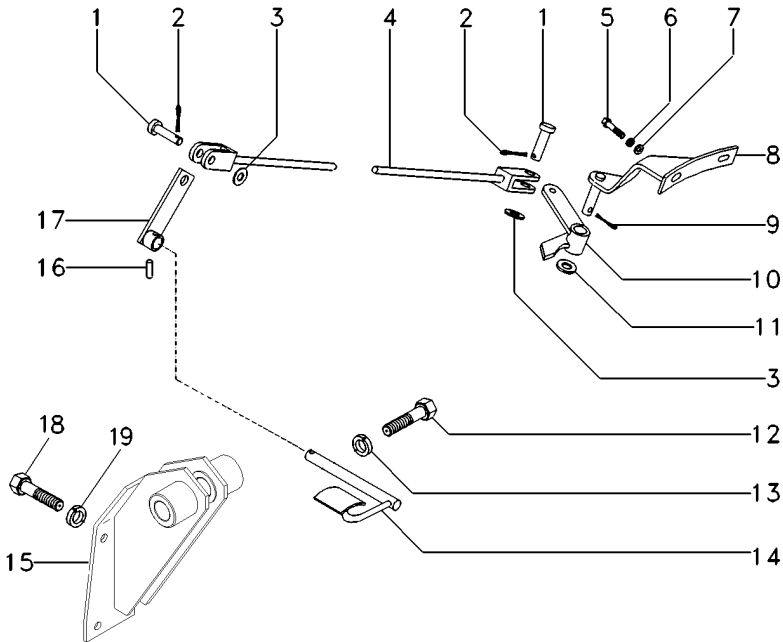
- PERNO
- ARANDELA
- CONSOLA
- REJILLA
- PALANCA
- POMO
- PALANCA
- PASADOR
- ARANDELA
- VARILLA
- PASADOR
- PALANCA
- PASADOR
- CENTRAJE
- PERNO
- ARANDELA

Controle Traseiro  
Rear Control  
Control Trasero

105-110

Com Fluxo Combinado - Com Hydrotronic  
With Combined Flow - With Hydrotronic  
Con Combined Flow - Con Hydrotronic

105-220 No



- 1 832813M1
- 2 354059X1
- 3 353756X1
- 4 037541N1
- 5 366909X1
- 6 353439X1
- 7 353758X1
- 8 063177S1
- 9 354059X1
- 10 033298S1
- 11 353758X1
- 12 339451X1
- 13 339376X1
- 14 027885S1
- 15 042398S1
- 16 391017X1
- 17 027891S2
- 18 339451X1
- 19 339376X1

- 2 PINO
- 2 CONTRAPINO
- 2 ARRUELA
- 1 TIRANTE
- 2 PARAFUSO
- 2 ARRUELA
- 2 ARRUELA
- 1 SUPORTE
- 1 CONTRAPINO
- 1 ALAVANCA
- 1 ARRUELA
- 4 PARAFUSO
- 4 ARRUELA
- 1 PEDAL
- 1 SUPORTE
- 1 PINO
- 1 ALAVANCA
- 2 PARAFUSO
- 2 ARRUELA

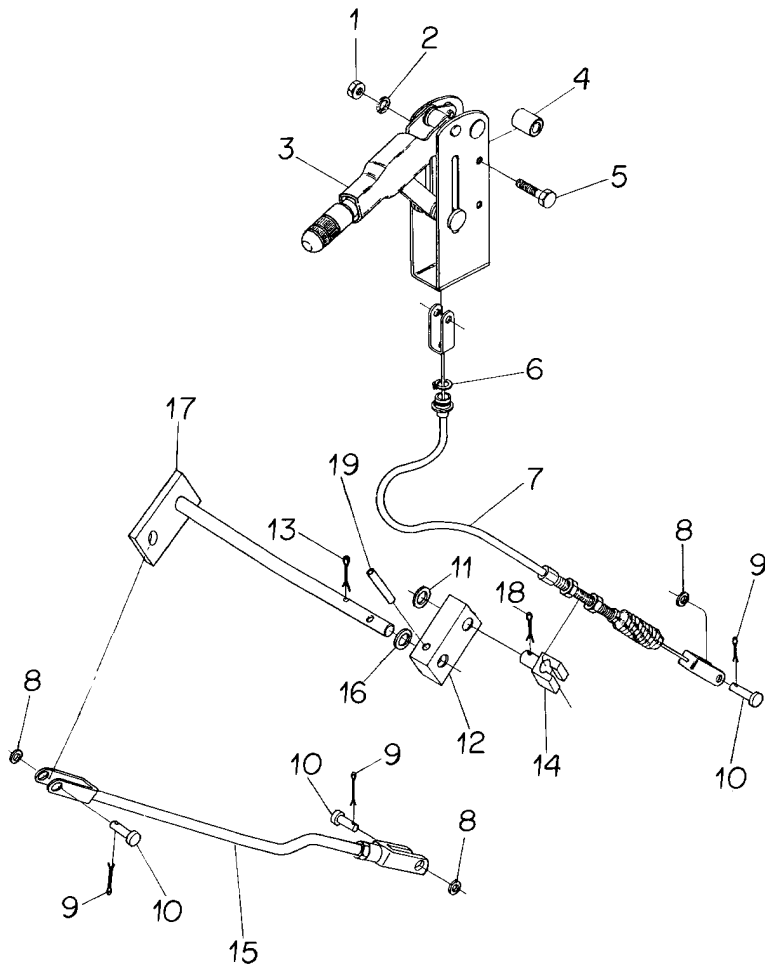
- PIN
- DOWEL
- WASHER
- ROD
- BOLT
- WASHER
- WASHER
- CLEVIS
- DOWEL
- LEVER
- WASHER
- BOLT
- WASHER
- PEDAL
- BRACKET
- PIN
- LEVER
- BOLT
- WASHER

- PASADOR
- CENTRAJE
- ARANDELA
- VARILLA
- PERNO
- ARANDELA
- ARANDELA
- GANCHO SEGUR.
- CENTRAJE
- PALANCA
- ARANDELA
- PERNO
- ARANDELA
- PEDAL
- SOPORTE
- PASADOR
- PALANCA
- PERNO
- ARANDELA

|                         |
|-------------------------|
| Freio De Estacionamento |
| Brake                   |
| Freno                   |

**105-115**

**Com Fluxo Combinado - Com Hydrotronic**  
**With Combined Flow - With Hydrotronic**  
**Con Combined Flow - Con Hydrotronic**



- 1 339169X1  
2 339374X1  
3 036789T1  
4 036613P1  
5 339291X1  
6 022345T1  
7 036654T1  
8 353756X1  
9 354059X1  
10 832813M1  
11 339285X1  
12 036562P1  
13 354068X1  
14 023371P1  
15 036564S1  
16 339596X1  
17 036559S1  
18 354068X1  
19 339071X1

- 2 PORCA  
2 ARRUELA  
1 ALAVANCA  
2 ESPAÇADOR  
2 PARAFUSO  
1 ANEL TRAVA  
1 CABO  
3 ARRUELA  
3 CONTRAPINO  
3 PINO  
1 ARRUELA  
1 ALAVANCA  
1 CONTRAPINO  
1 PINO  
1 TIRANTE  
1 ARRUELA  
1 EIXO  
1 CONTRAPINO  
1 PINO

- NUT  
WASHER  
LEVER  
SPACER  
BOLT  
CIRCLIP  
CABLE  
WASHER  
DOWEL  
PIN  
WASHER  
LEVER  
DOWEL  
PIN  
ROD  
WASHER  
SHAFT  
DOWEL  
PIN

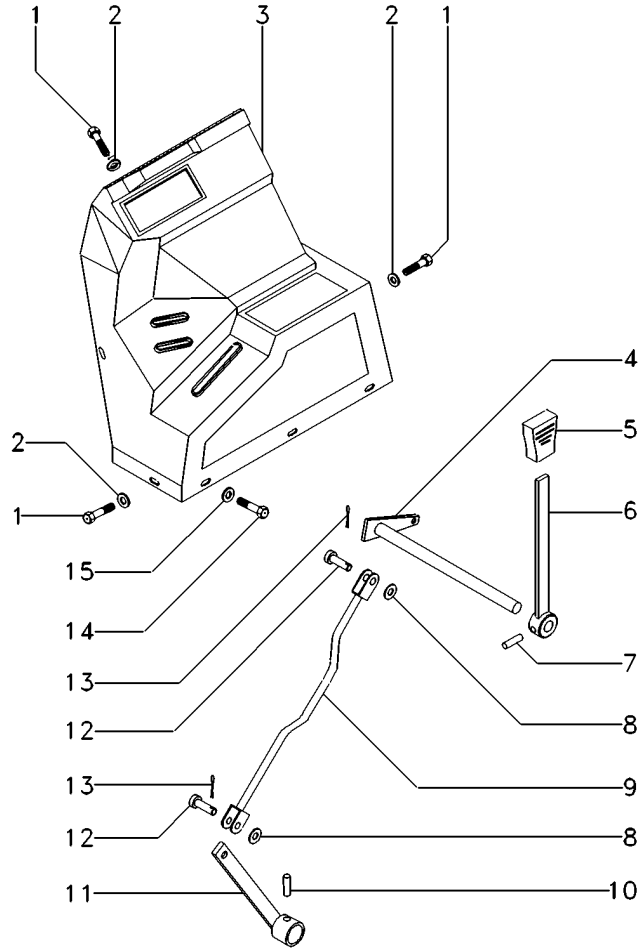
- TUERCA  
ARANDELA  
PALANCA  
PIEZA DISTANCIA  
PERNO  
CIRCUITO  
CABLE  
ARANDELA  
CENTRAJE  
PASADOR  
ARANDELA  
PALANCA  
CENTRAJE  
PASADOR  
VARILLA  
ARANDELA  
ARBOL  
CENTRAJE  
PASADOR

Controle Traseiro  
Rear Control  
Controlo Trasero

Console Lateral  
Side Console  
Consola Lateral

105-120

Com Fluxo Combinado - Com Hydrotronic  
With Combined Flow - With Hydrotronic  
Con Combined Flow - Con Hydrotronic

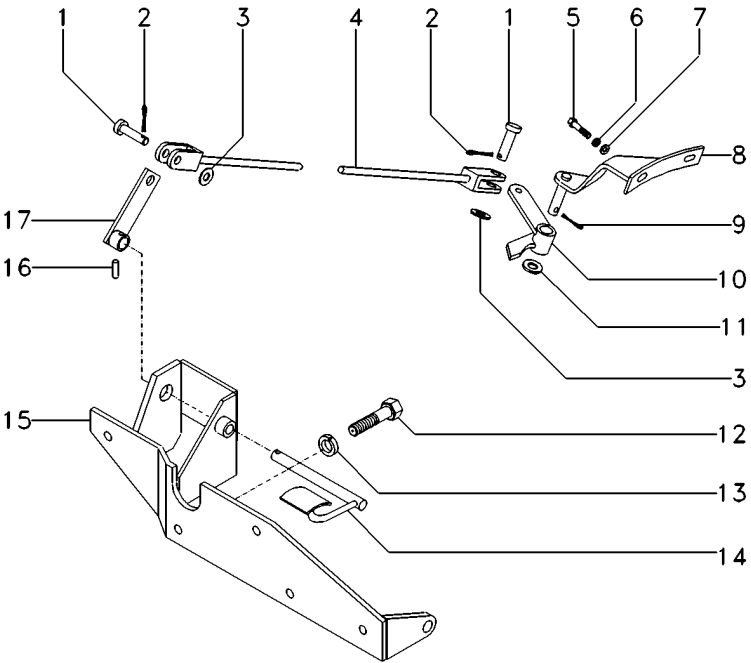


- 1 040214T1  
2 039921T1  
3 070499P1  
3 6205132M1  
4 036617S1  
5 035972P1  
6 036615S1  
7 391290X1  
8 353756X1  
9 036832S1  
10 339055X1  
11 027934S1  
12 832813M1  
13 354059X1  
14 391074X1  
15 353754X1
- [A] COM LEVANTE HIDRÁULICO  
WITH HYDRAULIC LIFT  
CON LEVANTE HIDRAULICO

- |              |         |          |
|--------------|---------|----------|
| 6 PARAFUSO   | BOLT    | PERNO    |
| 6 ARRUELA    | WASHER  | ARANDELA |
| 1 CONSOLE    | CONSOLE | CONSOLA  |
| 1 GRADE      | GRILLE  | REJILLA  |
| 1 ALAVANCA   | LEVER   | PALANCA  |
| 1 MANÍPULO   | KNOB    | POMO     |
| 1 ALAVANCA   | LEVER   | PALANCA  |
| 1 PINO       | PIN     | PASADOR  |
| 2 ARRUELA    | WASHER  | ARANDELA |
| 1 TIRANTE    | ROD     | VARILLA  |
| 1 PINO       | PIN     | PASADOR  |
| 1 ALAVANCA   | LEVER   | PALANCA  |
| 2 PINO       | PIN     | PASADOR  |
| 2 CONTRAPINO | DOWEL   | CENTRAJE |
| 3 PARAFUSO   | BOLT    | PERNO    |
| 3 ARRUELA    | WASHER  | ARANDELA |

Controle Traseiro  
Rear Control  
Control Trasero

105-125



105-220 No

- 1 832813M1
- 2 354059X1
- 3 353756X1
- 4 037541N1
- 5 366909X1
- 6 353439X1
- 7 353758X1
- 8 063177S1
- 9 354059X1
- 10 033298S1
- 11 353758X1
- 12 339451X1
- 13 339376X1
- 14 027885S1
- 15 027928S1
- 16 391017X1
- 17 027891S2

- 2 PINO
- 2 CONTRAPINO
- 2 ARRUELA
- 1 TIRANTE
- 2 PARAFUSO
- 2 ARRUELA
- 2 ARRUELA
- 1 SUPORTE
- 1 CONTRAPINO
- 1 ALAVANCA
- 1 ARRUELA
- 4 PARAFUSO
- 4 ARRUELA
- 1 PEDAL
- 1 SUPORTE
- 1 PINO
- 1 ALAVANCA

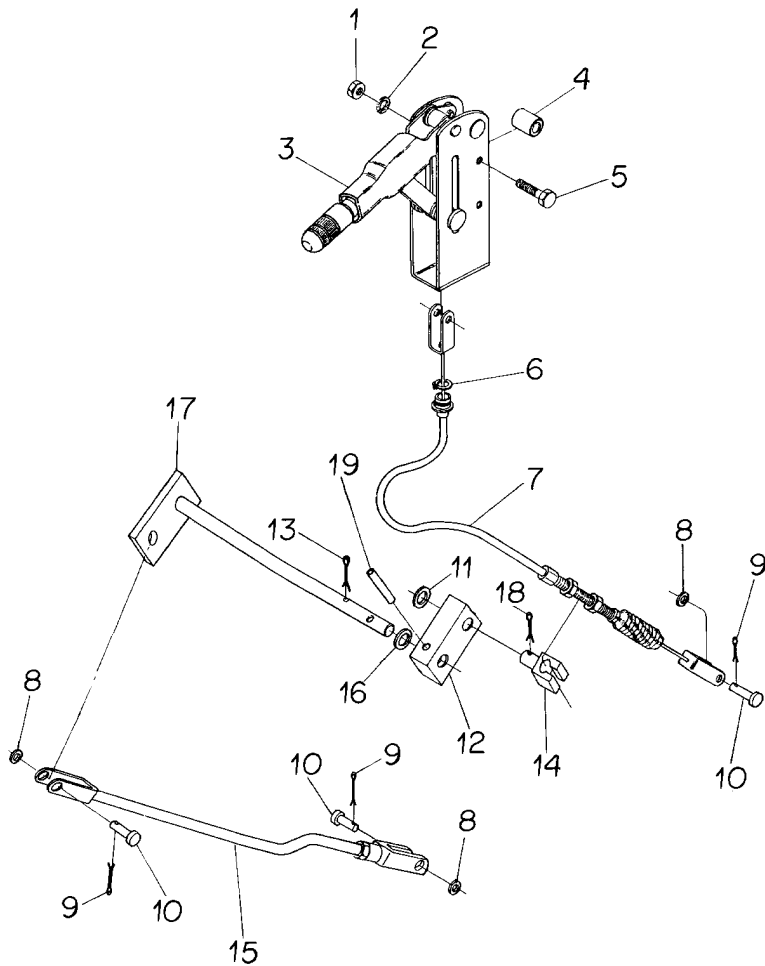
- PIN
- DOWEL
- WASHER
- ROD
- BOLT
- WASHER
- WASHER
- CLEVIS
- DOWEL
- LEVER
- WASHER
- BOLT
- WASHER
- PEDAL
- BRACKET
- PIN
- LEVER

- PASADOR
- CENTRAJE
- ARANDELA
- VARILLA
- PERNO
- ARANDELA
- ARANDELA
- GANCHO SEGUR.
- CENTRAJE
- PALANCA
- ARANDELA
- PERNO
- ARANDELA
- PEDAL
- SOPORTE
- PASADOR
- PALANCA

**Freio De Estacionamento**  
**Brake**  
**Freno**

**105-130**

**Sem Levante**  
**Without Lift**  
**Sin Levante**



- 1 339169X1  
2 339374X1  
3 036789T1  
4 036613P1  
5 339291X1  
6 022345T1  
7 036654T1  
8 353756X1  
9 354059X1  
10 832813M1  
11 339285X1  
12 036562P1  
13 354068X1  
14 023371P1  
15 036564S1  
16 339596X1  
17 036559S1  
18 354068X1  
19 339071X1

- 2 PORCA  
2 ARRUELA  
1 ALAVANCA  
2 ESPAÇADOR  
2 PARAFUSO  
1 ANEL TRAVA  
1 CABO  
3 ARRUELA  
3 CONTRAPINO  
3 PINO  
1 ARRUELA  
1 ALAVANCA  
1 CONTRAPINO  
1 PINO  
1 TIRANTE  
1 ARRUELA  
1 EIXO  
1 CONTRAPINO  
1 PINO

- NUT  
WASHER  
LEVER  
SPACER  
BOLT  
CIRCLIP  
CABLE  
WASHER  
DOWEL  
PIN  
WASHER  
LEVER  
DOWEL  
PIN  
ROD  
WASHER  
SHAFT  
DOWEL  
PIN

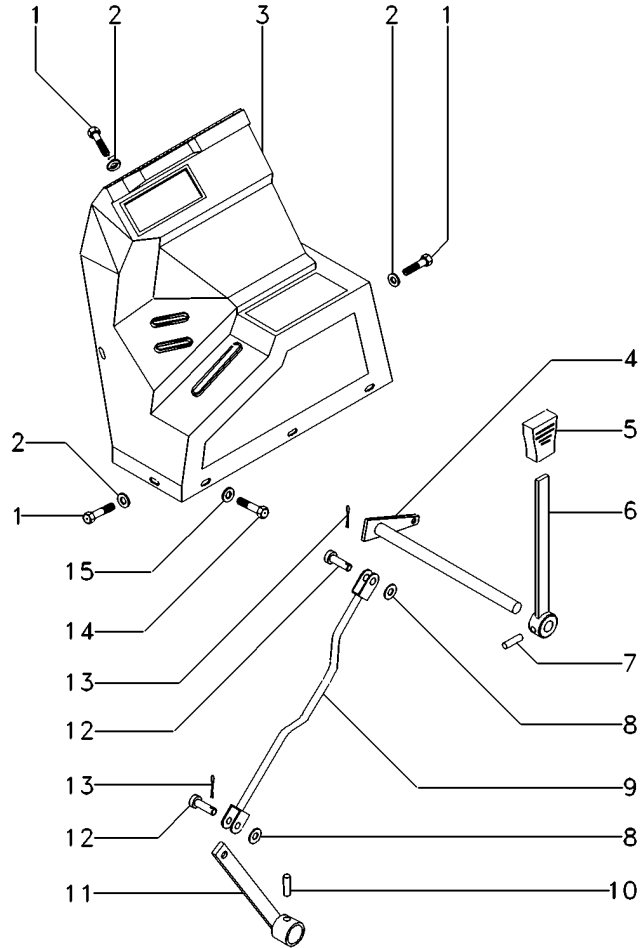
- TUERCA  
ARANDELA  
PALANCA  
PIEZA DISTANCIA  
PERNO  
CIRCUITO  
CABLE  
ARANDELA  
CENTRAJE  
PASADOR  
ARANDELA  
PALANCA  
CENTRAJE  
PASADOR  
VARILLA  
ARANDELA  
ARBOL  
CENTRAJE  
PASADOR

Controle Traseiro  
Rear Control  
Controlo Trasero

Console Lateral  
Side Console  
Consola Lateral

105-135

Sem Levante  
Without Lift  
Sin Levante



- 1 040214T1
- 2 039921T1
- 3 039915P2
- 4 036617S1
- 5 035972P1
- 6 036615S1
- 7 391290X1
- 8 353756X1
- 9 036832S1
- 10 339055X1
- 11 027934S1
- 12 832813M1
- 13 354059X1
- 14 391074X1
- 15 353754X1

- 6 PARAFUSO
- 6 ARRUELA
- 1 CONSOLE
- 1 ALAVANCA
- 1 MANÍPULO
- 1 ALAVANCA
- 1 PINO
- 2 ARRUELA
- 1 TIRANTE
- 1 PINO
- 1 ALAVANCA
- 2 PINO
- 2 CONTRAPINO
- 3 PARAFUSO
- 3 ARRUELA

- BOLT
- WASHER
- CONSOLE
- LEVER
- KNOB
- LEVER
- PIN
- WASHER
- ROD
- PIN
- LEVER
- PIN
- DOWEL
- BOLT
- WASHER

- PERNO
- ARANDELA
- CONSOLA
- PALANCA
- POMO
- PALANCA
- PASADOR
- ARANDELA
- VARILLA
- PASADOR
- PALANCA
- PASADOR
- CENTRAJE
- PERNO
- ARANDELA

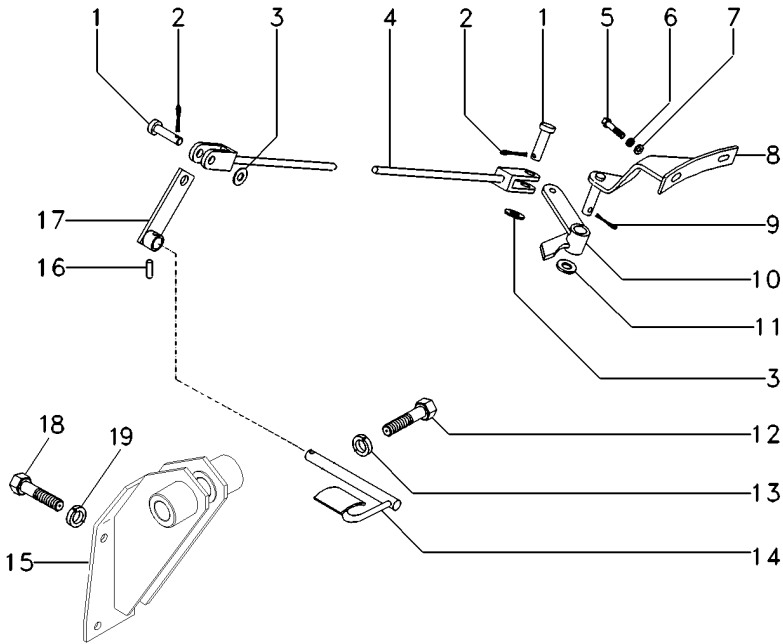


Controle Traseiro  
Rear Control  
Control Trasero

105-140

Com Fluxo Combinado - Sem Hidráulico  
With Combined Flow - Without Hydraulic  
Con Combined Flow - Sin Hidraulico

105-220 No



- 1 832813M1
- 2 354059X1
- 3 353756X1
- 4 037541N1
- 5 366909X1
- 6 353439X1
- 7 353758X1
- 8 063177S1
- 9 354059X1
- 10 033298S1
- 11 353758X1
- 12 339451X1
- 13 339376X1
- 14 027885S1
- 15 042398S1
- 16 391017X1
- 17 027891S2
- 18 339451X1
- 19 339376X1

- 2 PINO
- 2 CONTRAPINO
- 2 ARRUELA
- 1 TIRANTE
- 2 PARAFUSO
- 2 ARRUELA
- 2 ARRUELA
- 1 SUPORTE
- 1 CONTRAPINO
- 1 ALAVANCA
- 1 ARRUELA
- 4 PARAFUSO
- 4 ARRUELA
- 1 PEDAL
- 1 SUPORTE
- 1 PINO
- 1 ALAVANCA
- 2 PARAFUSO
- 2 ARRUELA

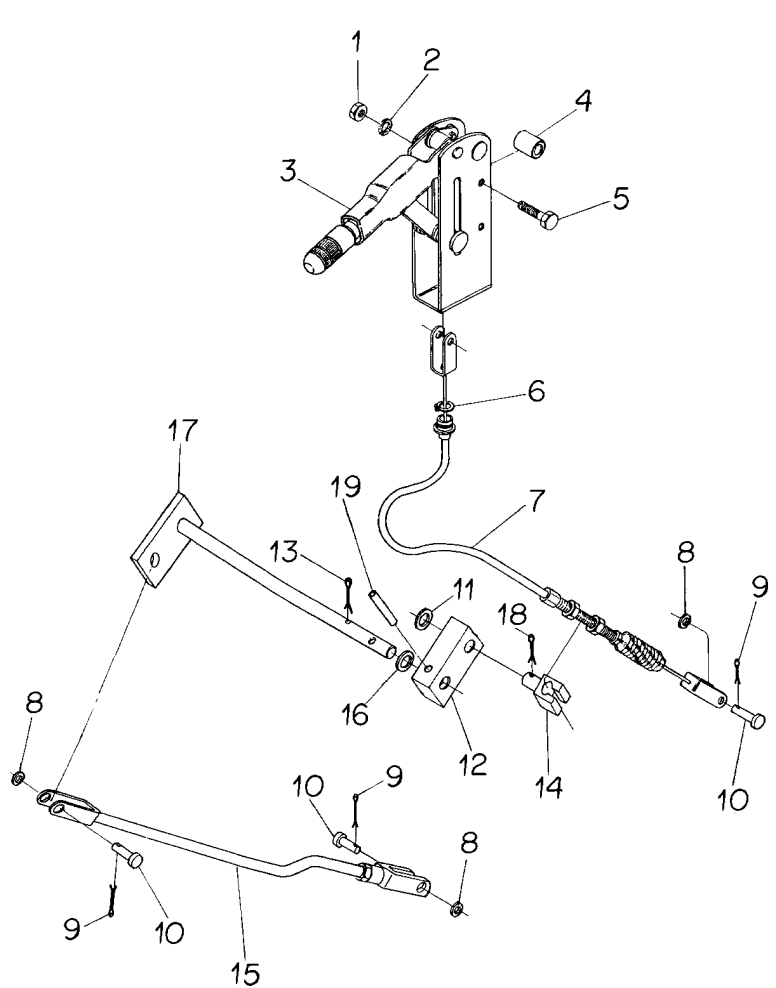
- PIN
- DOWEL
- WASHER
- ROD
- BOLT
- WASHER
- WASHER
- CLEVIS
- DOWEL
- LEVER
- WASHER
- BOLT
- WASHER
- PEDAL
- BRACKET
- PIN
- LEVER
- BOLT
- WASHER

- PASADOR
- CENTRAJE
- ARANDELA
- VARILLA
- PERNO
- ARANDELA
- ARANDELA
- ARANDELA
- GANCHO SEGUR.
- CENTRAJE
- PALANCA
- ARANDELA
- PERNO
- ARANDELA
- PEDAL
- SOPORTE
- PASADOR
- PALANCA
- PERNO
- ARANDELA

Freio De Estacionamento  
Brake  
Freno

105-145

Com Fluxo Combinado - Sem Hidráulico  
With Combined Flow - Without Hydraulic  
Con Combined Flow - Sin Hidraulico



- 1 339169X1
- 2 339374X1
- 3 036789T1
- 4 036613P1
- 5 339291X1
- 6 022345T1
- 7 036654T1
- 8 353756X1
- 9 354059X1
- 10 832813M1
- 11 339285X1
- 12 036562P1
- 13 354068X1
- 14 023371P1
- 15 036564S1
- 16 339596X1
- 17 036559S1
- 18 354068X1
- 19 339071X1

- 2 PORCA
- 2 ARRUELA
- 1 ALAVANCA
- 2 ESPAÇADOR
- 2 PARAFUSO
- 1 ANEL TRAVA
- 1 CABO
- 3 ARRUELA
- 3 CONTRAPINO
- 3 PINO
- 1 ARRUELA
- 1 ALAVANCA
- 1 CONTRAPINO
- 1 PINO
- 1 TIRANTE
- 1 ARRUELA
- 1 EIXO
- 1 CONTRAPINO
- 1 PINO

- NUT
- WASHER
- LEVER
- SPACER
- BOLT
- CIRCLIP
- CABLE
- WASHER
- DOWEL
- PIN
- WASHER
- LEVER
- DOWEL
- PIN
- ROD
- WASHER
- SHAFT
- DOWEL
- PIN

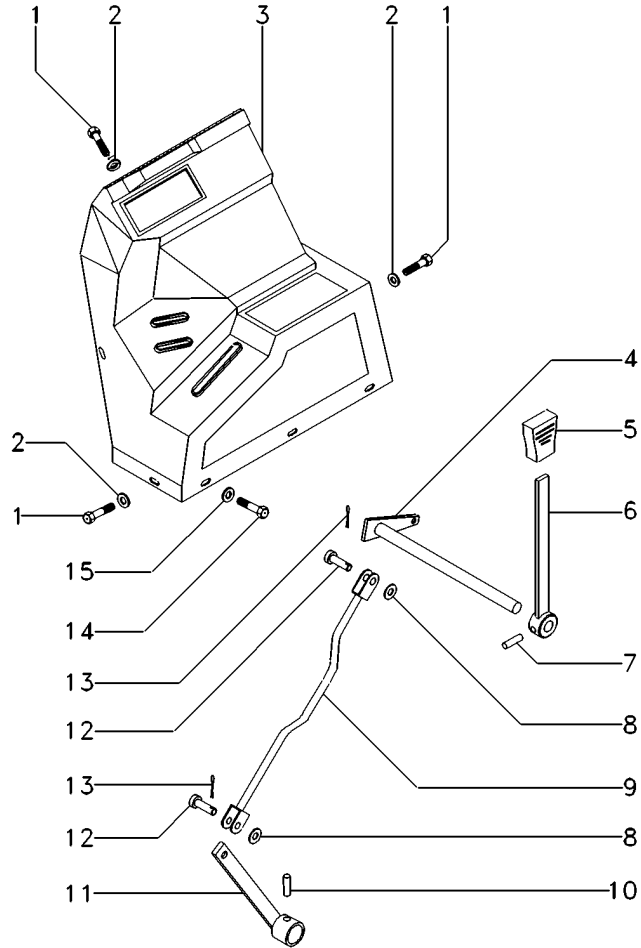
- TUERCA
- ARANDELA
- PALANCA
- PIEZA DISTANCIA
- PERNO
- CIRCULITO
- CABLE
- ARANDELA
- CENTRAJE
- PASADOR
- ARANDELA
- PALANCA
- CENTRAJE
- PASADOR
- VARILLA
- ARANDELA
- ARBOL
- CENTRAJE
- PASADOR

Controle Traseiro  
Rear Control  
Controlo Trasero

Console Lateral  
Side Console  
Consola Lateral

105-150

Com Fluxo Combinado - Sem Hidráulico  
With Combined Flow - Without Hydraulic  
Con Combined Flow - Sin Hidraulico



- 1 040214T1
- 2 039921T1
- 3 6207248M1
- 3 6205132M1
- 4 036617S1
- 5 035972P1
- 6 036615S1
- 7 391290X1
- 8 353756X1
- 9 036832S1
- 10 339055X1
- 11 027934S1
- 12 832813M1
- 13 354059X1
- 14 391074X1
- 15 353754X1

- 6 PARAFUSO
- 6 ARRUELA
- 1 CONSOLE
- 1 GRADE
- 1 ALAVANCA
- 1 MANÍPULO
- 1 ALAVANCA
- 1 PINO
- 2 ARRUELA
- 1 TIRANTE
- 1 PINO
- 1 ALAVANCA
- 2 PINO
- 2 CONTRAPINO
- 3 PARAFUSO
- 3 ARRUELA

- BOLT
- WASHER
- CONSOLE
- GRILLE
- LEVER
- KNOB
- LEVER
- PIN
- WASHER
- ROD
- PIN
- LEVER
- PIN
- DOWEL
- BOLT
- WASHER

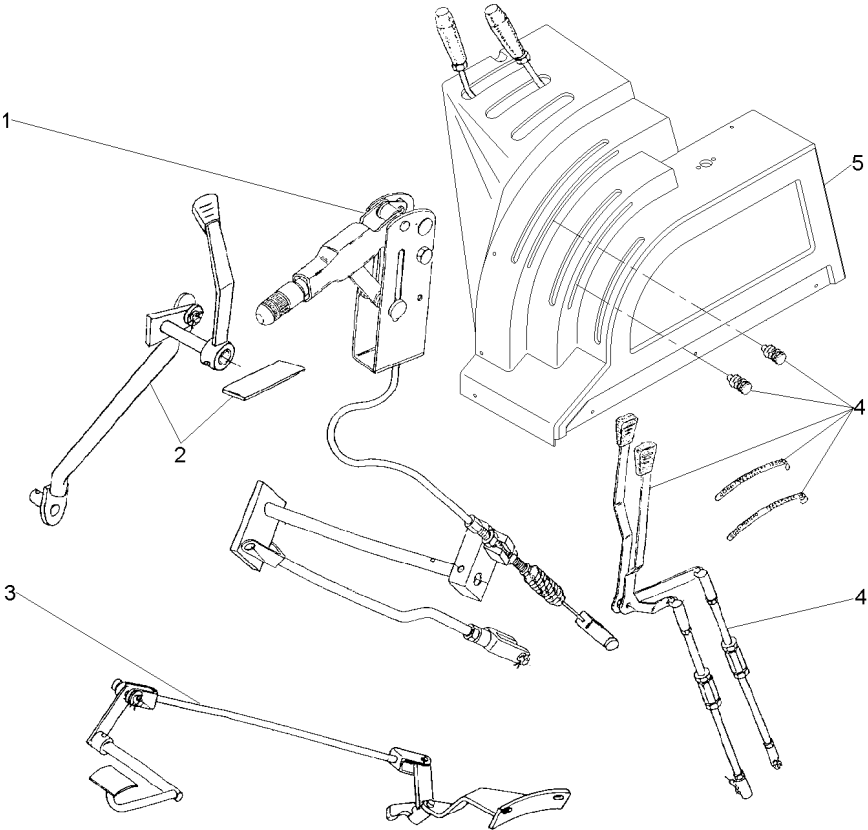
- PERNO
- ARANDELA
- CONSOLA
- REJILLA
- PALANCA
- POMO
- PALANCA
- PASADOR
- ARANDELA
- VARILLA
- PASADOR
- PALANCA
- PASADOR
- CENTRAJE
- PERNO
- ARANDELA

Controle Traseiro  
Rear Control  
Control Trasero

105-155

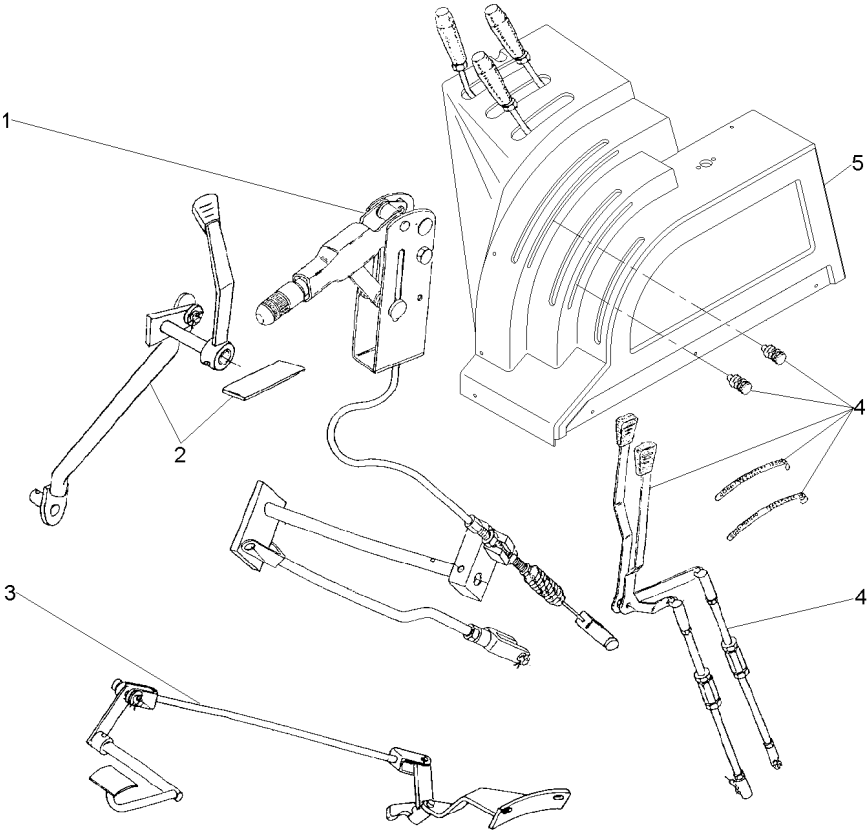
Sem Cabina / Com Sistema Ferguson  
Without Cab / With Ferguson System  
Sin Cabina / Con Sistema Ferguson

|            |            |                 |               |                |
|------------|------------|-----------------|---------------|----------------|
| 1 036817N1 | 105-225 No | 1 C.J. FREIO    | KIT, BRAKE    | FRENOS JUEGO   |
| 2 036820N1 | 105-230 No | 1 ENGATE        | COUPLER       | ACOPLADOR      |
| 3 063316N1 | 105-235 No | 1 C.J. COMANDO  | KIT, ACTUATOR | JUEGO ACTUADOR |
| 4 036815N1 | 105-240 No | 1 C.J. ALAVANCA | KIT, LEVER    | JUEGO, PALANCA |
| 5 063853N1 | 105-245 No | 1 C.J. ALAVANCA | KIT, LEVER    | JUEGO, PALANCA |



Controle Traseiro  
Rear Control  
Control Trasero

105-160



- 1 036817N1
- 2 036820N1
- 3 063316N1
- 4 036815N1
- 5 063854N1

- 105-225 No
- 105-230 No
- 105-235 No
- 105-240 No
- 105-250 No

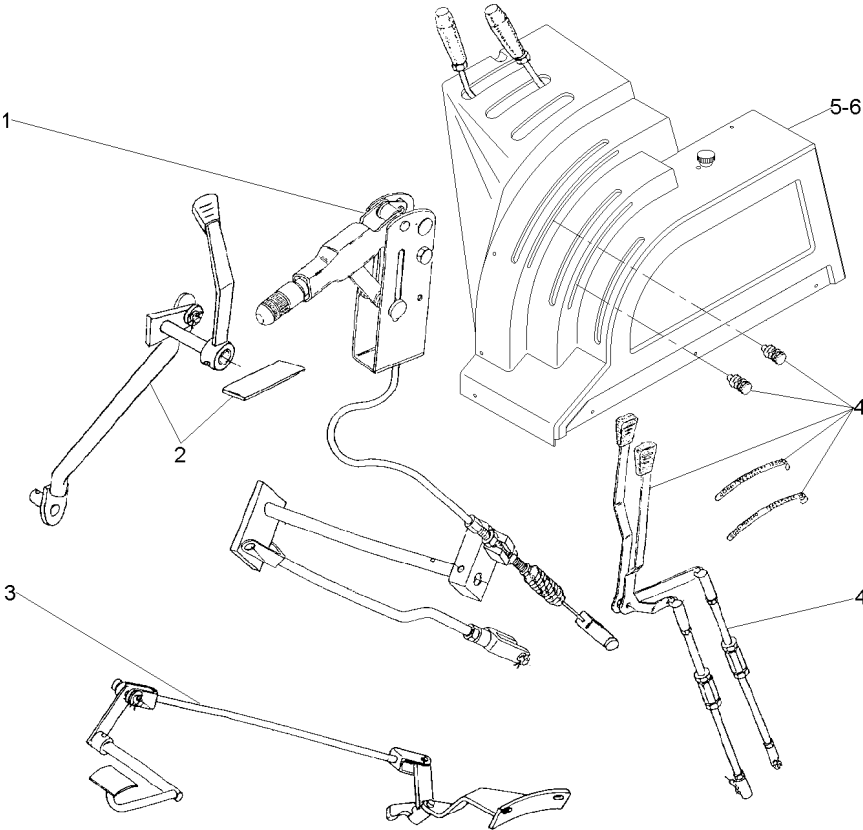
- 1 CJ. FREIO
- 1 ENGATE
- 1 CJ. COMANDO
- 1 CJ. ALAVANCA
- 1 CJ. ALAVANCA

- KIT, BRAKE
- COUPLER
- KIT, ACTUATOR
- KIT, LEVER
- KIT, LEVER

- FRENOS JUEGO
- ACOPLADOR
- JUEGO ACTUADOR
- JUEGO, PALANCA
- JUEGO, PALANCA

Controle Traseiro  
Rear Control  
Control Trasero

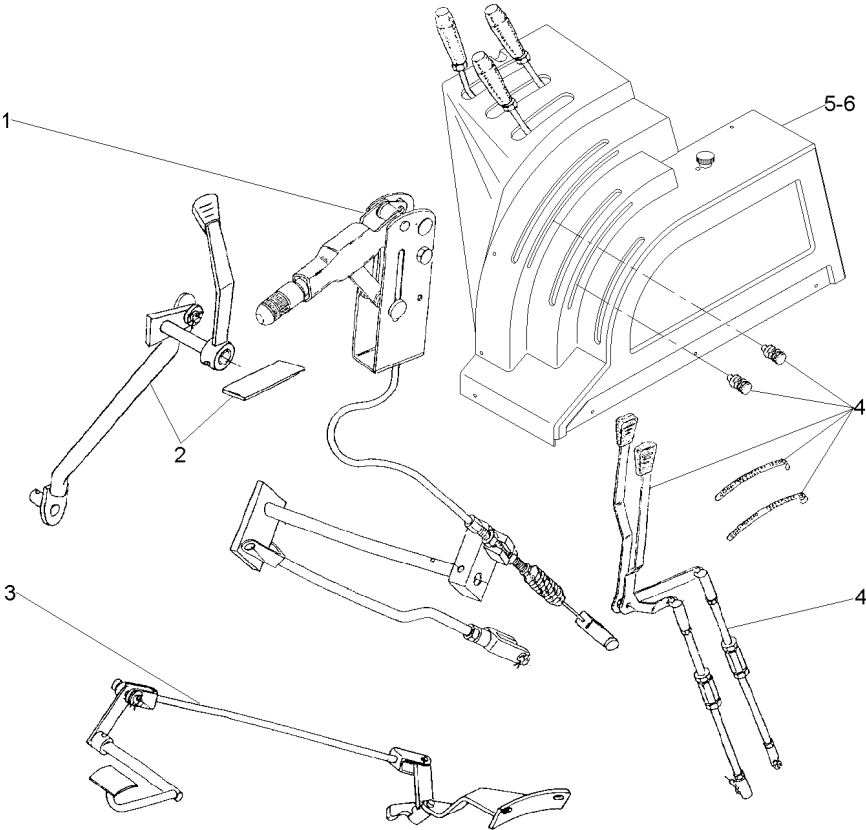
105-165



|            |              |                 |               |                |
|------------|--------------|-----------------|---------------|----------------|
| 1 036817N1 | 👁 105-225 No | 1 C.J. FREIO    | KIT, BRAKE    | FRENOS JUEGO   |
| 2 036820N1 | 👁 105-230 No | 1 ENGATE        | COUPLER       | ACOPLADOR      |
| 3 063316N1 | 👁 105-235 No | 1 C.J. COMANDO  | KIT, ACTUATOR | JUEGO ACTUADOR |
| 4 036815N1 | 👁 105-240 No | 1 C.J. ALAVANCA | KIT, LEVER    | JUEGO, PALANCA |
| 5 063853N1 | 👁 105-245 No | 1 C.J. ALAVANCA | KIT, LEVER    | JUEGO, PALANCA |
| 6 063855N1 | 👁 105-255 No | 1 C.J. ALAVANCA | KIT, LEVER    | JUEGO, PALANCA |

Controle Traseiro  
Rear Control  
Control Trasero

105-170



|            |              |                 |               |                |
|------------|--------------|-----------------|---------------|----------------|
| 1 036817N1 | 👁 105-225 No | 1 C.J. FREIO    | KIT, BRAKE    | FRENOS JUEGO   |
| 2 036820N1 | 👁 105-230 No | 1 ENGATE        | COUPLER       | ACOPLADOR      |
| 3 063316N1 | 👁 105-235 No | 1 C.J. COMANDO  | KIT, ACTUATOR | JUEGO ACTUADOR |
| 4 036815N1 | 👁 105-240 No | 1 C.J. ALAVANCA | KIT, LEVER    | JUEGO, PALANCA |
| 5 066584N1 | 👁 105-260 No | 1 C.J. ALAVANCA | KIT, LEVER    | JUEGO, PALANCA |
| 6 063854N1 | 👁 105-250 No | 1 C.J. ALAVANCA | KIT, LEVER    | JUEGO, PALANCA |

Sem Estabilizador Telescópico  
Without Telescopic Stabiliser  
Sim Estabilizador Telescópico

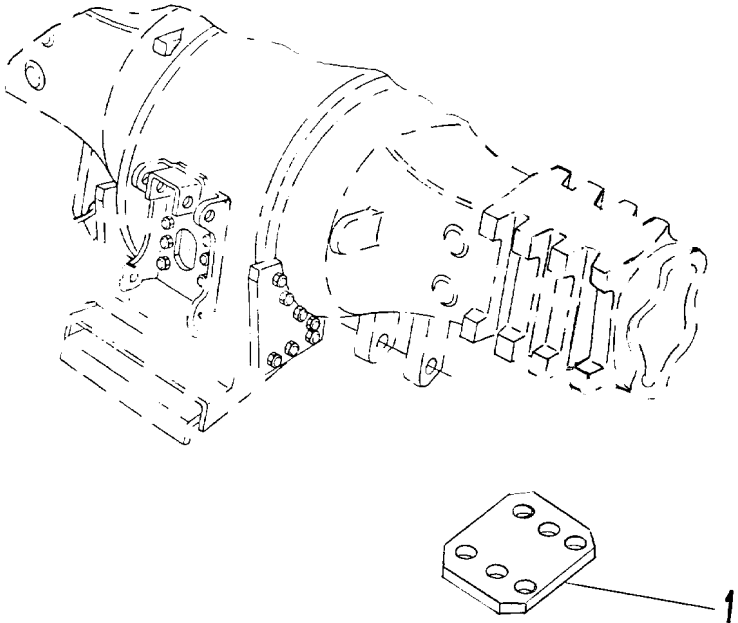
105-175

1 020172P1

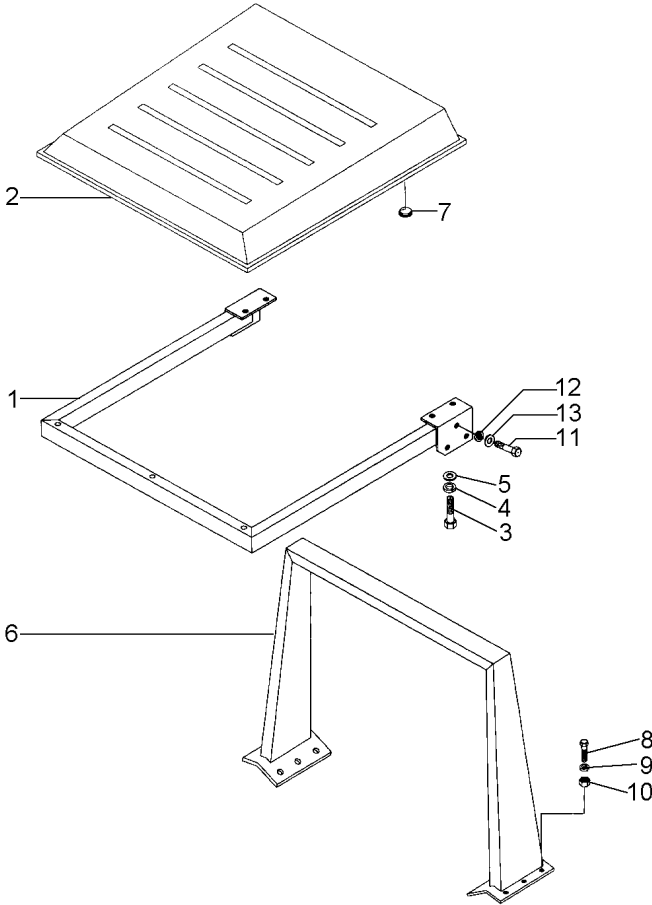
2 PLACA

PLATE

PLATO







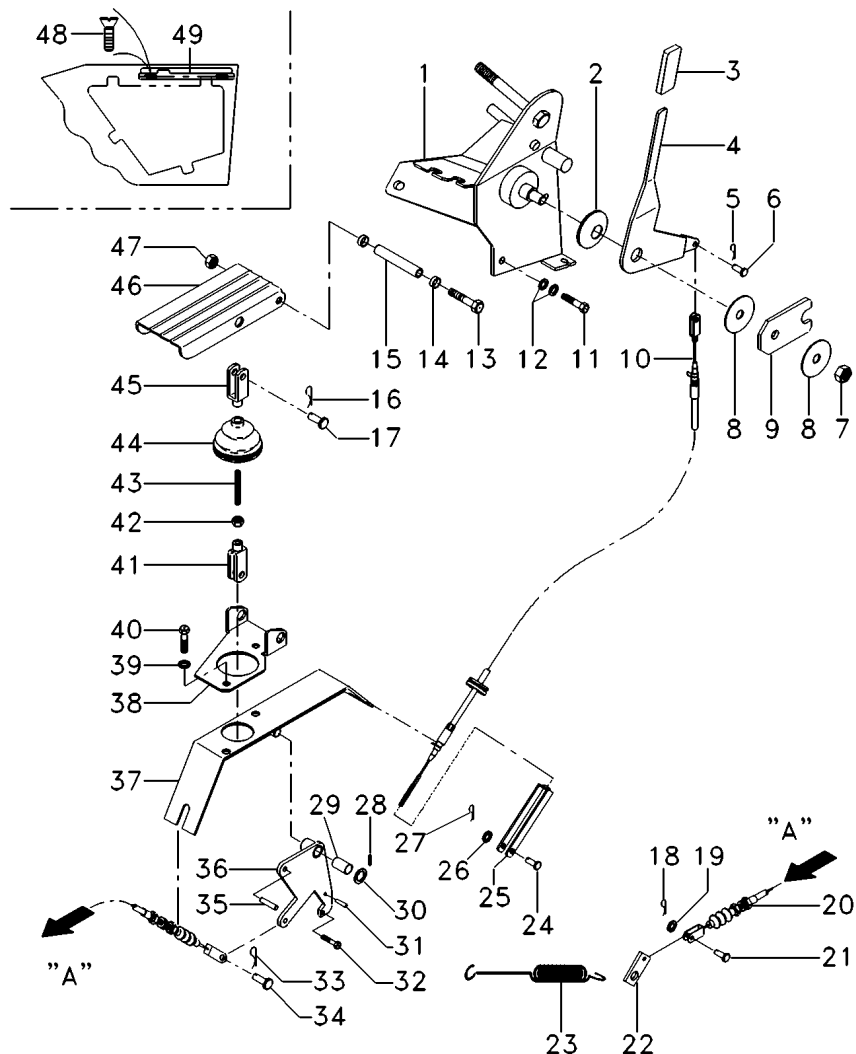
- 1 033240S1
- 2 036302S1
- 3 353691X1
- 4 353434X1
- 5 339025X1
- 6 044786S1
- 7 021460P1
- 8 080193H1
- 9 353433X1
- 10 368123X1
- 11 339401X1
- 12 339025X1
- 13 339376X1

|    |           |           |             |
|----|-----------|-----------|-------------|
| 1  | ESTRUTURA | STRUCTURE | ESTRUTURA   |
| 1  | TOLDO     | CANOPY    | DOSEL       |
| 6  | PARAFUSO  | BOLT      | PERNO       |
| 6  | ARRUELA   | WASHER    | ARANDELA    |
| 6  | ARRUELA   | WASHER    | ARANDELA    |
| 1  | ESTRUTURA | STRUCTURE | ESTRUTURA   |
| 6  | TAMPÃO    | PAD       | ALMOHADILLA |
| 12 | PARAFUSO  | BOLT      | PERNO       |
| 12 | ARRUELA   | WASHER    | ARANDELA    |
| 12 | PORCA     | NUT       | TUERCA      |
| 10 | PARAFUSO  | BOLT      | PERNO       |
| 10 | ARRUELA   | WASHER    | ARANDELA    |
| 10 | ARRUELA   | WASHER    | ARANDELA    |

Controle De Aceleração  
Throttle Controls  
Controles De Aceleración

105-185

Sem Cabina / Com Sistema Ferguson  
Without Cab / With Ferguson System  
Sin Cabina / Con Sistema Ferguson



- 1 057345S1
- 2 055535P1
- 3 3777016M1
- 4 057349P1
- 5 357145X1
- 6 3007850X1
- 7 1440330X1
- 8 3042581M2
- 9 3712271M1
- 10 3778639M1
- 11 339287X1
- 12 390972X1
- 13 391286X1
- 14 3385913M2
- 15 3712867M1
- 16 357145X1
- 17 392235X1
- 18 3763357M1
- 19 390971X1
- 20 036627T1
- 21 1442866X1
- 22 3145925M1
- 23 893713M1
- 24 832297M1
- 25 3616399M1
- 26 390971X1
- 27 357145X1
- 28 1442994X1
- 29 3385913M2
- 30 1444351X1
- 31 339548X1
- 32 391883X1
- 33 357145X1
- 34 3007850X1
- 35 3713042M1
- 36 057706S1
- 37 057702S1
- 38 3712852M2
- 39 390972X1
- 40 339124X1
- 41 392463X1
- 42 339030X1
- 43 3712866M2
- 44 3712886M1
- 45 3009130X1
- 46 3712851M91
- 47 1441461X1
- 48 037072S2
- 49 339081X1
- 50 353756X1

[AB]

[A]

[C]

[D]

[A]

[A]

[F]

[E]

[A]

|              |            |                  |
|--------------|------------|------------------|
| 1 SUPORTE    | BRACKET    | SOPORTE          |
| 1 MOLA       | SPRING     | RESORTE          |
| 1 MANÍPULO   | KNOB       | POMO             |
| 1 ALAVANCA   | LEVER      | PALANCA          |
| 1 CONTRAPINO | DOWEL      | CENTRAJE         |
| 1 PINO       | PIN        | PASADOR          |
| 1 PORCA      | NUT        | TUERCA           |
| 1 ARRUELA    | WASHER     | ARANDELA         |
| 1 PLACA      | PLATE      | PLATO            |
| 1 CABO       | CABLE      | CABLE            |
| 2 PARAFUSO   | BOLT       | PERNO            |
| 4 ARRUELA    | WASHER     | ARANDELA         |
| 1 PARAFUSO   | BOLT       | PERNO            |
| 2 BUCHA      | BUSH       | CASQUILLO        |
| 1 BUCHA      | BUSH       | CASQUILLO        |
| 1 CONTRAPINO | DOWEL      | CENTRAJE         |
| 1 PINO       | PIN        | PASADOR          |
| 2 PINO       | PIN        | PASADOR          |
| 1 ARRUELA    | WASHER     | ARANDELA         |
| 1 C.J. CABO  | KIT, CABLE | CABLES JUEGO     |
| 1 CUPILHA    | COTTER PIN | PASADOR DOUBLE   |
| 1 SUPORTE    | BRACKET    | SOPORTE          |
| 1 MOLA       | SPRING     | RESORTE          |
| 1 PINO       | PIN        | PASADOR          |
| 1 GARFO      | FORK       | HORQUILLA        |
| 1 ARRUELA    | WASHER     | ARANDELA         |
| 1 CONTRAPINO | DOWEL      | CENTRAJE         |
| 1 PINO       | PIN        | PASADOR          |
| 2 BUCHA      | BUSH       | CASQUILLO        |
| 1 ARRUELA    | WASHER     | ARANDELA         |
| 1 PINO       | PIN        | PASADOR          |
| 1 PARAFUSO   | BOLT       | PERNO            |
| 1 CONTRAPINO | DOWEL      | CENTRAJE         |
| 1 PINO       | PIN        | PASADOR          |
| 1 PINO       | PIN        | PASADOR          |
| 1 ALAVANCA   | LEVER      | PALANCA          |
| 1 SUPORTE    | BRACKET    | SOPORTE          |
| 1 SUPORTE    | BRACKET    | SOPORTE          |
| 2 ARRUELA    | WASHER     | ARANDELA         |
| 2 PARAFUSO   | BOLT       | PERNO            |
| 1 GARFO      | FORK       | HORQUILLA        |
| 1 PORCA      | NUT        | TUERCA           |
| 1 TIRANTE    | ROD        | VARILLA          |
| 1 COIFA      | BELLOWS    | FUELLE           |
| 1 GARFO      | FORK       | HORQUILLA        |
| 1 PEDAL      | PEDAL      | PEDAL            |
| 1 PORCA      | NUT        | TUERCA           |
| 1 SUPORTE    | SUPPORT    | DISPOS.DE SOSTEN |
| 2 PARAFUSO   | BOLT       | PERNO            |
| 2 ARRUELA    | WASHER     | ARANDELA         |

T0370015

EE48Z004

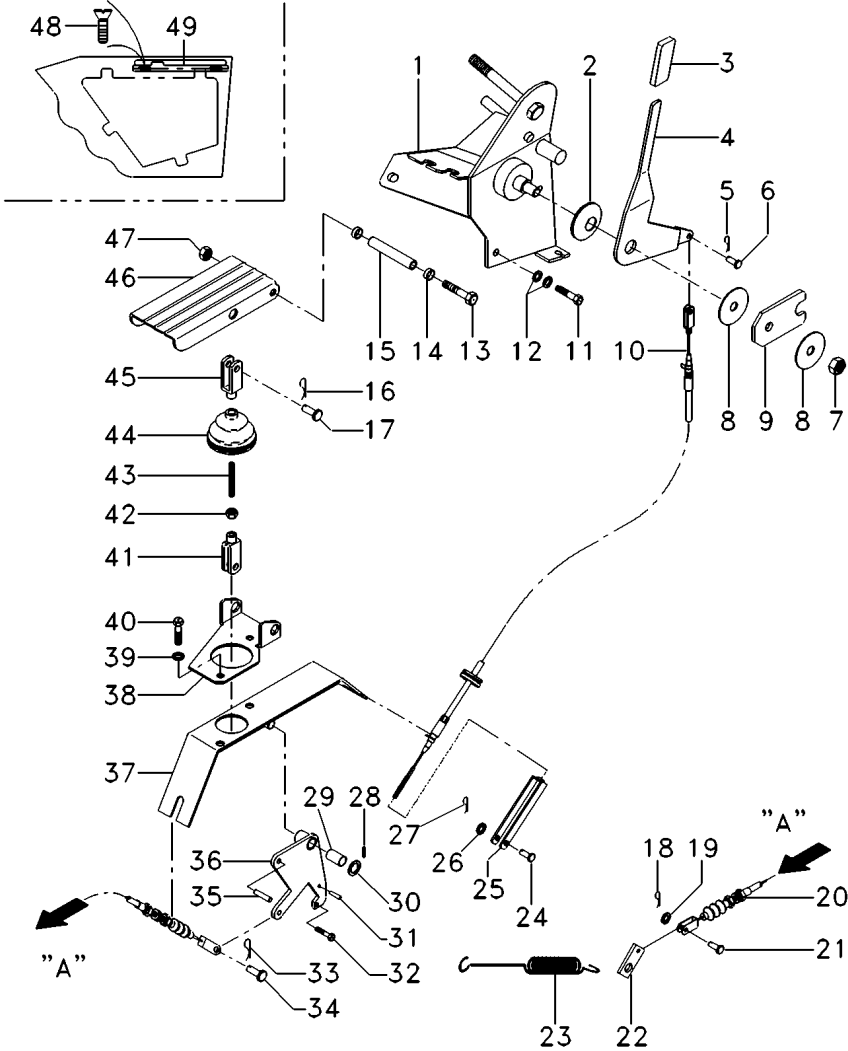
C068002 E02 (1)

10/04 105-185

Controle De Aceleração  
Throttle Controls  
Controles De Aceleración

105-185

Sem Cabina / Com Sistema Ferguson  
Without Cab / With Ferguson System  
Sin Cabina / Con Sistema Ferguson



51 339376X1

2 ARRUELA

WASHER

ARANDELA

[A] ACELERADOR  
THROTTLE  
ACELERADOR

[B] COM SISTEMA FERGUSON  
WITH FERGUSON SYSTEM  
CON SISTEMA FERGUSON

[C] LIMITADORA  
RESTRICTOR  
LIMITADORA

[D] ALAVANCA ACELERADOR  
ACCELERATOR LEVER  
PALANCA ACELERADORA

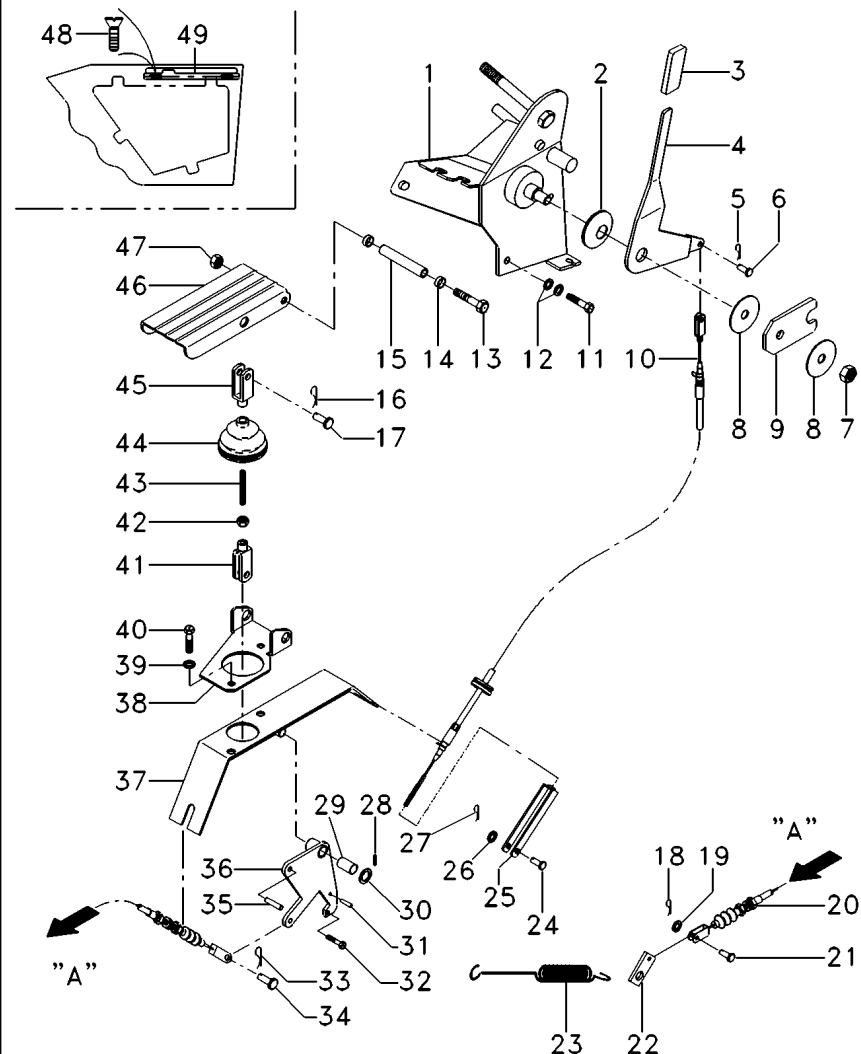
[E] PEDAL DO ACELERADOR  
ACCELERATOR PEDAL  
PEDAL DEL ACELERADOR

[F] ALAVANCA  
LEVER  
PALANCA

Controle De Aceleração  
Throttle Controls  
Controles De Aceleración

105-190

Com Cabina / Com Hydrotronic  
With Cab / With Hydrotronic  
Con Cabina / Con Hydrotronic



- 1 059198S1
- 2 055535P1
- 3 3777016M1
- 4 057349P1
- 5 357145X1
- 6 3007850X1
- 7 1440330X1
- 8 3042581M2
- 9 3712271M1
- 10 3778639M1
- 11 339287X1
- 12 390972X1
- 13 391286X1
- 14 3385913M2
- 15 3712867M1
- 16 357145X1
- 17 392235X1
- 18 3763357M1
- 19 390971X1
- 20 036627T1
- 21 1442866X1
- 22 3145925M1
- 23 893713M1
- 24 832297M1
- 25 3616399M1
- 26 390971X1
- 27 357145X1
- 28 1442994X1
- 29 3385913M2
- 30 1444351X1
- 31 339548X1
- 32 391883X1
- 33 357145X1
- 34 3007850X1
- 35 3713042M1
- 36 057706S1
- 37 057702S1
- 38 3712852M2
- 39 390972X1
- 40 339124X1
- 41 392463X1
- 42 339030X1
- 43 3712866M2
- 44 3712886M1
- 45 3009130X1
- 46 3712851M91
- 47 1441461X1
- 48 339081X1
- 49 037072S2
- 50 353756X1

[AB]

[A]

[C]

[F]

[A]

[A]

[D]

[E]

[A]

|              |            |                  |
|--------------|------------|------------------|
| 1 SUPORTE    | BRACKET    | SOPORTE          |
| 1 MOLA       | SPRING     | RESORTE          |
| 1 MANÍPULO   | KNOB       | POMO             |
| 1 ALAVANCA   | LEVER      | PALANCA          |
| 1 CONTRAPINO | DOWEL      | CENTRAJE         |
| 1 PINO       | PIN        | PASADOR          |
| 1 PORCA      | NUT        | TUERCA           |
| 2 ARRUELA    | WASHER     | ARANDELA         |
| 1 PLACA      | PLATE      | PLATO            |
| 1 CABO       | CABLE      | CABLE            |
| 2 PARAFUSO   | BOLT       | PERNO            |
| 4 ARRUELA    | WASHER     | ARANDELA         |
| 1 PARAFUSO   | BOLT       | PERNO            |
| 2 BUCHA      | BUSH       | CASQUILLO        |
| 1 BUCHA      | BUSH       | CASQUILLO        |
| 1 CONTRAPINO | DOWEL      | CENTRAJE         |
| 1 PINO       | PIN        | PASADOR          |
| 2 PINO       | PIN        | PASADOR          |
| 1 ARRUELA    | WASHER     | ARANDELA         |
| 1 C.J. CABO  | KIT, CABLE | CABLES JUEGO     |
| 1 CUPILHA    | COTTER PIN | PASADOR DOUBLE   |
| 1 SUPORTE    | BRACKET    | SOPORTE          |
| 1 MOLA       | SPRING     | RESORTE          |
| 1 PINO       | PIN        | PASADOR          |
| 1 GARFO      | FORK       | HORQUILLA        |
| 1 ARRUELA    | WASHER     | ARANDELA         |
| 1 CONTRAPINO | DOWEL      | CENTRAJE         |
| 1 PINO       | PIN        | PASADOR          |
| 2 BUCHA      | BUSH       | CASQUILLO        |
| 1 ARRUELA    | WASHER     | ARANDELA         |
| 1 PINO       | PIN        | PASADOR          |
| 1 PARAFUSO   | BOLT       | PERNO            |
| 1 CONTRAPINO | DOWEL      | CENTRAJE         |
| 1 PINO       | PIN        | PASADOR          |
| 1 PINO       | PIN        | PASADOR          |
| 1 ALAVANCA   | LEVER      | PALANCA          |
| 1 SUPORTE    | BRACKET    | SOPORTE          |
| 1 SUPORTE    | BRACKET    | SOPORTE          |
| 2 ARRUELA    | WASHER     | ARANDELA         |
| 2 PARAFUSO   | BOLT       | PERNO            |
| 1 GARFO      | FORK       | HORQUILLA        |
| 1 PORCA      | NUT        | TUERCA           |
| 1 TIRANTE    | ROD        | VARILLA          |
| 1 COIFA      | BELLOWS    | FUELLE           |
| 1 GARFO      | FORK       | HORQUILLA        |
| 1 PEDAL      | PEDAL      | PEDAL            |
| 1 PORCA      | NUT        | TUERCA           |
| 2 PARAFUSO   | BOLT       | PERNO            |
| 1 SUPORTE    | SUPPORT    | DISPOS.DE SOSTEN |
| 2 ARRUELA    | WASHER     | ARANDELA         |

T0370019

EE45Z018

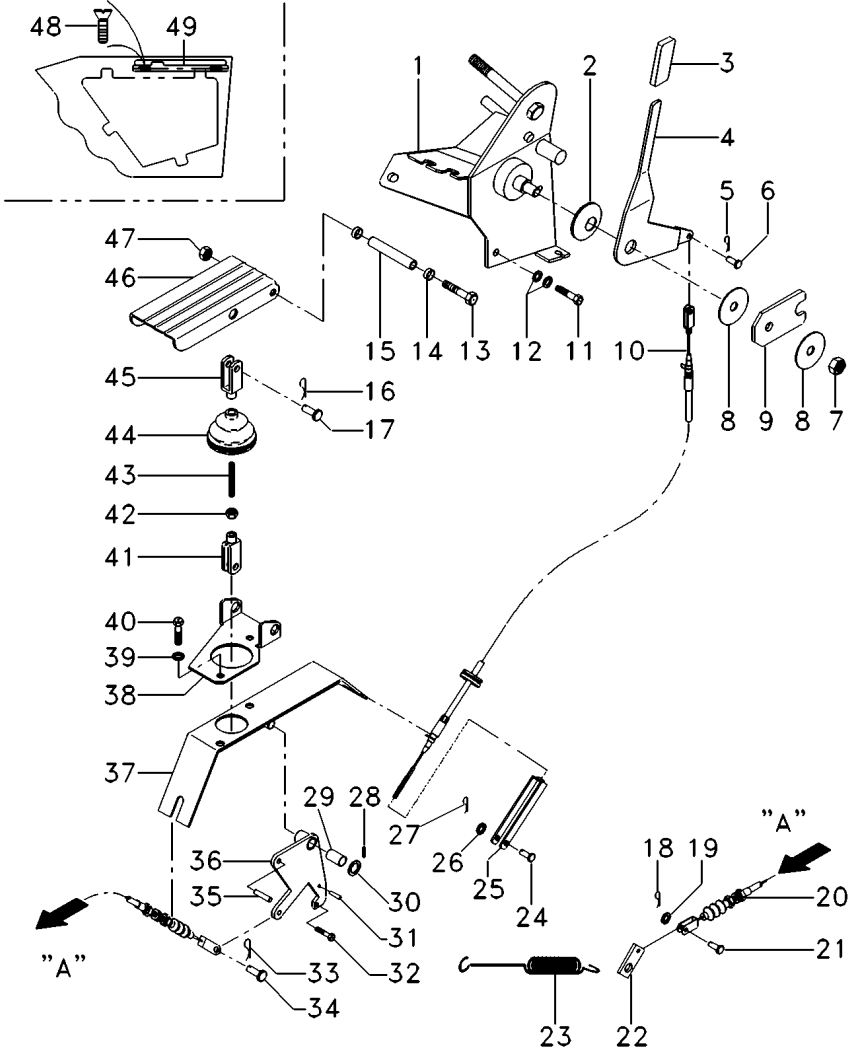
C068002 E02 (1)

10/04 105-190

Controle De Aceleração  
Throttle Controls  
Controlos De Aceleración

105-190

Com Cabina / Com Hydrotronic  
With Cab / With Hydrotronic  
Con Cabina / Con Hydrotronic



51 339376X1

2 ARRUELA

WASHER

ARANDELA

[A] ACELERADOR  
THROTTLE  
ACELERADOR

[B] COM SISTEMA ELETRONICO (ELC)  
WITH ELETRONIC LIFT CONTROL  
CON SISTEMA ELECTRONICO (ELC)

[C] LIMITADORA  
RESTRICTOR  
LIMITADORA

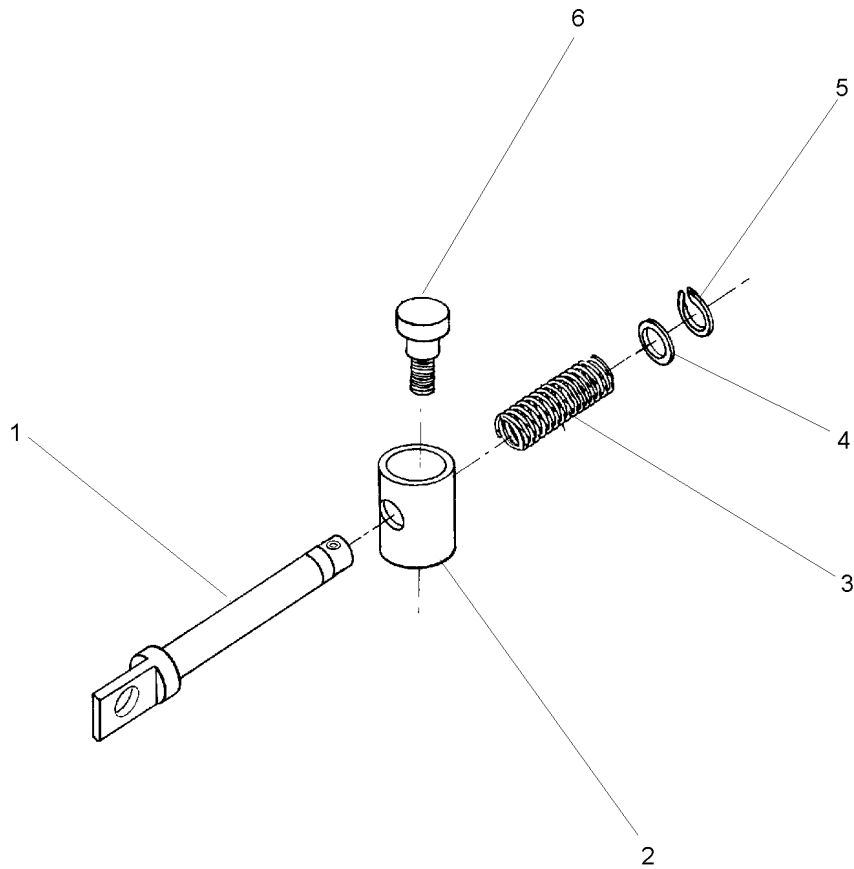
[D] ALAVANCA  
LEVER  
PALANCA

[E] PEDAL DO ACELERADOR  
ACCELERATOR PEDAL  
PEDAL DEL ACELERADOR

[F] ALAVANCA ACELERADOR  
ACCELERATOR LEVER  
PALANCA ACELERADORA

Mecanismo Elastico  
Elastic Mechanism  
Mecanismo Flexible

105-195



- 1 020304P1
- 2 020303P1
- 3 1706021M1
- 4 339817X1
- 5 354345X1
- 6 020302P1

- 1 PINO
- 1 BUCHA
- 1 MOLA
- 1 ARRUELA
- 1 ANEL TRAVA
- 1 PARAFUSO

- PIN
- BUSH
- SPRING
- WASHER
- CIRCLIP
- BOLT

- PASADOR
- CASQUILLO
- RESORTE
- ARANDELA
- CIRCULITO
- PERNO

Plataforma Do Operator  
Operator Plataform  
Plataforma Del Operador

105-200

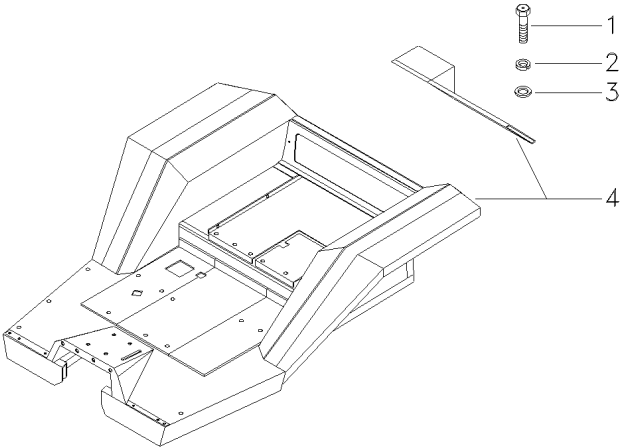
- 1 339123X1
- 2 339374X1
- 3 339024X1
- 4 049501N1

105-265 No

- 3 PARAFUSO
- 3 ARRUELA
- 3 ARRUELA
- 1 PLATAFORMA

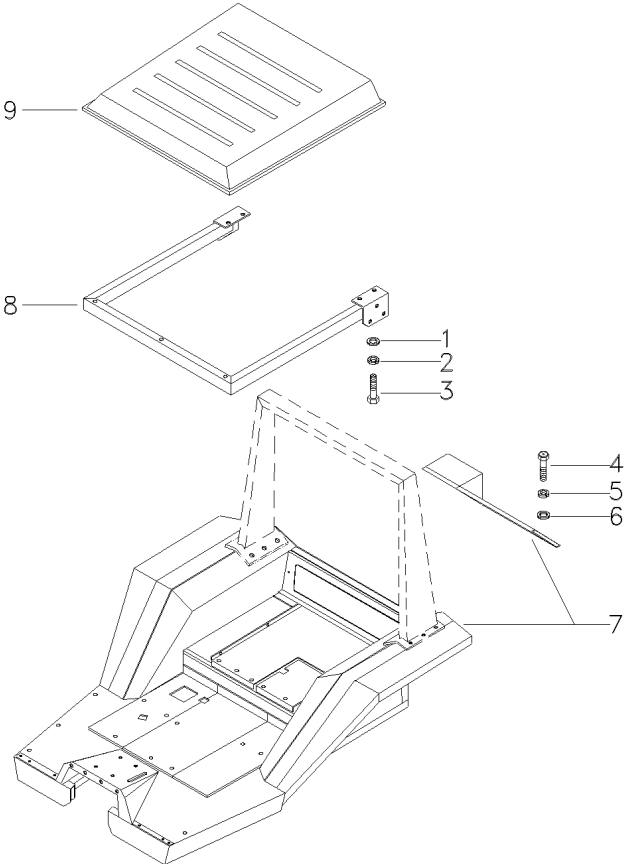
- BOLT
- WASHER
- WASHER
- TABLE

- PERNO
- ARANDELA
- ARANDELA
- MESA



Plataforma Do Operador  
Operator Plataform  
Plataforma Del Operador

105-205



- 1 339025X1
- 2 353434X1
- 3 353691X1
- 4 339123X1
- 5 339374X1
- 6 339024X1
- 7 036771N1
- 8 033240S1
- 9 036302S1

105-270 No

- 6 ARRUELA
- 6 ARRUELA
- 6 PARAFUSO
- 3 PARAFUSO
- 3 ARRUELA
- 1 CJ. PLATAFORMA
- 1 ESTRUCTURA
- 1 TOLDO

- WASHER
- WASHER
- BOLT
- BOLT
- WASHER
- WASHER
- KIT, PLATFORM
- STRUCTURE
- CANOPY

- ARANDELA
- ARANDELA
- PERNO
- PERNO
- ARANDELA
- ARANDELA
- JUEGO PLATAFORMA
- ESTRUCTURA
- DOSEL



Plataforma Do Operador  
Operator Plataform  
Plataforma Del Operador

105-210

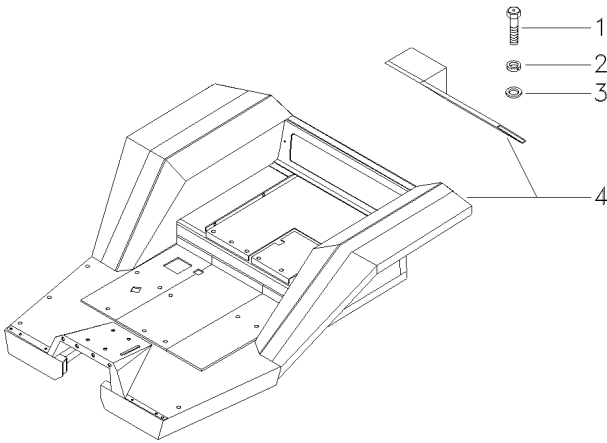
- 1 339123X1
- 2 339374X1
- 3 339024X1
- 4 064170N1

105-275 No

- 3 PARAFUSO
- 3 ARRUELA
- 3 ARRUELA
- 1 PLATAFORMA

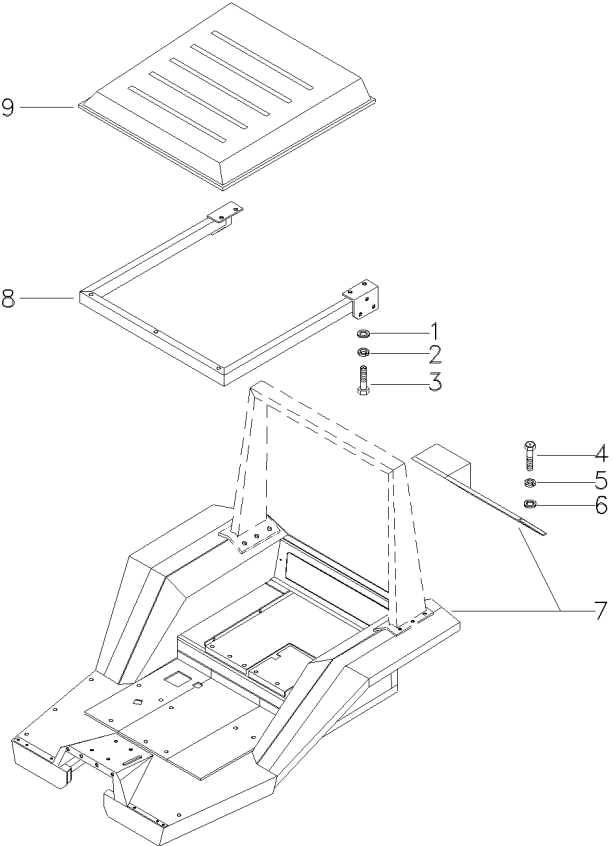
- BOLT
- WASHER
- WASHER
- TABLE

- PERNO
- ARANDELA
- ARANDELA
- MESA



Plataforma Do Operador  
Operator Plataform  
Plataforma Del Operador

105-215



- 1 339025X1
- 2 353434X1
- 3 353691X1
- 4 339123X1
- 5 339374X1
- 6 339024X1
- 7 064172N1
- 8 033240S1
- 9 036302S1

105-280 No

- 6 ARRUELA
- 6 ARRUELA
- 6 PARAFUSO
- 3 PARAFUSO
- 3 ARRUELA
- 1 PLATAFORMA
- 1 ESTRUTURA
- 1 TOLDO

- WASHER
- WASHER
- BOLT
- BOLT
- WASHER
- WASHER
- TABLE
- STRUCTURE
- CANOPY

- ARANDELA
- ARANDELA
- PERNO
- PERNO
- ARANDELA
- ARANDELA
- MESA
- ESTRUTURA
- DOSEL

Tirante  
Rod  
Varilla

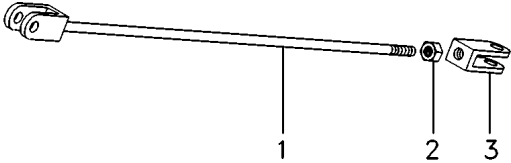
105-220

- 1 036784S1
- 2 353430X1
- 3 195270M1

- 1 TIRANTE
- 1 PORCA
- 1 GARFO

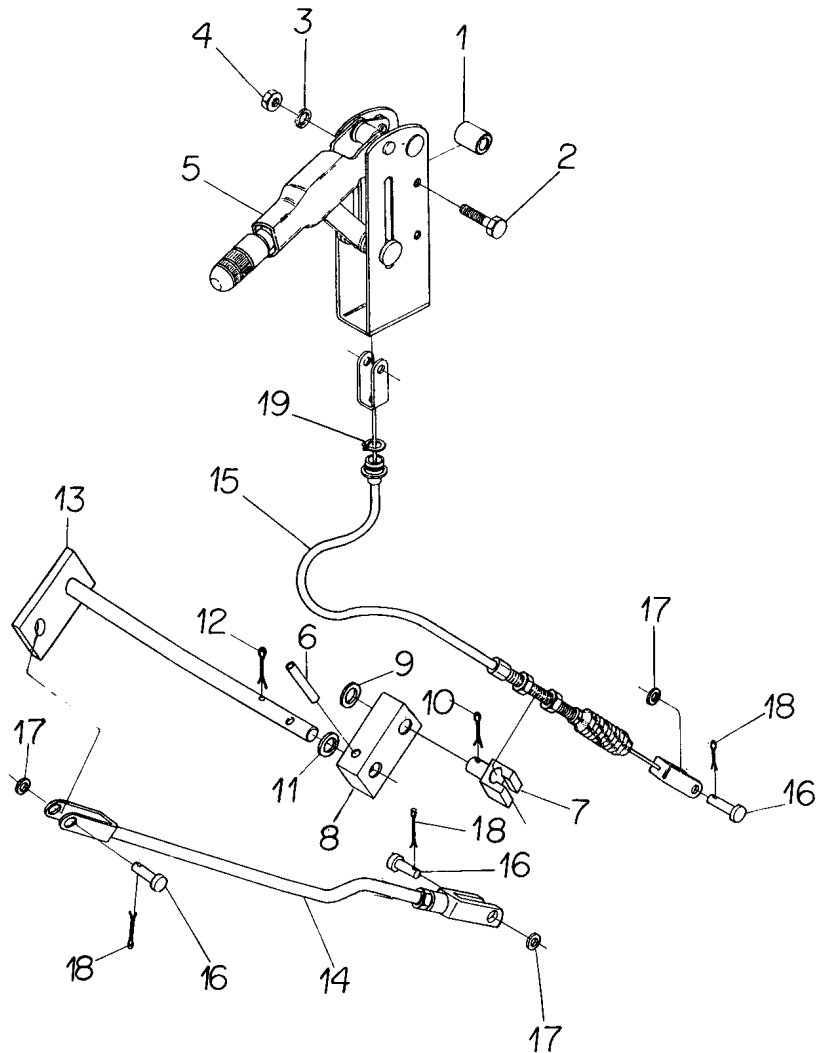
- ROD
- NUT
- FORK

- VARILLA
- TUERCA
- HORQUILLA



**Freio De Estacionamento**  
**Brake**  
**Freno**

**105-225**



- 1 036613P1  
2 339291X1  
3 339374X1  
4 339169X1  
5 036789T1  
6 339071X1  
7 023371P1  
8 036562P1  
9 339285X1  
10 354068X1  
11 339596X1  
12 354068X1  
13 036559S1  
14 036564S1  
15 036654T1  
16 832813M1  
17 353756X1  
18 354059X1  
19 022345T1

- 2 ESPAÇADOR  
2 PARAFUSO  
2 ARRUELA  
2 PORCA  
1 ALAVANCA  
1 PINO  
1 PINO  
1 ALAVANCA  
1 ARRUELA  
1 CONTRAPINO  
1 ARRUELA  
1 CONTRAPINO  
1 EIXO  
1 TIRANTE  
1 CABO  
3 PINO  
3 ARRUELA  
3 CONTRAPINO  
1 ANEL TRAVA

- SPACER  
BOLT  
WASHER  
NUT  
LEVER  
PIN  
PIN  
LEVER  
WASHER  
DOWEL  
WASHER  
DOWEL  
SHAFT  
ROD  
CABLE  
PIN  
WASHER  
DOWEL  
CIRCLIP

- PIEZA DISTANCIA  
PERNO  
ARANDELA  
TUERCA  
PALANCA  
PASADOR  
PASADOR  
PALANCA  
ARANDELA  
CENTRAJE  
ARANDELA  
CENTRAJE  
ARBOL  
VARILLA  
CABLE  
PASADOR  
ARANDELA  
CENTRAJE  
CIRCUITO

Engate Da Tdp  
Coupler  
Acoplador

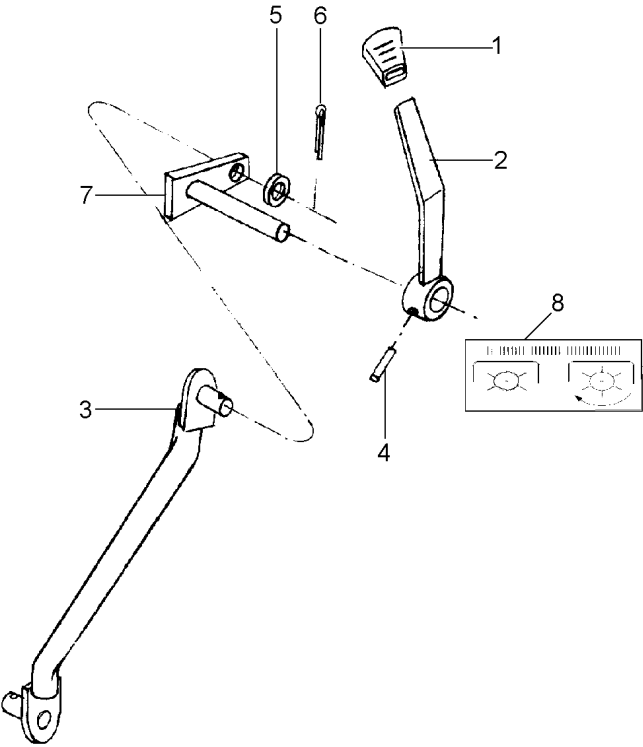
105-230

- 1 035972P1
- 2 036618S1
- 3 036831S1
- 4 391290X1
- 5 339024X1
- 6 354048X1
- 7 036616S1
- 8 026065P1

- 1 MANÍPULO
- 1 ALAVANCA
- 1 TIRANTE
- 1 PINO
- 1 ARRUELA
- 1 CUPILHA
- 1 ALAVANCA
- 1 DECAL

- KNOB
- LEVER
- ROD
- PIN
- WASHER
- COTTER PIN
- LEVER
- DECAL

- POMO
- PALANCA
- VARILLA
- PASADOR
- ARANDELA
- PASADOR DOUBLE
- PALANCA
- CALCOMANIA



Comando De Bloqueo  
Lever  
Mando

105-235

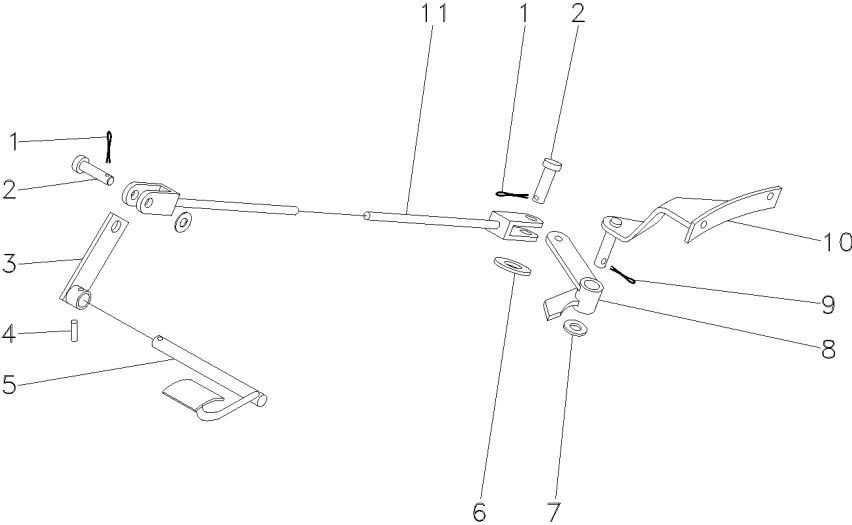
- 1 354059X1
- 2 832813M1
- 3 027891S1
- 4 391017X1
- 5 027885S1
- 6 353756X1
- 7 353758X1
- 8 033298S1
- 9 354059X1
- 10 063177S1
- 11 037541N1

- 2 CONTRAPINO
- 2 PINO
- 1 ALAVANCA
- 1 PINO
- 1 PEDAL
- 2 ARRUELA
- 1 ARRUELA
- 1 ALAVANCA
- 1 CONTRAPINO
- 1 SUPORTE
- 1 TIRANTE

- DOWEL
- PIN
- LEVER
- PIN
- PEDAL
- WASHER
- WASHER
- LEVER
- DOWEL
- CLEVIS
- ROD

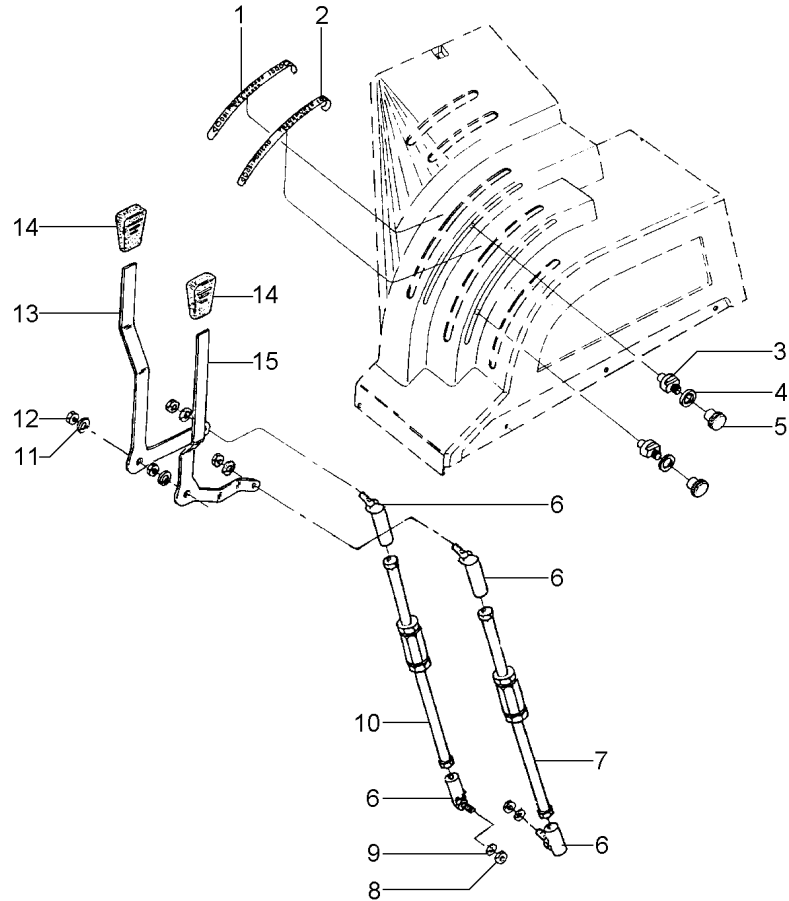
- CENTRAJE
- PASADOR
- PALANCA
- PASADOR
- PEDAL
- ARANDELA
- ARANDELA
- PALANCA
- CENTRAJE
- GANCHO SEGUR.
- VARILLA

105-220 No



Alavanca De Controle  
Control Levier  
Palanca De Controle

105-240



- |    |           |            |
|----|-----------|------------|
| 1  | 3585968M3 | [D]        |
| 2  | 3585973M3 | [C]        |
| 3  | 036993P1  |            |
| 4  | 3408797M1 |            |
| 5  | 037020T1  |            |
| 6  | 487077M91 |            |
| 7  | 036091N1  | 105-285 No |
| 8  | 353918X1  |            |
| 9  | 353441X1  |            |
| 10 | 036092N1  | 105-290 No |
| 11 | 353441X1  |            |
| 12 | 353918X1  |            |
| 13 | 033225P1  | [A]        |
| 14 | 035972P1  |            |
| 15 | 033123P1  | [B]        |

[A] CONTROLE DE PROFUNDIDADE  
DEPTH CONTROL  
CONTROL DE PROFUNDIDAD

[B] CONTROLE DE POSIÇÃO  
POSITION CONTROL  
CONTROL DE POSICION

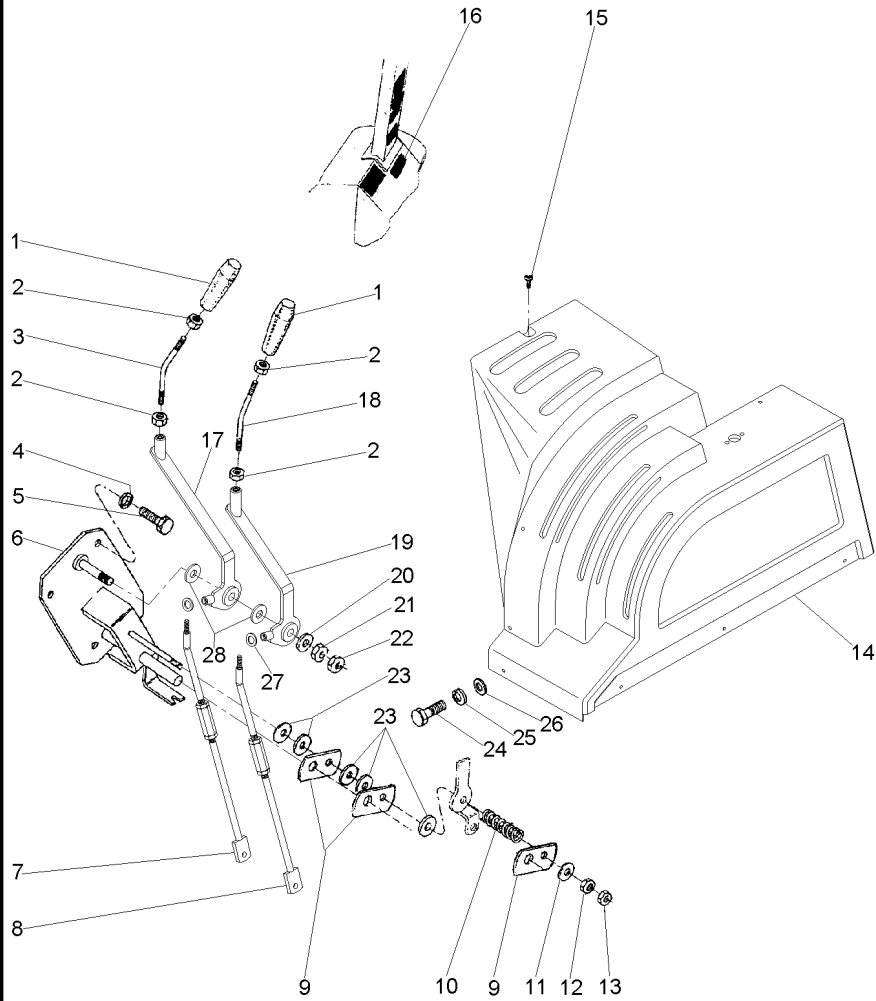
[C] POSIÇÃO  
POSITION  
POSICION

[D] PROFUNDIDADE  
DEPTH  
PROFUNDIDAD

- |   |             |           |                 |
|---|-------------|-----------|-----------------|
| 1 | EMBLEMA     | EMBLEM    | EMBLEMA         |
| 2 | EMBLEMA     | EMBLEM    | EMBLEMA         |
| 1 | TRAVA       | LOCK      | RETENEDOR       |
| 4 | ARRUELA     | WASHER    | ARANDELA        |
| 4 | MANÍPULO    | KNOB      | POMO            |
| 1 | CONECTOR    | CONNECTOR | CONECTOR        |
| 1 | CJ. TIRANTE | KIT, ROD  | JUEGO DE BIELAS |
| 2 | PORCA       | NUT       | TUERCA          |
| 1 | ARRUELA     | WASHER    | ARANDELA        |
| 1 | CJ. TIRANTE | KIT, ROD  | JUEGO DE BIELAS |
| 2 | ARRUELA     | WASHER    | ARANDELA        |
| 2 | PORCA       | NUT       | TUERCA          |
| 4 | ALAVANCA    | LEVER     | PALANCA         |
| 4 | MANÍPULO    | KNOB      | POMO            |
| 8 | ALAVANCA    | LEVER     | PALANCA         |

Alavanca De Controle  
Control Levier  
Palanca De Controle

105-245



- 1 1693886M1
- 2 339402X1
- 3 063856P1
- 4 339376X1
- 5 339451X1
- 6 036203S1
- 7 063744N1
- 8 063748N1
- 9 036881P1
- 10 037594P1
- 11 490434M1
- 12 353430X1
- 13 353431X1
- 14 036791P1
- 15 3005686X1
- 16 036599P1
- 17 063718S1
- 18 036284P1
- 19 063717S1
- 20 353758X1
- 21 375098X1
- 22 375111X1
- 23 490434M1
- 24 339560X1
- 25 339375X1
- 26 390971X1
- 27 353441X1
- 28 1693890M1

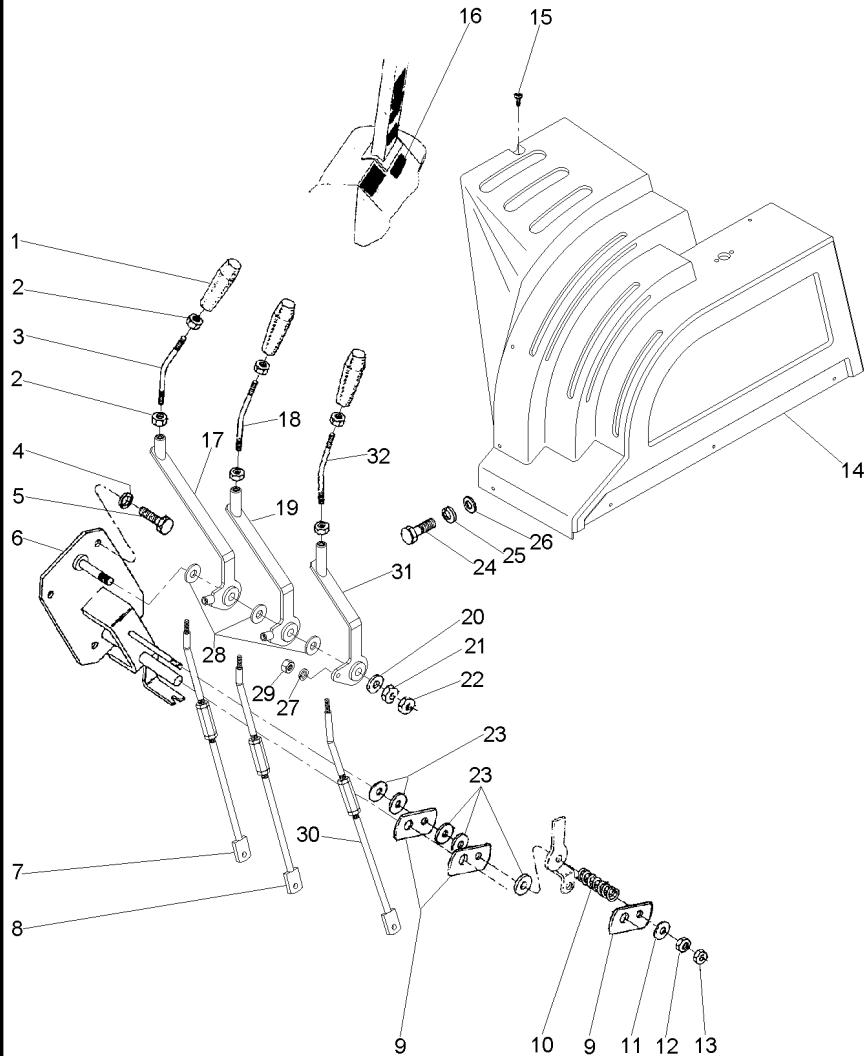
105-295 No  
105-300 No

|               |          |                 |
|---------------|----------|-----------------|
| 2 MANÍPULO    | KNOB     | POMO            |
| 4 PORCA       | NUT      | TUERCA          |
| 1 TIRANTE     | ROD      | VARILLA         |
| 4 ARRUELA     | WASHER   | ARANDELA        |
| 4 PARAFUSO    | BOLT     | PERNO           |
| 1 SUPORTE     | BRACKET  | SOPORTE         |
| 1 CJ. TIRANTE | KIT, ROD | JUEGO DE BIELAS |
| 1 CJ. TIRANTE | KIT, ROD | JUEGO DE BIELAS |
| 3 ESPAÇADOR   | SPACER   | PIEZA DISTANCIA |
| 1 MOLA        | SPRING   | RESORTE         |
| 3 ARRUELA     | WASHER   | ARANDELA        |
| 1 PORCA       | NUT      | TUERCA          |
| 1 PORCA       | NUT      | TUERCA          |
| 1 CONSOLE     | CONSOLE  | CONSOLA         |
| 6 PARAFUSO    | BOLT     | PERNO           |
| 1 DECAL       | DECAL    | CALCOMANIA      |
| 1 ALAVANCA    | LEVER    | PALANCA         |
| 1 TIRANTE     | ROD      | VARILLA         |
| 1 ALAVANCA    | LEVER    | PALANCA         |
| 1 ARRUELA     | WASHER   | ARANDELA        |
| 2 PORCA       | NUT      | TUERCA          |
| 1 PORCA       | NUT      | TUERCA          |
| 5 ARRUELA     | WASHER   | ARANDELA        |
| 2 PARAFUSO    | BOLT     | PERNO           |
| 2 ARRUELA     | WASHER   | ARANDELA        |
| 2 ARRUELA     | WASHER   | ARANDELA        |
| 2 ARRUELA     | WASHER   | ARANDELA        |
| 2 ARRUELA     | WASHER   | ARANDELA        |



Alavanca De Controle  
Control Levier  
Palanca De Controle

105-250



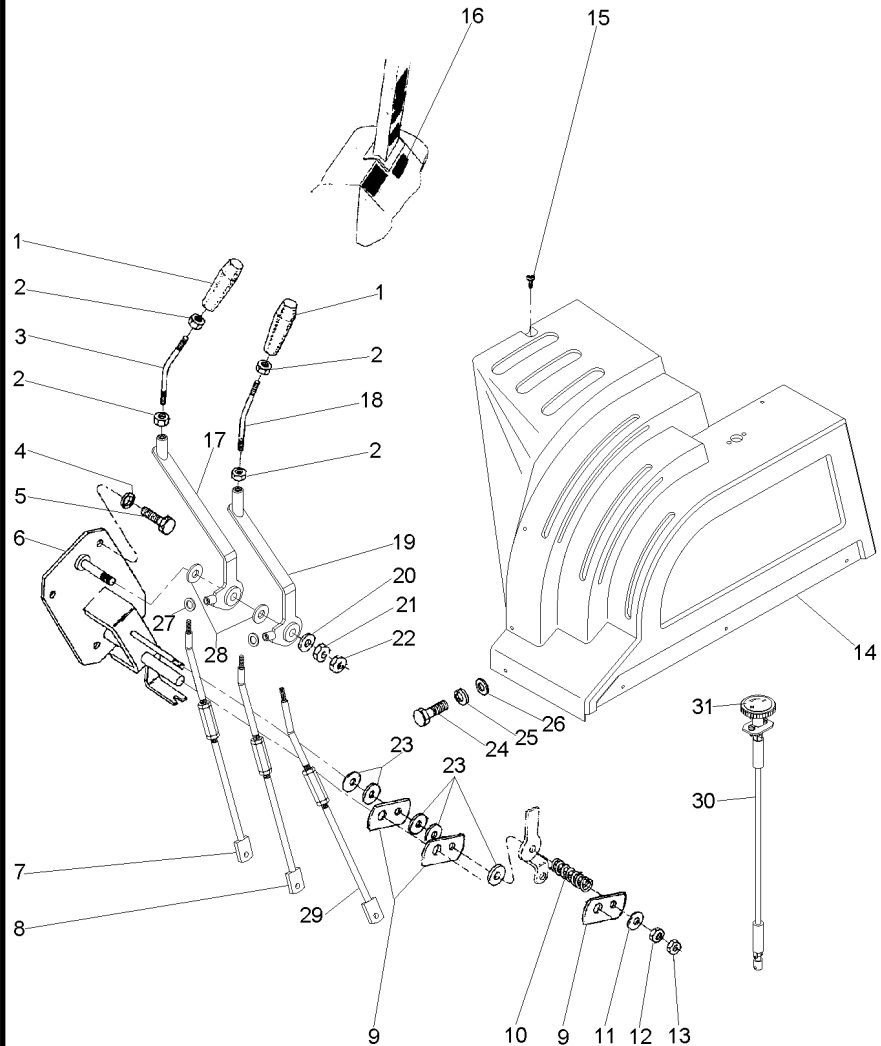
- 1 1693886M1
- 2 339401X1
- 3 063856P1
- 4 339376X1
- 5 339451X1
- 6 036203S1
- 7 063744N1
- 8 063748N1
- 9 036881P1
- 10 037594P1
- 11 490434M1
- 12 353430X1
- 13 353431X1
- 14 063779P1
- 15 3005686X1
- 16 036599P1
- 17 063717S1
- 18 036284P1
- 19 063718S1
- 20 353758X1
- 21 375098X1
- 22 375111X1
- 23 490434M1
- 24 339560X1
- 25 339375X1
- 26 390971X1
- 27 353441X1
- 28 1693890M1
- 29 353918X1
- 30 063740N1
- 31 063719S1
- 32 036210P1

105-295 No  
105-300 No

|               |          |                 |
|---------------|----------|-----------------|
| 3 MANÍPULO    | KNOB     | POMO            |
| 4 PARAFUSO    | BOLT     | PERNO           |
| 1 TIRANTE     | ROD      | VARILLA         |
| 4 ARRUELA     | WASHER   | ARANDELA        |
| 4 PARAFUSO    | BOLT     | PERNO           |
| 1 SUPORTE     | BRACKET  | SOPORTE         |
| 1 CJ. TIRANTE | KIT, ROD | JUEGO DE BIELAS |
| 1 CJ. TIRANTE | KIT, ROD | JUEGO DE BIELAS |
| 3 ESPAÇADOR   | SPACER   | PIEZA DISTANCIA |
| 1 MOLA        | SPRING   | RESORTE         |
| 3 ARRUELA     | WASHER   | ARANDELA        |
| 1 PORCA       | NUT      | TUERCA          |
| 1 PORCA       | NUT      | TUERCA          |
| 1 CONSOLE     | CONSOLE  | CONSOLA         |
| 6 PARAFUSO    | BOLT     | PERNO           |
| 1 DECAL       | DECAL    | CALCOMANIA      |
| 1 ALAVANCA    | LEVER    | PALANCA         |
| 1 TIRANTE     | ROD      | VARILLA         |
| 1 ALAVANCA    | LEVER    | PALANCA         |
| 1 ARRUELA     | WASHER   | ARANDELA        |
| 2 PORCA       | NUT      | TUERCA          |
| 1 PORCA       | NUT      | TUERCA          |
| 5 ARRUELA     | WASHER   | ARANDELA        |
| 2 PARAFUSO    | BOLT     | PERNO           |
| 2 ARRUELA     | WASHER   | ARANDELA        |
| 2 ARRUELA     | WASHER   | ARANDELA        |
| 2 ARRUELA     | WASHER   | ARANDELA        |
| 3 ARRUELA     | WASHER   | ARANDELA        |
| 1 PORCA       | NUT      | TUERCA          |
| 1 CJ. TIRANTE | KIT, ROD | JUEGO DE BIELAS |
| 1 ALAVANCA    | LEVER    | PALANCA         |
| 1 TIRANTE     | ROD      | VARILLA         |

Alavanca De Controle  
Control Levier  
Palanca De Controle

105-255



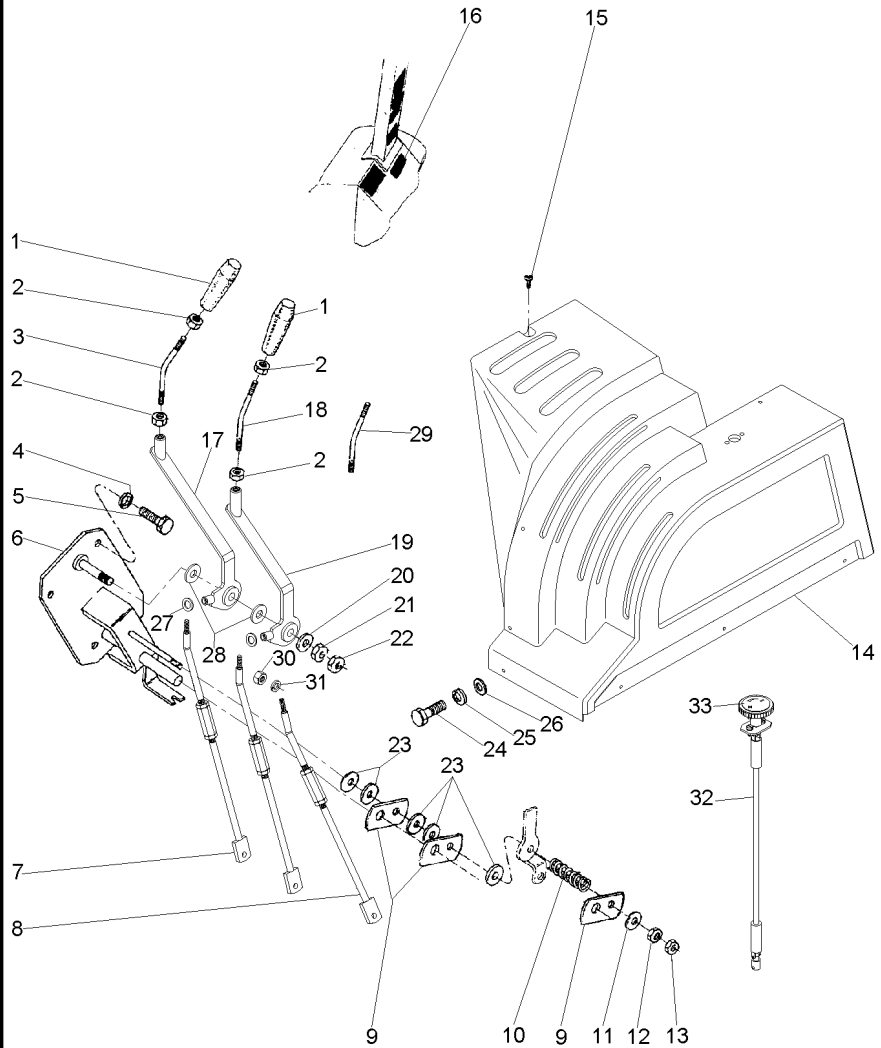
- 1 1693886M1
- 2 339402X1
- 3 063856P1
- 4 339376X1
- 5 339451X1
- 6 036203S1
- 7 063744N1
- 8 063748N1
- 9 036881P1
- 10 037594P1
- 11 490434M1
- 12 353430X1
- 13 353431X1
- 14 063779P1
- 15 3005686X1
- 16 036599P1
- 17 063717S1
- 18 036284P1
- 19 063718S1
- 20 353758X1
- 21 375098X1
- 22 375111X1
- 23 490434M1
- 24 339560X1
- 25 339375X1
- 26 390971X1
- 27 353441X1
- 28 1693890M1
- 29 063740N1
- 30 066578T1
- 31 063421P1

105-295 No  
105-300 No

|               |             |                 |
|---------------|-------------|-----------------|
| 3 MANÍPULO    | KNOB        | POMO            |
| 4 PORCA       | NUT         | TUERCA          |
| 1 TIRANTE     | ROD         | VARILLA         |
| 4 ARRUELA     | WASHER      | ARANDELA        |
| 4 PARAFUSO    | BOLT        | PERNO           |
| 1 SUPORTE     | BRACKET     | SOPORTE         |
| 1 CJ. TIRANTE | KIT, ROD    | JUEGO DE BIELAS |
| 1 CJ. TIRANTE | KIT, ROD    | JUEGO DE BIELAS |
| 3 ESPAÇADOR   | SPACER      | PIEZA DISTANCIA |
| 1 MOLA        | SPRING      | RESORTE         |
| 3 ARRUELA     | WASHER      | ARANDELA        |
| 1 PORCA       | NUT         | TUERCA          |
| 1 PORCA       | NUT         | TUERCA          |
| 1 CONSOLE     | CONSOLE     | CONSOLA         |
| 6 PARAFUSO    | BOLT        | PERNO           |
| 1 DECAL       | DECAL       | CALCOMANIA      |
| 1 ALAVANCA    | LEVER       | PALANCA         |
| 1 TIRANTE     | ROD         | VARILLA         |
| 1 ALAVANCA    | LEVER       | PALANCA         |
| 1 ARRUELA     | WASHER      | ARANDELA        |
| 2 PORCA       | NUT         | TUERCA          |
| 1 PORCA       | NUT         | TUERCA          |
| 5 ARRUELA     | WASHER      | ARANDELA        |
| 2 PARAFUSO    | BOLT        | PERNO           |
| 2 ARRUELA     | WASHER      | ARANDELA        |
| 2 ARRUELA     | WASHER      | ARANDELA        |
| 2 ARRUELA     | WASHER      | ARANDELA        |
| 2 ARRUELA     | WASHER      | ARANDELA        |
| 1 CJ. TIRANTE | KIT, ROD    | JUEGO DE BIELAS |
| 1 CARDAN      | DRIVE SHAFT | EJE DE MANDO    |
| 1 DECAL       | DECAL       | CALCOMANIA      |

Alavanca De Controle  
Control Levier  
Palanca De Controle

105-260



105-295 No

- 1 1693886M1
- 2 339402X1
- 3 063856P1
- 4 339376X1
- 5 339451X1
- 6 036203S1
- 7 063744N1
- 8 063740N1
- 9 036881P1
- 10 037594P1
- 11 490434M1
- 12 353430X1
- 13 353431X1
- 14 063779P1
- 15 3005686X1
- 16 036599P1
- 17 063717S1
- 18 036284P1
- 19 063718S1
- 20 353758X1
- 21 375098X1
- 22 375111X1
- 23 490434M1
- 24 339560X1
- 25 339375X1
- 26 390971X1
- 27 353441X1
- 28 1693890M1
- 29 036210P1
- 30 353918X1
- 31 353441X1
- 32 066578T1
- 33 063421P1

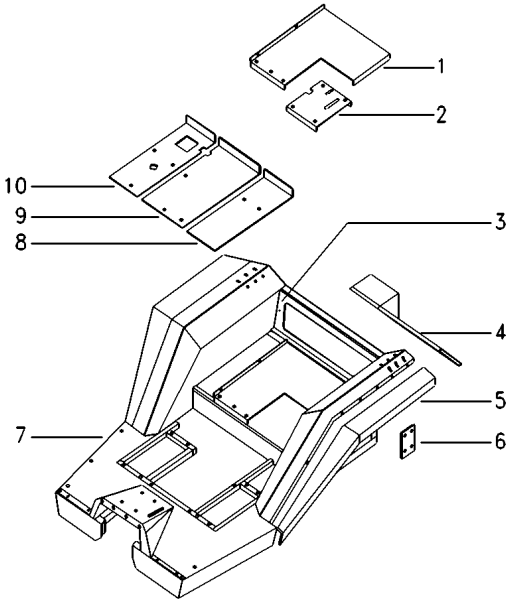
- 3 MANÍPULO
- 4 PORCA
- 1 TIRANTE
- 4 ARRUELA
- 4 PARAFUSO
- 1 SUPORTE
- 1 CJ. TIRANTE
- 1 CJ. TIRANTE
- 3 ESPAÇADOR
- 1 MOLA
- 3 ARRUELA
- 1 PORCA
- 1 PORCA
- 1 CONSOLE
- 6 PARAFUSO
- 1 DECAL
- 1 ALAVANCA
- 1 TIRANTE
- 1 ALAVANCA
- 1 ARRUELA
- 2 PORCA
- 1 PORCA
- 5 ARRUELA
- 2 PARAFUSO
- 2 ARRUELA
- 2 ARRUELA
- 2 ARRUELA
- 3 ARRUELA
- 1 TIRANTE
- 1 PORCA
- 1 ARRUELA
- 1 CARDAN
- 1 DECAL

- KNOB
- NUT
- ROD
- WASHER
- BOLT
- BRACKET
- KIT, ROD
- KIT, ROD
- SPACER
- SPRING
- WASHER
- NUT
- NUT
- CONSOLE
- BOLT
- DECAL
- LEVER
- ROD
- LEVER
- WASHER
- NUT
- NUT
- WASHER
- BOLT
- WASHER
- WASHER
- WASHER
- WASHER
- WASHER
- ROD
- NUT
- WASHER
- DRIVE SHAFT
- DECAL

- POMO
- TUERCA
- VARILLA
- ARANDELA
- PERNO
- SOPORTE
- JUEGO DE BIELAS
- JUEGO DE BIELAS
- PIEZA DISTANCIA
- RESORTE
- ARANDELA
- TUERCA
- TUERCA
- CONSOLA
- PERNO
- CALCOMANIA
- PALANCA
- VARILLA
- PALANCA
- ARANDELA
- TUERCA
- TUERCA
- ARANDELA
- ARANDELA
- ARANDELA
- ARANDELA
- ARANDELA
- VARILLA
- TUERCA
- ARANDELA
- EJE DE MANDO
- CALCOMANIA

Plataforma Do Operador  
Operator Plataform  
Plataforma Del Operador

105-265



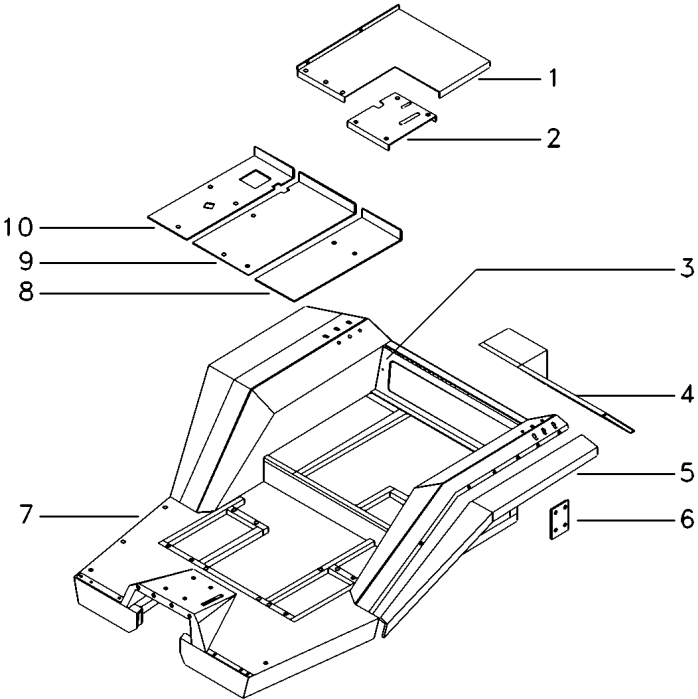
- 1 036576S1
- 2 036574P1
- 3 035846P1
- 4 027017S1
- 5 035835P1
- 5 035836P1
- 6 027937P1
- 7 039787S1
- 8 027253S1
- 9 027061S1
- 10 036077P1



- 1 ESTRUTURA
- 1 TAMPA
- 1 TAMPA
- 1 CHAPA
- 1 PÁRA-LAMA
- 1 PÁRA-LAMA
- 2 TAMPA
- 1 PLATAFORMA
- 1 CHAPA
- 1 TAMPA
- 1 PLACA

- STRUCTURE
- COVER
- COVER
- PLATE
- FENDER
- FENDER
- COVER
- TABLE
- PLATE
- COVER
- PLATE

- ESTRUCTURA
- CUBIERTA
- CUBIERTA
- CHAPA
- GUARDABARRO
- GUARDABARRO
- CUBIERTA
- MESA
- CHAPA
- CUBIERTA
- PLATO



- 1 036576S1
- 2 036574P1
- 3 035846P1
- 4 069025S1
- 5 035835P1
- 5 035836P1
- 6 027937P1
- 7 036106S1
- 8 027253S1
- 9 027061S1
- 10 036077P1

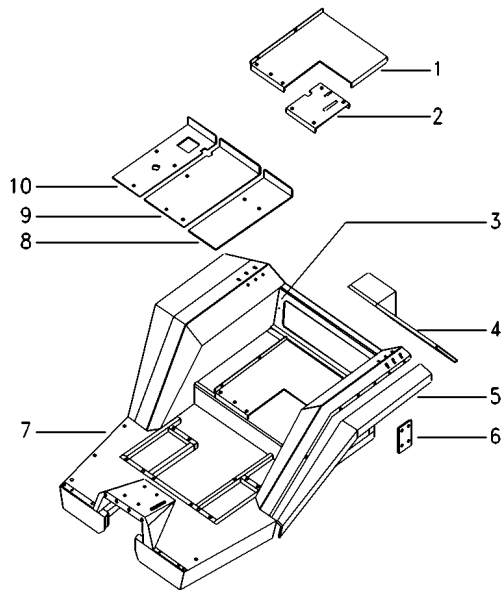
[AB]

- [A] TRASEIRA  
REAR  
TRASERA
- [B] CONTROLE REMOTO - 2 VÁLVULAS  
REMOTE CONTROL - 2 VALVES  
CONTROL REMOTO - 2 VALVULAS

- |              |           |             |
|--------------|-----------|-------------|
| 1 ESTRUTURA  | STRUCTURE | ESTRUCTURA  |
| 1 TAMPA      | COVER     | CUBIERTA    |
| 1 TAMPA      | COVER     | CUBIERTA    |
| 1 CHAPA      | PLATE     | CHAPA       |
| 1 PÁRA-LAMA  | FENDER    | GUARDABARRO |
| 1 PÁRA-LAMA  | FENDER    | GUARDABARRO |
| 2 TAMPA      | COVER     | CUBIERTA    |
| 1 PLATAFORMA | TABLE     | MESA        |
| 1 CHAPA      | PLATE     | CHAPA       |
| 1 TAMPA      | COVER     | CUBIERTA    |
| 1 PLACA      | PLATE     | PLATO       |

Plataforma Do Operador  
Operator Plataform  
Plataforma Del Operador

105-275



- 1 036576S2
- 2 036574P1
- 3 035846P1
- 4 070861S1
- 5 035835P1
- 5 035836P1
- 6 027937P1
- 7 039787S1
- 8 027253S1
- 9 027061S1
- 10 036077P1

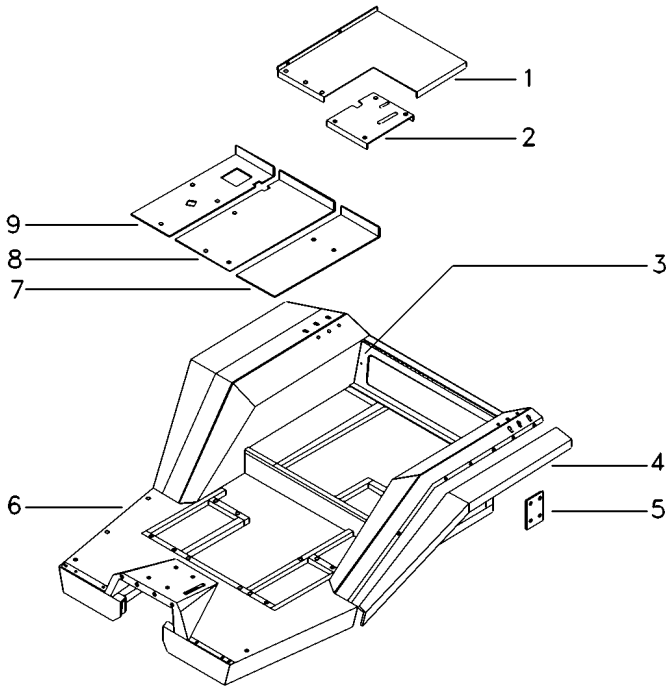
[AB]

- [A] TRASEIRA  
REAR  
TRASERA
- [B] CONTROLE REMOTO - 3 VÁLVULAS  
REMOTE CONTROL - 3 VALVES  
CONTROL REMOTO - 3 VALVULAS

- |              |           |             |
|--------------|-----------|-------------|
| 1 ESTRUTURA  | STRUCTURE | ESTRUCTURA  |
| 1 TAMPA      | COVER     | CUBIERTA    |
| 1 TAMPA      | COVER     | CUBIERTA    |
| 1 CHAPA      | PLATE     | CHAPA       |
| 1 PÁRA-LAMA  | FENDER    | GUARDABARRO |
| 1 PÁRA-LAMA  | FENDER    | GUARDABARRO |
| 2 TAMPA      | COVER     | CUBIERTA    |
| 1 PLATAFORMA | TABLE     | MESA        |
| 1 CHAPA      | PLATE     | CHAPA       |
| 1 TAMPA      | COVER     | CUBIERTA    |
| 1 PLACA      | PLATE     | PLATO       |

Plataforma Do Operador  
Operator Plataform  
Plataforma Del Operador

105-280



- 1 036576S2
- 2 036574P1
- 3 035846P1
- 4 035835P1
- 4 035836P1
- 5 027937P1
- 6 036106S1
- 7 027253S1
- 8 027061S1
- 9 036077P1



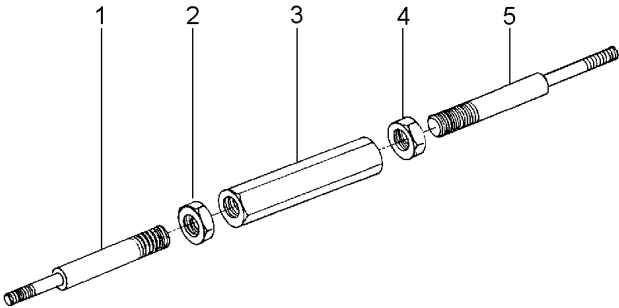
- 1 ESTRUTURA
- 1 TAMPA
- 1 TAMPA
- 1 PÁRA-LAMA
- 1 PÁRA-LAMA
- 2 TAMPA
- 1 PLATAFORMA
- 1 CHAPA
- 1 TAMPA
- 1 PLACA

- STRUCTURE
- COVER
- COVER
- FENDER
- FENDER
- COVER
- TABLE
- PLATE
- COVER
- PLATE

- ESTRUCTURA
- CUBIERTA
- CUBIERTA
- GUARDABARRO
- GUARDABARRO
- CUBIERTA
- MESA
- CHAPA
- CUBIERTA
- PLATO

Tirante  
Rod  
Varilla

105-285



- 1 037094P1
- 2 3146867M1
- 3 3146866M1
- 4 375109X1
- 5 021273P1

- 1 TIRANTE
- 1 PORCA
- 1 CONECTOR
- 1 PORCA
- 1 TIRANTE

- ROD
- NUT
- CONNECTOR
- NUT
- ROD

- VARILLA
- TUERCA
- CONECTOR
- TUERCA
- VARILLA



Tirante  
Rod  
Varilla

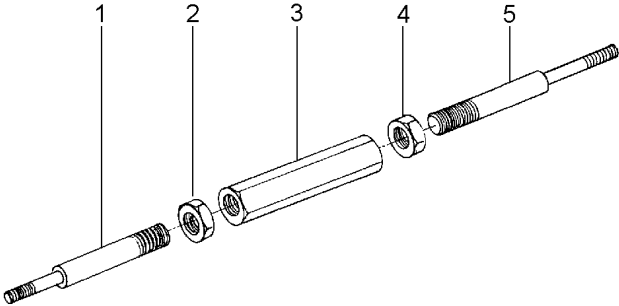
105-290

- 1 036082P1
- 2 3146867M1
- 3 3146866M1
- 4 375109X1
- 5 021275P1

- 1 TIRANTE
- 1 PORCA
- 1 CONECTOR
- 1 PORCA
- 1 TIRANTE

- ROD
- NUT
- CONNECTOR
- NUT
- ROD

- VARILLA
- TUERCA
- CONECTOR
- TUERCA
- VARILLA



Cj. Tirante  
Rod  
Varilla

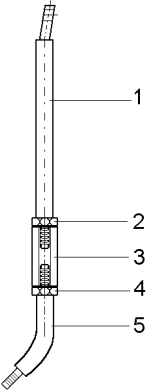
105-295

- 1 065948S1
- 2 3146867M1
- 3 3146866M1
- 4 375109X1
- 5 065950P1

- 1 TIRANTE
- 1 PORCA
- 1 CONECTOR
- 1 PORCA
- 1 TIRANTE

- ROD
- NUT
- CONNECTOR
- NUT
- ROD

- VARILLA
- TUERCA
- CONECTOR
- TUERCA
- VARILLA



Cj. Tirante  
Rod  
Varilla

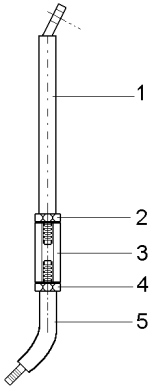
105-300

- 1 063750S1
- 2 3146867M1
- 3 3146866M1
- 4 375109X1
- 5 063749P1

- 1 TIRANTE
- 1 PORCA
- 1 CONECTOR
- 1 PORCA
- 1 TIRANTE

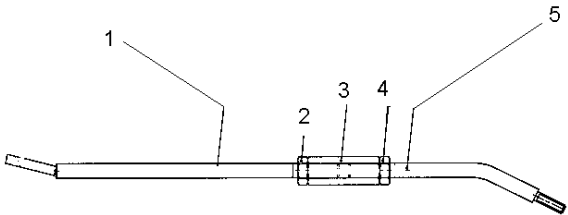
- ROD
- NUT
- CONNECTOR
- NUT
- ROD

- VARILLA
- TUERCA
- CONECTOR
- TUERCA
- VARILLA



Cj. Tirante  
Rod  
Varilla

105-305



- 1 065948S1
- 2 3146867M1
- 3 3146866M1
- 4 375109X1
- 5 065950P1

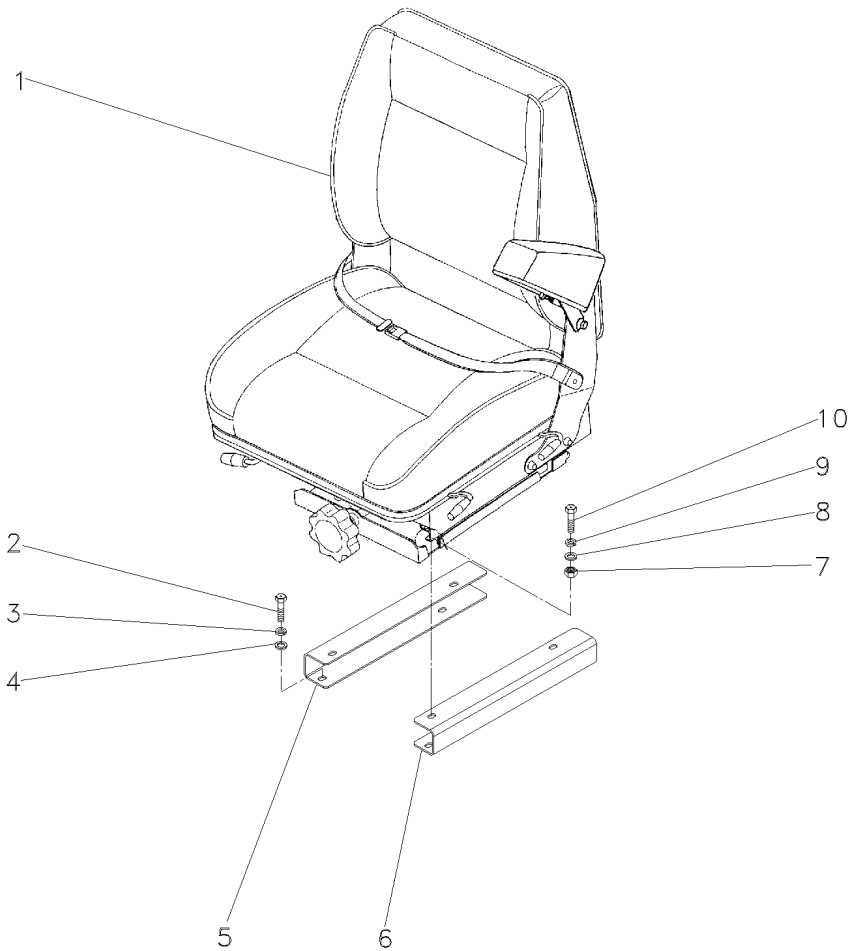
- 1 TIRANTE
- 1 PORCA
- 1 CONECTOR
- 1 PORCA
- 1 TIRANTE

- ROD
- NUT
- CONNECTOR
- NUT
- ROD

- VARILLA
- TUERCA
- CONECTOR
- TUERCA
- VARILLA

Assento  
Seat  
Asiento

105-310



- 1 071163N1
- 2 339761X1
- 3 339374X1
- 4 829185M1
- 5 052460P1
- 6 052461P1
- 7 339402X1
- 8 390734X1
- 9 339376X1
- 10 339401X1



- 1 ASSENTO
- 4 PARAFUSO
- 4 ARRUELA
- 4 ARRUELA
- 1 SUPORTE
- 1 SUPORTE
- 4 PORCA
- 4 ARRUELA
- 4 ARRUELA
- 4 PARAFUSO

- SEAT
- BOLT
- WASHER
- WASHER
- BRACKET
- BRACKET
- NUT
- WASHER
- WASHER
- BOLT

- ASIENTO
- PERNO
- ARANDELA
- ARANDELA
- SOPORTE
- SOPORTE
- TUERCA
- ARANDELA
- ARANDELA
- PERNO

Assento  
Seat  
Asiento

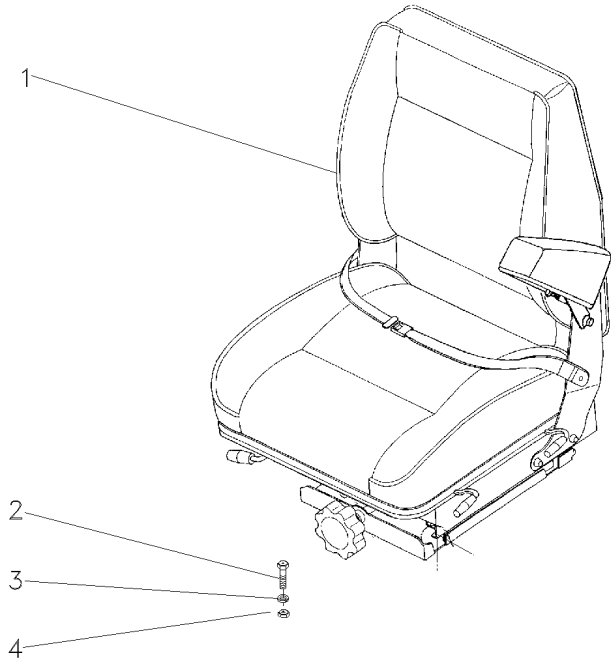
105-315

- 1 059477N1
- 2 339401X1
- 3 339376X1
- 4 339402X1

- 1 ASSENTO
- 4 PARAFUSO
- 4 ARRUELA
- 4 PORCA

- SEAT
- BOLT
- WASHER
- NUT

- ASIENTO
- PERNO
- ARANDELA
- TUERCA



Dreno  
Drain  
Dreno

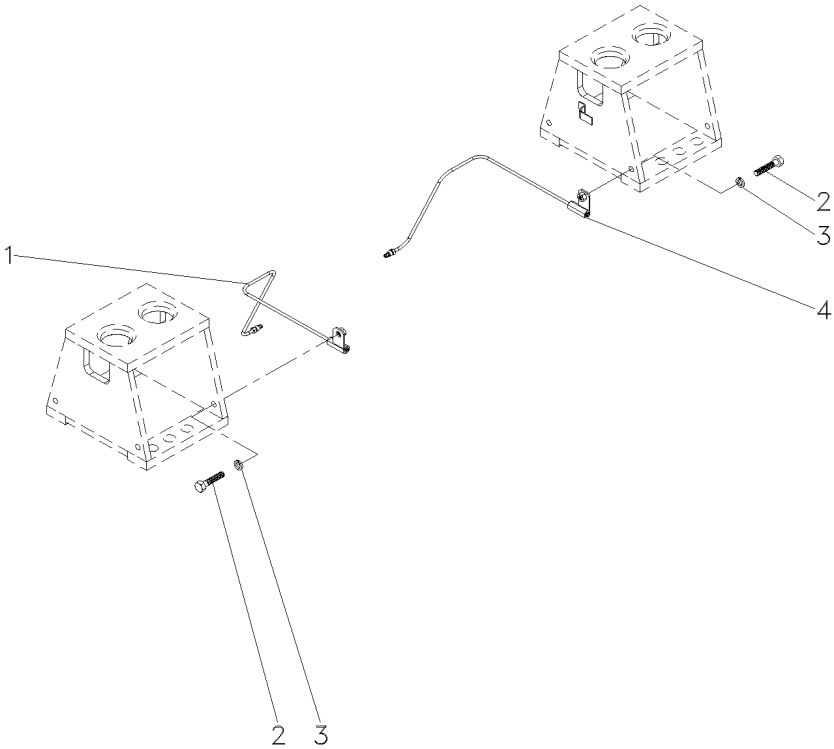
105-320

- 1 065575N1
- 2 339761X1
- 3 339374X1
- 4 065576N1

- 1 C.J. TUBO
- 2 PARAFUSO
- 2 ARRUELA
- 1 C.J. TUBO

- TUBE ASSY
- BOLT
- WASHER
- KIT, PIPE

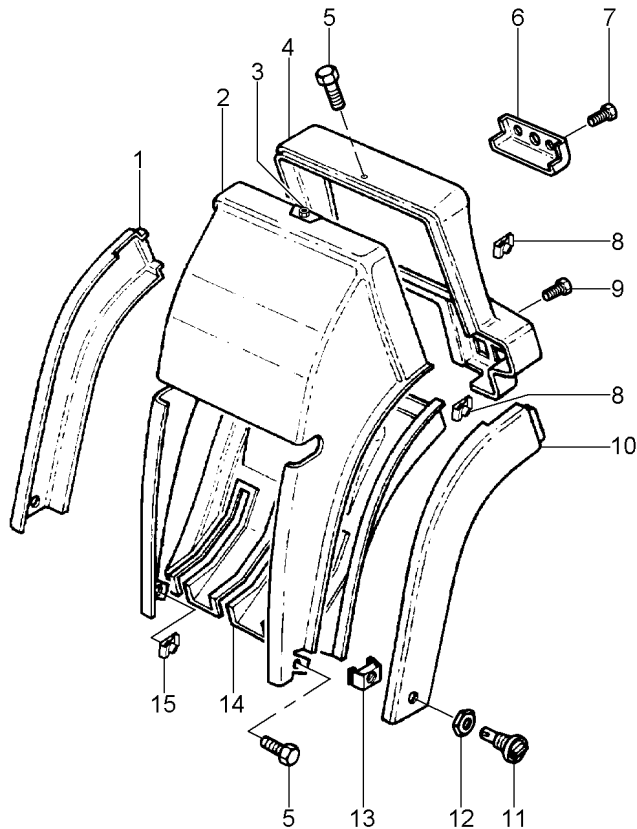
- CONJ.DE TUBO
- PERNO
- ARANDELA
- JUEGO CANO



Minicapuz  
Minihood  
Minicapó

110-10

Com Sistema Ferguson  
With Ferguson System  
Con Sistema Ferguson



- 1 3712420M2
- 2 3712416M1
- 3 3715143M1
- 4 3712418M1
- 5 3010506X1
- 6 3714209M1
- 7 3010578X1
- 8 3580062M1
- 9 2191950K91
- 10 3712419M1
- 11 3782696M1
- 12 3782892M1
- 13 3782697M1
- 14 057907P1
- 15 3715142M1



- 1 GUARNIÇÃO
- 1 GUARNIÇÃO
- X PORCA
- 1 MOLDURA
- X PARAFUSO
- 1 GUARNIÇÃO
- 2 PARAFUSO
- 4 PORCA
- 2 BOTÃO
- 1 GUARNIÇÃO
- 2 BOTÃO
- 2 ARRUELA
- 2 GRAMPO
- 1 GUARNIÇÃO
- X PORCA

- BEADING
- FOAM
- NUT
- MOULDING
- BOLT
- FOAM
- BOLT
- NUT
- BUTTON
- FOAM
- BUTTON
- WASHER
- CRAMP
- BEADING
- NUT

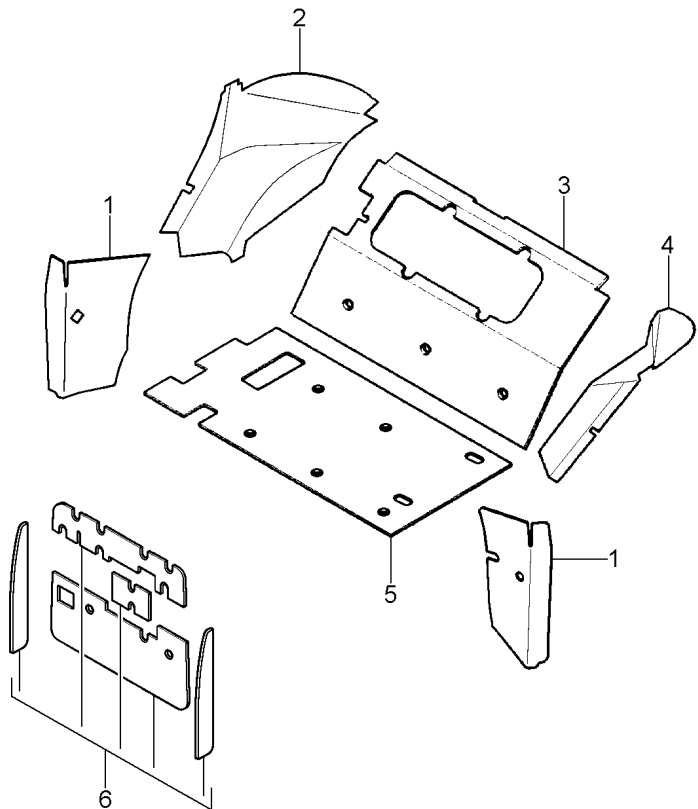
- GUARNICION
- ESPUMA
- TUERCA
- BORDON
- PERNO
- ESPUMA
- PERNO
- TUERCA
- PULSADOR
- ESPUMA
- PULSADOR
- ARANDELA
- PASADOR
- GUARNICION
- TUERCA



Conjunto De Vedação  
Sealing Assembly  
Conjunto Vedación

110-15

Com Sistema Ferguson  
With Ferguson System  
Con Sistema Ferguson



- 1 3713884M93
- 2 3713897M6
- 3 3713898M5
- 4 3713896M5
- 5 052619P1
- 6 053149N2

- [B]
- [B]
- ▶ [C]
- [B]
- ▶ [C]
- ▶ [A]

- [A] TÉRMICO  
THERMIC  
TÉRMICO
- [B] PÁRA-LAMA  
MUDGUARD  
GUARDABARROS
- [C] TRASEIRO  
REAR  
TRASERO

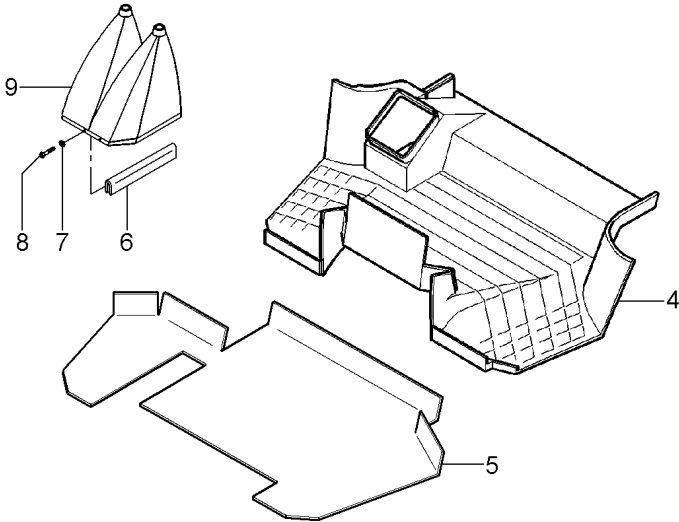
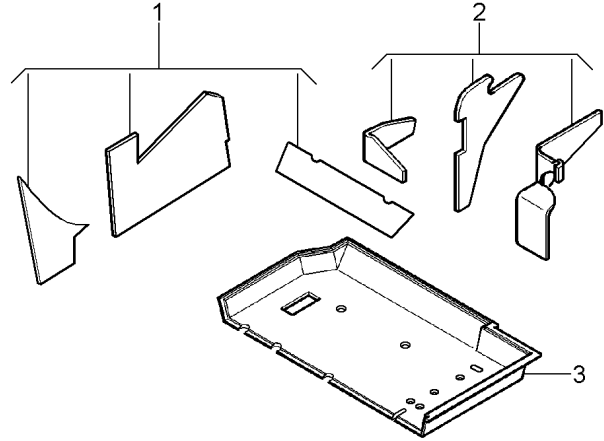
- |            |           |               |
|------------|-----------|---------------|
| 1 ISOLANTE | INSULATOR | PROD.AISLANTE |
| 1 ISOLANTE | INSULATOR | PROD.AISLANTE |
| 1 ISOLANTE | INSULATOR | PROD.AISLANTE |
| 1 ISOLANTE | INSULATOR | PROD.AISLANTE |
| 1 ISOLANTE | INSULATOR | PROD.AISLANTE |
| 1 ISOLANTE | INSULATOR | PROD.AISLANTE |

Cabine Trator  
Tractor'S Cab  
Cabina Tractor

Piso  
Floor Panels  
Paneles De Piso

110-20

Com Sistema Ferguson  
With Ferguson System  
Con Sistema Ferguson



- 1 3778448M93
- 2 3778447M91
- 3 052610P1
- 4 058597P1
- 5 059089P1
- 6 060017P1
- 7 1427000M1
- 8 3580257M1
- 9 060003N1

[A]  
[A]  
[B]  
[C]

- [A] PÁRA-LAMA  
MUDGUARD  
GUARDABARROS
- [B] TRASEIRO  
REAR  
TRASERO
- [C] TAPETE  
CARPET  
ALFOMBRA

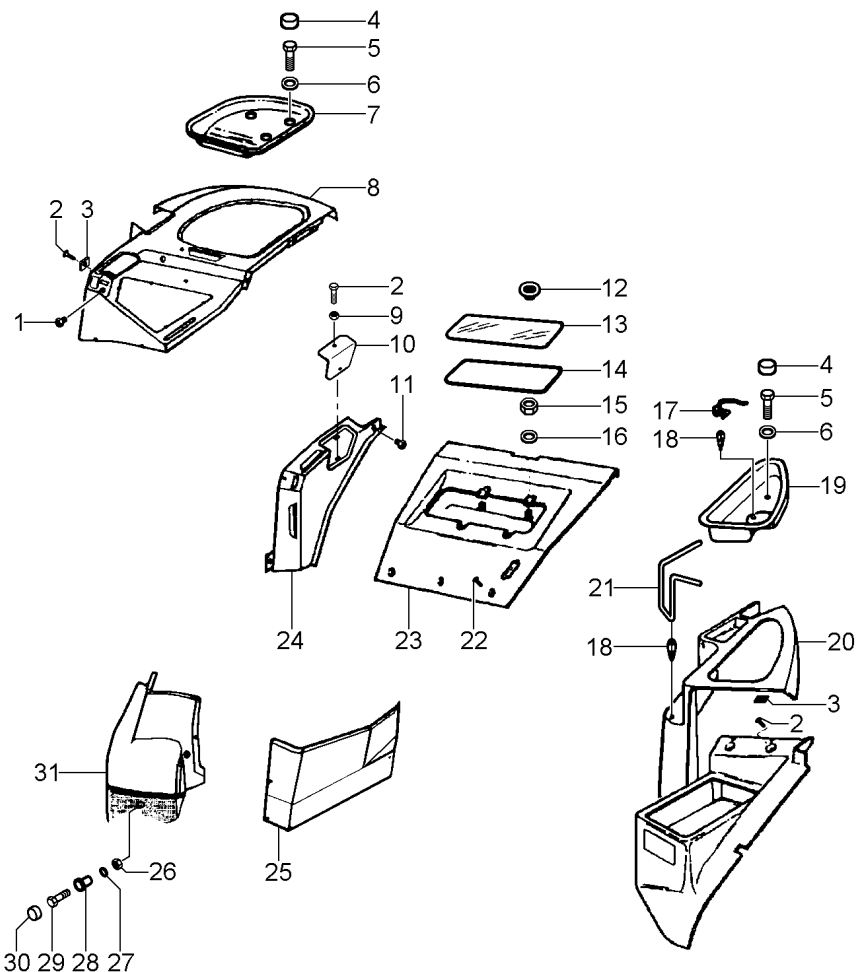
- |             |           |               |
|-------------|-----------|---------------|
| 1 ISOLANTE  | INSULATOR | PROD.AISLANTE |
| 1 ISOLANTE  | INSULATOR | PROD.AISLANTE |
| 1 TAPETE    | MATTING   | ESTERA        |
| 1 TAPETE    | MATTING   | ESTERA        |
| 1 PROTETOR  | PROTECTOR | PROTECTOR     |
| 1 GUARNIÇÃO | BEADING   | GUARNICION    |
| 2 ARRUELA   | WASHER    | ARANDELA      |
| 2 PARAFUSO  | BOLT      | PERNO         |
| 1 COIFA     | BELLOWS   | FUELLE        |

Acabamento Interno Da Cabina  
Internal Finish Of The Cabin  
Acabado Interior De La Cabaña

Console - Sistema Ferguson  
Console - System Ferguson  
Tablero - Sistema Ferguson

110-25

Com Sistema Ferguson  
With Ferguson System  
Con Sistema Ferguson



1 021460P1  
2 3010506X1  
3 3715142M1  
4 3619609M1  
5 339282X1  
6 390597X1  
7 3712410M1  
8 059121P1

9 3715143M1  
10 059017P1  
11 2801324M1  
12 2191949K91  
13 3714482M1

14 3714481M1  
15 339169X1  
16 390972X1  
17 3713500M2  
18 3713616M1  
19 3712414M1  
20 3712412M1

21 3713501M1  
22 3010578X1  
23 3712421M2  
24 3712408M1

25 059120P1

26 1441461X1  
27 390972X1  
28 061024P1  
29 339291X1  
30 3616277M1  
31 059119P1

[A] TRASEIRO  
REAR  
TRASERO

[B] PÁRA-LAMA VERTICAL  
VERTICAL MUDGUARD  
GUARDABARROS VERTICAL

[C] PÁRA-LAMA FRONTAL  
FRONT MUDGUARD  
GUARDABARROS FRONTAL

1 TAMPÃO  
X PARAFUSO  
X PORCA  
4 CAPA  
4 PARAFUSO  
4 ARRUELA  
1 SUPORTE  
1 PAINEL

X PORCA  
1 TAMPA  
1 BUJÃO  
4 BOTÃO  
1 VIDRO

1 BORRACHA  
4 PORCA  
4 ARRUELA  
1 SUPORTE  
2 CLIPE  
1 SUPORTE  
1 PAINEL

1 SUPORTE  
3 PARAFUSO  
1 GUARNIÇÃO  
1 PAINEL

1 PAINEL

1 PORCA  
1 ARRUELA  
1 ESPAÇADOR  
1 PARAFUSO  
1 CAPA  
1 PAINEL

PAD  
BOLT  
NUT  
CAP  
BOLT  
WASHER  
BRACKET  
PANEL

NUT  
COVER  
PLUG  
BUTTON  
GLASS

RUBBER  
NUT  
WASHER  
BRACKET  
CLIP  
BRACKET  
PANEL

BRACKET  
BOLT  
FOAM  
PANEL

PANEL

NUT  
WASHER  
SPACER  
BOLT  
CAP  
PANEL

ALMOHADILLA  
PERNO  
TUERCA  
TAPA  
PERNO  
ARANDELA  
SOPORTE  
PANEL

TUERCA  
CUBIERTA  
TAPON  
PULSADOR  
CRISTAL

CAUCHO  
TUERCA  
ARANDELA  
SOPORTE  
CRAPA RETEN  
SOPORTE  
PANEL

SOPORTE  
PERNO  
ESPUMA  
PANEL

PANEL

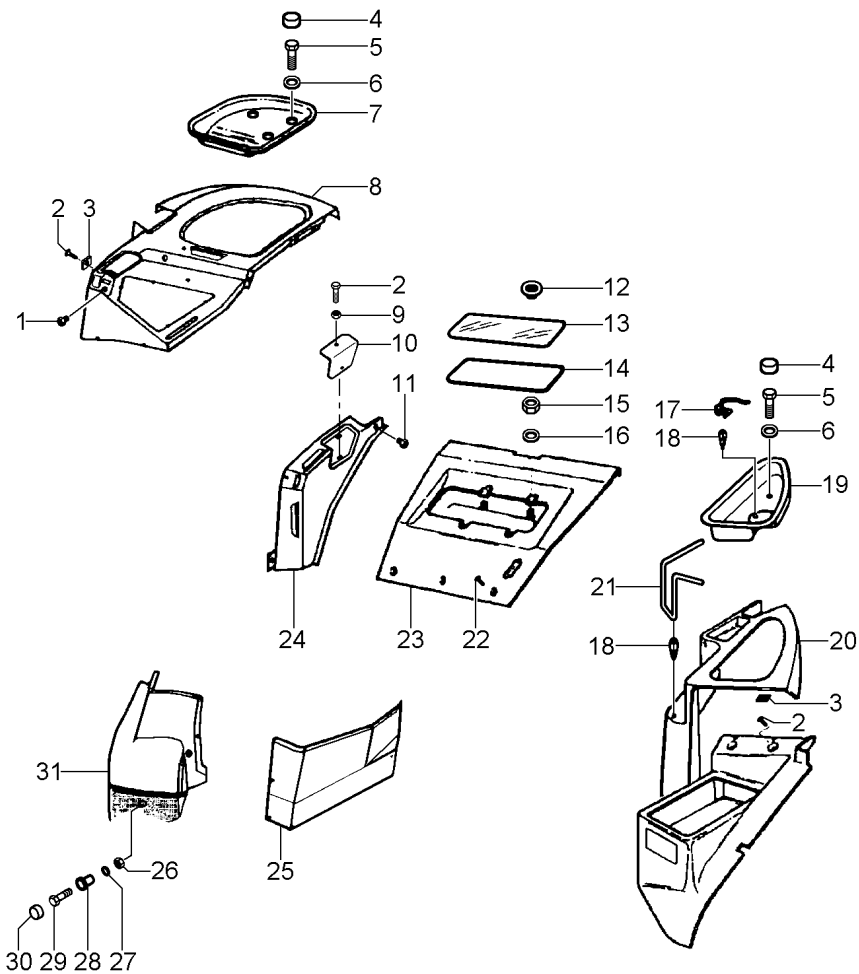
TUERCA  
ARANDELA  
PIEZA DISTANCIA  
PERNO  
TAPA  
PANEL

Acabamento Interno Da Cabina  
Internal Finish Of The Cabin  
Acabado Interior De La Cabaña

Console - Sistema Ferguson  
Console - System Ferguson  
Tablero - Sistema Ferguson

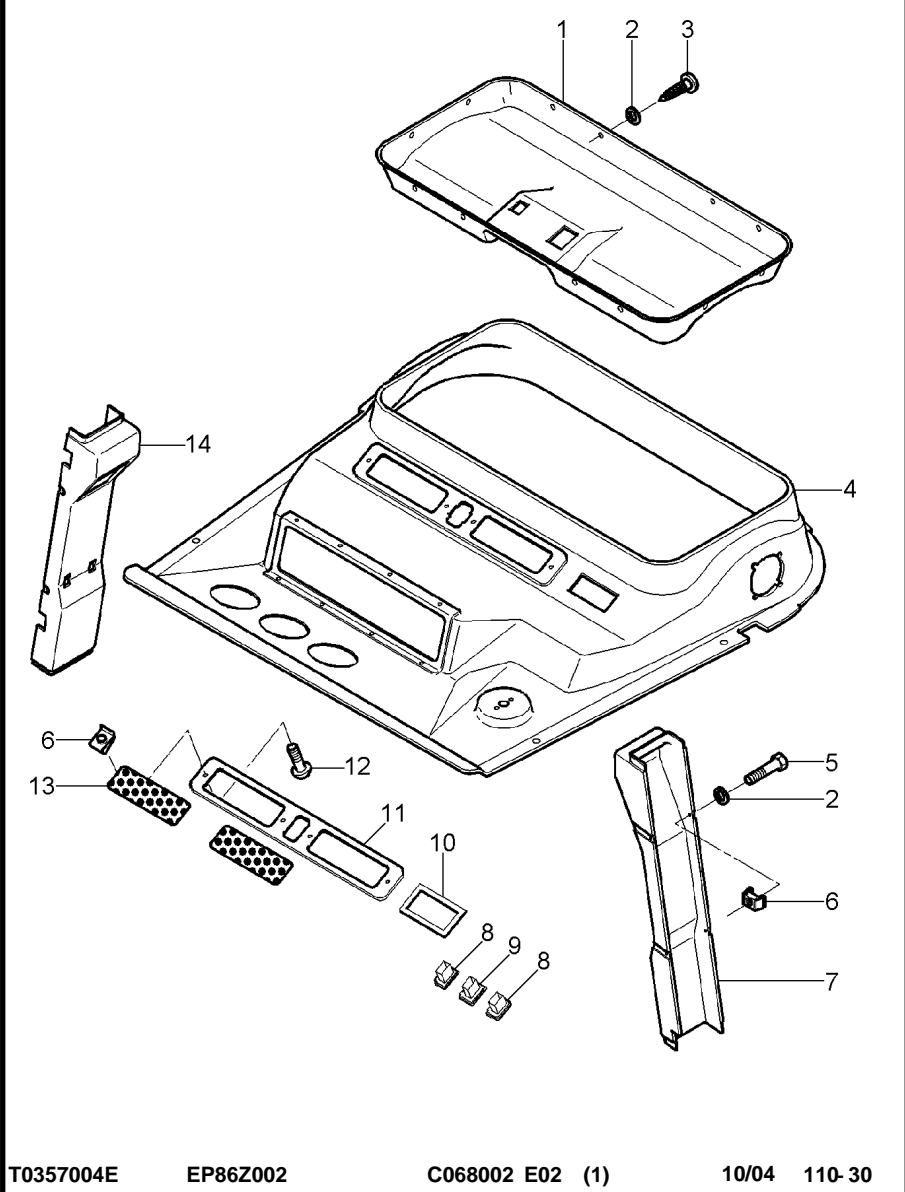
110-25

Com Sistema Ferguson  
With Ferguson System  
Con Sistema Ferguson

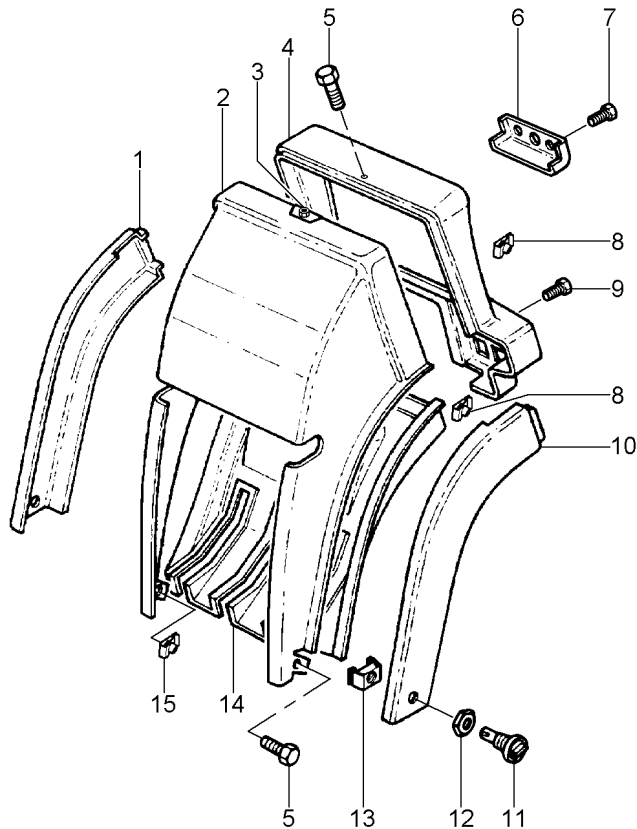


[D] PÁRA-LAMA TRASEIRO  
REAR MUDGUARD  
GUARDABARROS TRASERO

[E] FECHAMENTO  
STOPPING  
CERRAMIENTP



- |              |                |          |               |
|--------------|----------------|----------|---------------|
| 1 3712606M1  | 1 GUARNIÇÃO    | FOAM     | ESPUMA        |
| 2 1427000M1  | 23 ARRUELA     | WASHER   | ARANDELA      |
| 3 3389854M1  | 15 PARAFUSO    | BOLT     | PERNO         |
| 4 3780279M2  | 1 GUARNIÇÃO    | BEADING  | GUARNICION    |
| 5 3580257M1  | 8 PARAFUSO     | BOLT     | PERNO         |
| 6 3715142M1  | X PORCA        | NUT      | TUERCA        |
| 7 059015P1   | 1 REVESTIMENTO | LAGGING  | REVESTIMIENTO |
|              |                |          |               |
| 8 3713153M1  | 2 INTERRUPTOR  | SWITCH   | INTERRUPTOR   |
| 9 3713152M1  | 1 SUPORTE      | BRACKET  | SOPORTE       |
| 10 3713621M1 | 1 MOLDURA      | MOULDING | BORDON        |
| 11 3712608M1 | 1 MOLDURA      | MOULDING | BORDON        |
| 12 3010506X1 | X PARAFUSO     | BOLT     | PERNO         |
| 13 3712607M2 | 2 GRADE        | GRILLE   | REJILLA       |
| 14 059016P1  | 1 REVESTIMENTO | LAGGING  | REVESTIMIENTO |
- [A] COLUMNA  
COLUMN  
COLUMNNA



- 1 3712420M2
- 2 3712416M1
- 3 3715143M1
- 4 3712418M1
- 5 3010506X1
- 6 3714209M1
- 7 3010578X1
- 8 3580062M1
- 9 2191950K91
- 10 3712419M1
- 11 3782696M1
- 12 3782892M1
- 13 3782697M1
- 14 057907P1
- 15 3715142M1



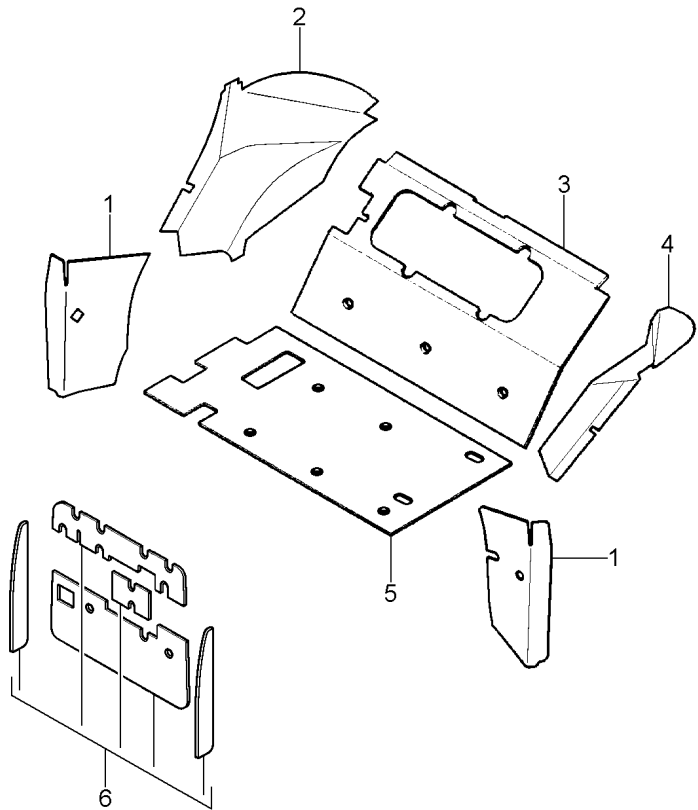
- |             |          |            |
|-------------|----------|------------|
| 1 GUARNIÇÃO | BEADING  | GUARNICION |
| 1 GUARNIÇÃO | FOAM     | ESPUMA     |
| X PORCA     | NUT      | TUERCA     |
| 1 MOLDURA   | MOULDING | BORDON     |
| X PARAFUSO  | BOLT     | PERNO      |
| 1 GUARNIÇÃO | FOAM     | ESPUMA     |
| 2 PARAFUSO  | BOLT     | PERNO      |
| 4 PORCA     | NUT      | TUERCA     |
| 2 BOTÃO     | BUTTON   | PULSADOR   |
| 1 GUARNIÇÃO | FOAM     | ESPUMA     |
| 2 BOTÃO     | BUTTON   | PULSADOR   |
| 2 ARRUELA   | WASHER   | ARANDELA   |
| 2 GRAMPO    | CRAMP    | PASADOR    |
| 1 GUARNIÇÃO | BEADING  | GUARNICION |
| X PORCA     | NUT      | TUERCA     |

Acabamento Interno Da Cabina  
Internal Finish Of The Cabin  
Acabado Interior De La Cabaña

Vedação  
Sealing  
Vedación

110-40

Com Hydrotronic  
With Hydrotronic  
Con Hydrotronic



1 3713884M93  
2 3713897M6

[B]

[B]

▶

3 3713898M5  
4 3713896M5

[C]

[B]

▶

5 052619P1

[C]

▶

6 053149N2

[A]

[A] TÉRMICO  
THERMIC  
TÉRMICO

[B] PÁRA-LAMA  
MUDGUARD  
GUARDABARROS

[C] TRASEIRO  
REAR  
TRASERO

1 ISOLANTE

INSULATOR

PROD.AISLANTE

1 ISOLANTE

INSULATOR

PROD.AISLANTE

1 ISOLANTE

INSULATOR

PROD.AISLANTE

1 ISOLANTE

INSULATOR

PROD.AISLANTE

1 ISOLANTE

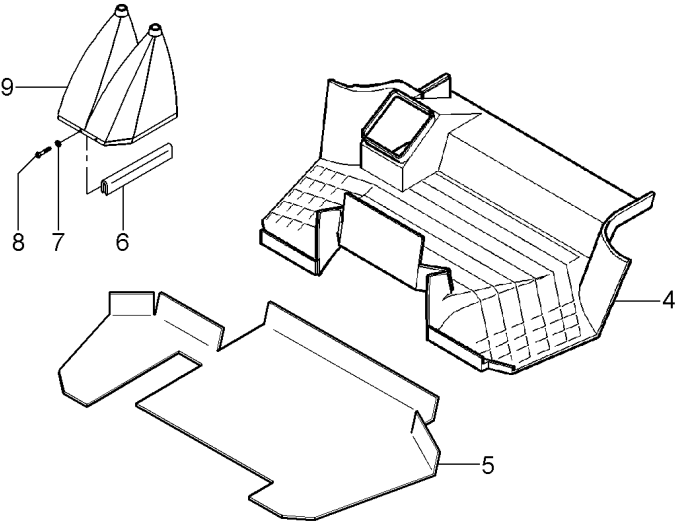
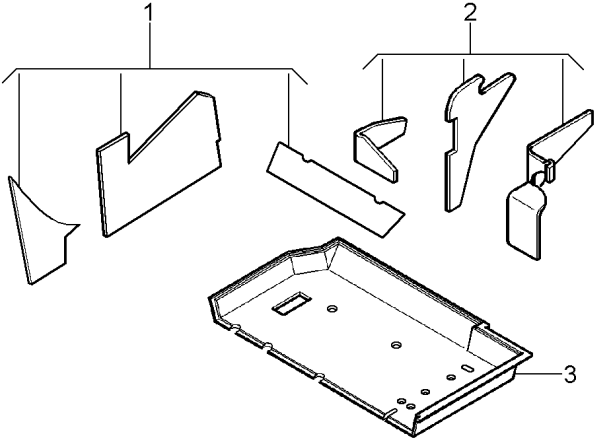
INSULATOR

PROD.AISLANTE

1 ISOLANTE

INSULATOR

PROD.AISLANTE



- 1 3778448M93
- 2 3778447M91
- 3 052610P1
- 4 058597P1
- 5 059089P1
- 6 060017P1
- 7 1427000M1
- 8 3580257M1
- 9 060003N1

[A]  
[A]  
[B]  
  
[C]

25-115 No

- [A] PÁRA-LAMA  
MUDGUARD  
GUARDABARROS
- [B] TRASEIRO  
REAR  
TRASERO
- [C] TAPETE  
CARPET  
ALFOMBRA

- |             |           |               |
|-------------|-----------|---------------|
| 1 ISOLANTE  | INSULATOR | PROD.AISLANTE |
| 1 ISOLANTE  | INSULATOR | PROD.AISLANTE |
| 1 TAPETE    | MATTING   | ESTERA        |
| 1 TAPETE    | MATTING   | ESTERA        |
| 1 PROTETOR  | PROTECTOR | PROTECTOR     |
| 1 GUARNIÇÃO | BEADING   | GUARNICION    |
| 2 ARRUELA   | WASHER    | ARANDELA      |
| 2 PARAFUSO  | BOLT      | PERNO         |
| 1 COIFA     | BELLOWS   | FUELLE        |

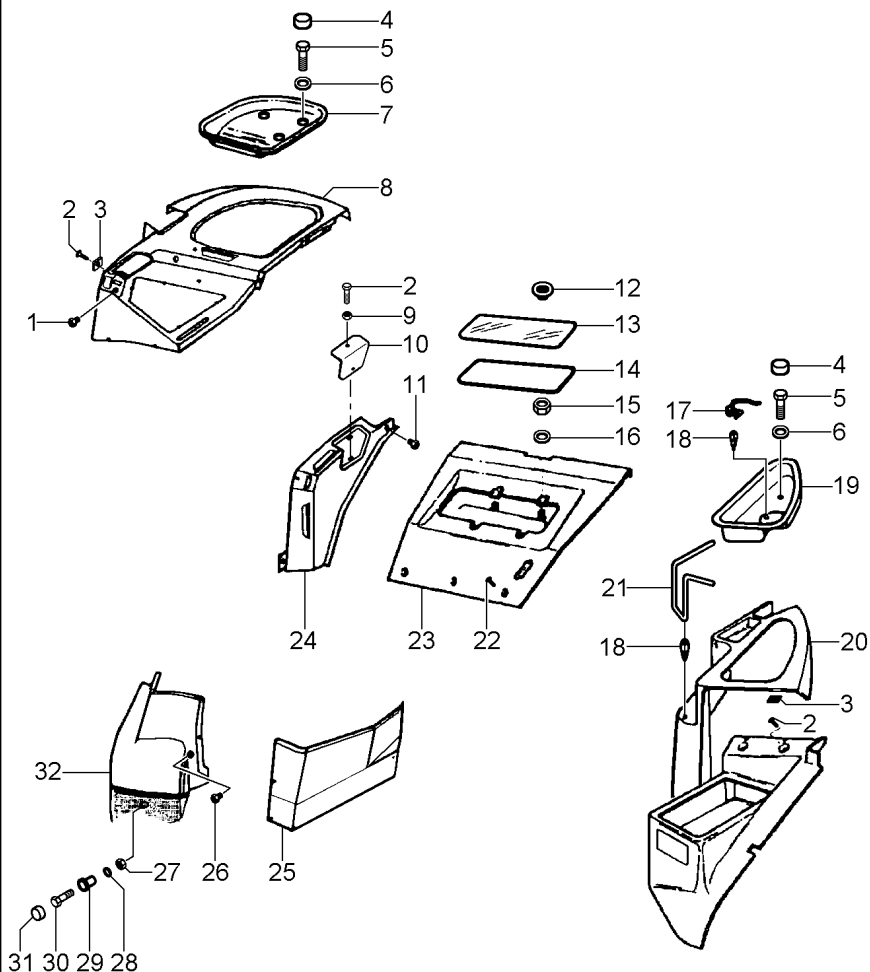


Acabamento Interno Da Cabina  
Internal Finish Of The Cabin  
Acabado Interior De La Cabaña

Console  
Console  
Tablero

110-50

Com Hydrotronic  
With Hydrotronic  
Con Hydrotronic



- 1 021460P1
- 2 3010506X1
- 3 3715142M1
- 4 3619609M1
- 5 339282X1
- 6 390597X1
- 7 3712410M1
- 8 059121P1

►  
[F]

- 8 059111P1

►  
[G]

- 9 3715143M1
- 10 059017P1
- 11 2801324M1
- 12 2191949K91
- 13 3714482M1

►  
[E]

►  
[A]

- 14 3714481M1
- 15 339169X1
- 16 390972X1
- 17 3713500M2
- 18 3713616M1
- 19 3712414M1
- 20 3712412M1

►  
[D]

- 21 3713501M1
- 22 3010578X1
- 23 3712421M2
- 24 3712408M1

►  
[A]

►  
[D]

- 25 059120P1

►  
[B]

- 26 3042523M1
- 27 1441461X1
- 28 390972X1
- 29 061024P1
- 30 339291X1
- 31 3616277M1
- 32 059119P1

►  
[C]

[A] TRASEIRO  
REAR  
TRASERO

[B] PÁRA-LAMA VERTICAL  
VERTICAL MUDGUARD  
GUARDABARROS VERTICAL

- 1 TAMPÃO
- X PARAFUSO
- X PORCA
- 4 CAPA
- 4 PARAFUSO
- 4 ARRUELA
- 1 SUPORTE
- 1 PAINEL

- PAD
- BOLT
- NUT
- CAP
- BOLT
- WASHER
- BRACKET
- PANEL

- ALMOHADILLA
- PERNO
- TUERCA
- TAPA
- PERNO
- ARANDELA
- SOPORTE
- PANEL

- 1 PAINEL

- PANEL

- PANEL

- X PORCA
- 1 TAMPA
- 1 BUJÃO
- 4 BOTÃO
- 1 VIDRO

- NUT
- COVER
- PLUG
- BUTTON
- GLASS

- TUERCA
- CUBIERTA
- TAPON
- PULSADOR
- CRISTAL

- 1 BORRACHA
- 4 PORCA
- 4 ARRUELA
- 1 SUPORTE
- 2 CLIPE
- 1 SUPORTE
- 1 PAINEL

- RUBBER
- NUT
- WASHER
- BRACKET
- CLIP
- BRACKET
- PANEL

- CAUCHO
- TUERCA
- ARANDELA
- SOPORTE
- CRAPA RETEN
- SOPORTE
- PANEL

- 1 SUPORTE
- 3 PARAFUSO
- 1 GUARNIÇÃO
- 1 PAINEL

- BRACKET
- BOLT
- FOAM
- PANEL

- SOPORTE
- PERNO
- ESPUMA
- PANEL

- 1 PAINEL

- PANEL

- PANEL

- 1 BUJÃO
- 1 PORCA
- 1 ARRUELA
- 1 ESPAÇADOR
- 1 PARAFUSO
- 1 CAPA
- 1 PAINEL

- PLUG
- NUT
- WASHER
- SPACER
- BOLT
- CAP
- PANEL

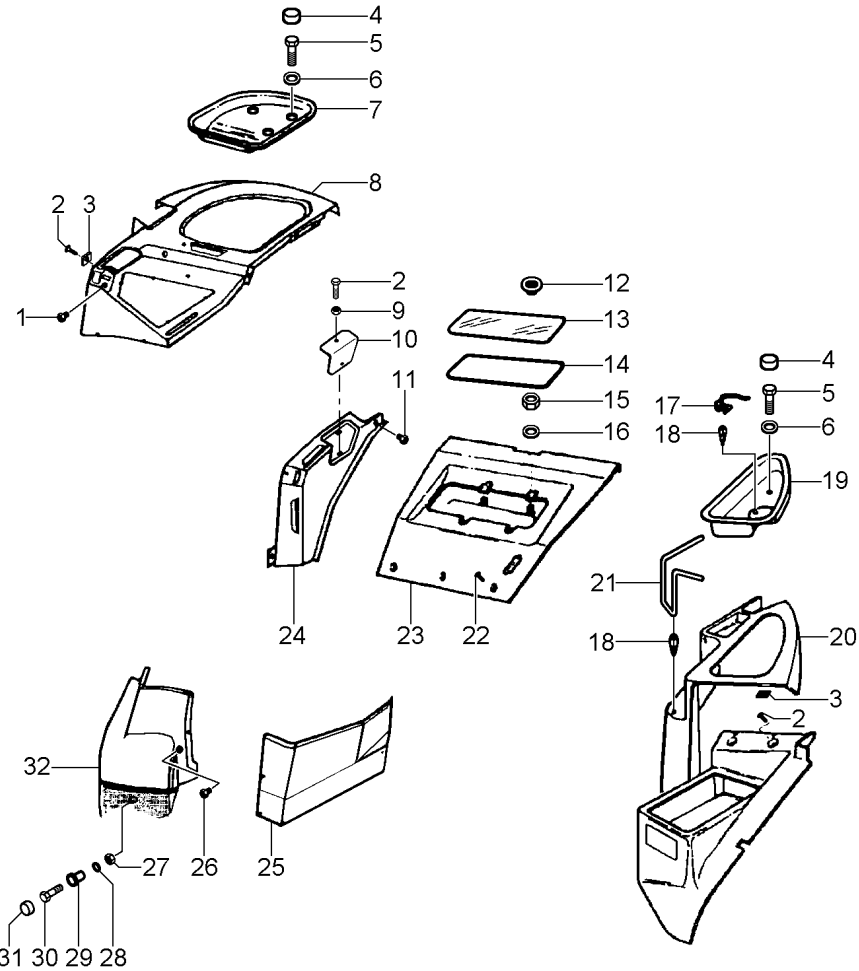
- TAPON
- TUERCA
- ARANDELA
- PIEZA DISTANCIA
- PERNO
- TAPA
- PANEL

Acabamento Interno Da Cabina  
Internal Finish Of The Cabin  
Acabado Interior De La Cabaña

Console  
Console  
Tablero

110-50

Com Hydrotronic  
With Hydrotronic  
Con Hydrotronic



[C] PÁRA-LAMA FRONTAL  
FRONT MUDGUARD  
GUARDABARROS FRONTAL

[D] PÁRA-LAMA TRASEIRO  
REAR MUDGUARD  
GUARDABARROS TRASERO

[E] FECHAMENTO  
STOPPING  
CERRAMIENTP

[F] COM HIDROTONIC  
WITH HIDROTONIC  
CON HIDROTONIC

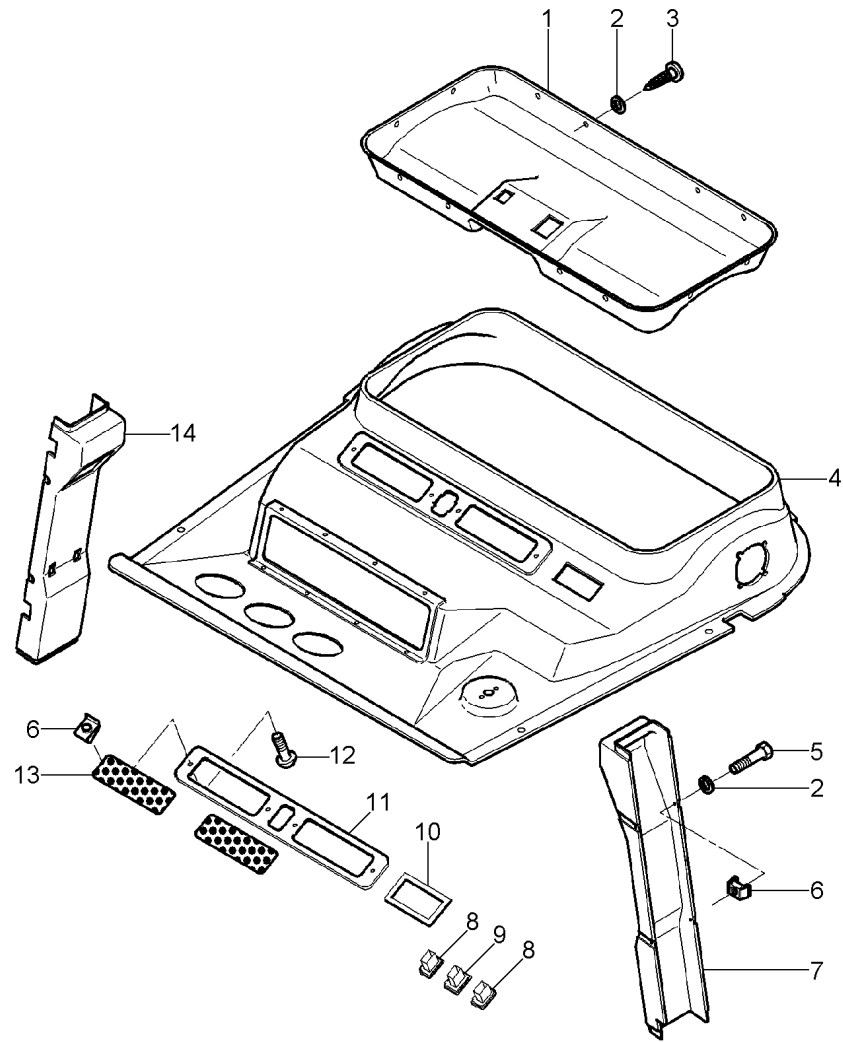
[G] SEM LEVANTE HIDRAULICO  
WITHOUT HIDRAULIC LIFT  
SIN LEVANTE HIDRAULICO

Acabamento Interno Da Cabina  
Internal Finish Of The Cabin  
Acabado Interior De La Cabaña

Teto  
Roof  
Tejado

110-55

Com Hydrotronic  
With Hydrotronic  
Con Hydrotronic



1 3712606M1  
2 1427000M1  
3 3389854M1  
4 3780279M2  
5 3580257M1  
6 3715142M1  
7 059015P1

8 3713153M1  
9 3713152M1  
10 3713621M1  
11 3712608M1  
12 3010506X1  
13 3712607M2  
14 059016P1

[A] COLUMNA  
COLUMN  
COLUMNA

[A]

[A]

1 GUARNIÇÃO  
23 ARRUELA  
15 PARAFUSO  
1 GUARNIÇÃO  
8 PARAFUSO  
X PORCA  
1 REVESTIMENTO

FOAM  
WASHER  
BOLT  
BEADING  
BOLT  
NUT  
LAGGING

ESPUMA  
ARANDELA  
PERNO  
GUARNICION  
PERNO  
TUERCA  
REVESTIMIENTO

2 INTERRUPTOR  
1 SUPORTE  
1 MOLDURA  
1 MOLDURA  
X PARAFUSO  
2 GRADE  
1 REVESTIMENTO

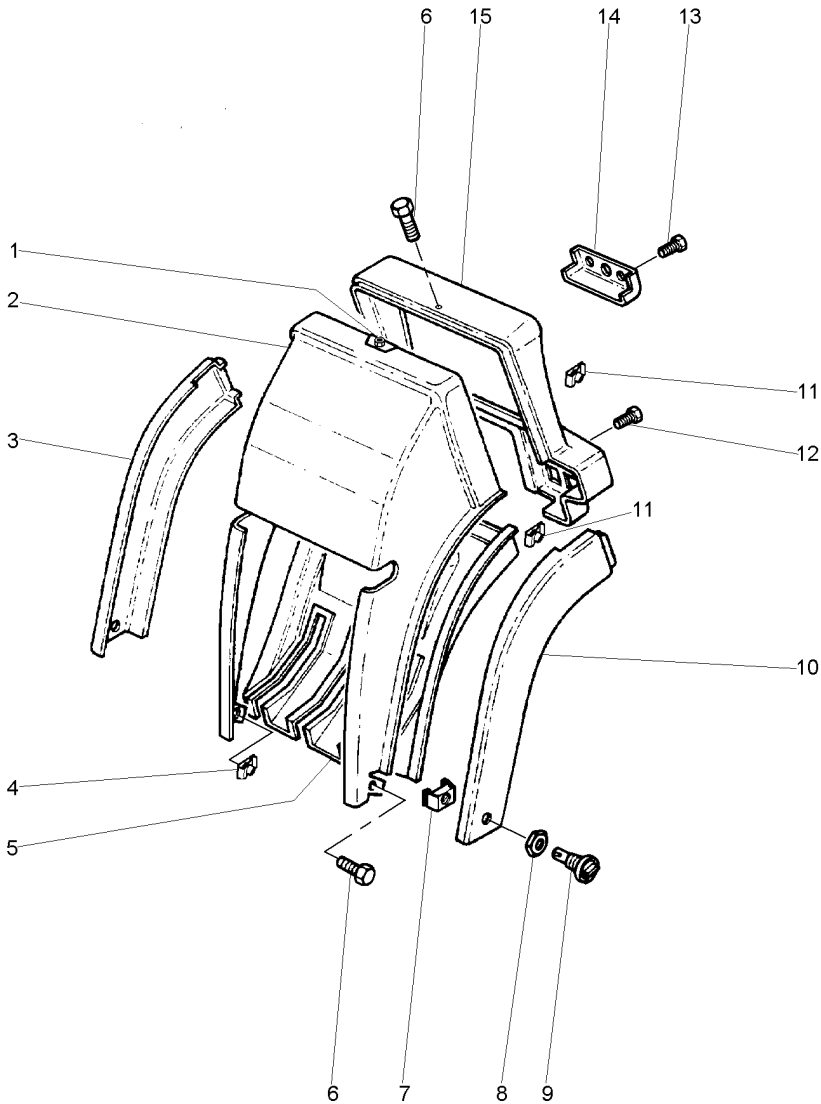
SWITCH  
BRACKET  
MOULDING  
MOULDING  
BOLT  
GRILLE  
LAGGING

INTERRUPTOR  
SOPORTE  
BORDON  
BORDON  
PERNO  
REJILLA  
REVESTIMIENTO

Minicapuz  
Minihood  
Minicapó

110-60

Sem Hidráulico  
Without Hydraulic  
Sin Hidraulico



- 1 3715143M1
- 2 3712416M1
- 3 3712420M2
- 4 3715142M1
- 5 057907P1
- 6 3010506X1
- 7 3782697M1
- 8 3782892M1
- 9 3782696M1
- 10 3712419M1
- 11 3580062M1
- 12 2191950K91
- 13 3010578X1
- 14 3714209M1
- 15 3712418M1

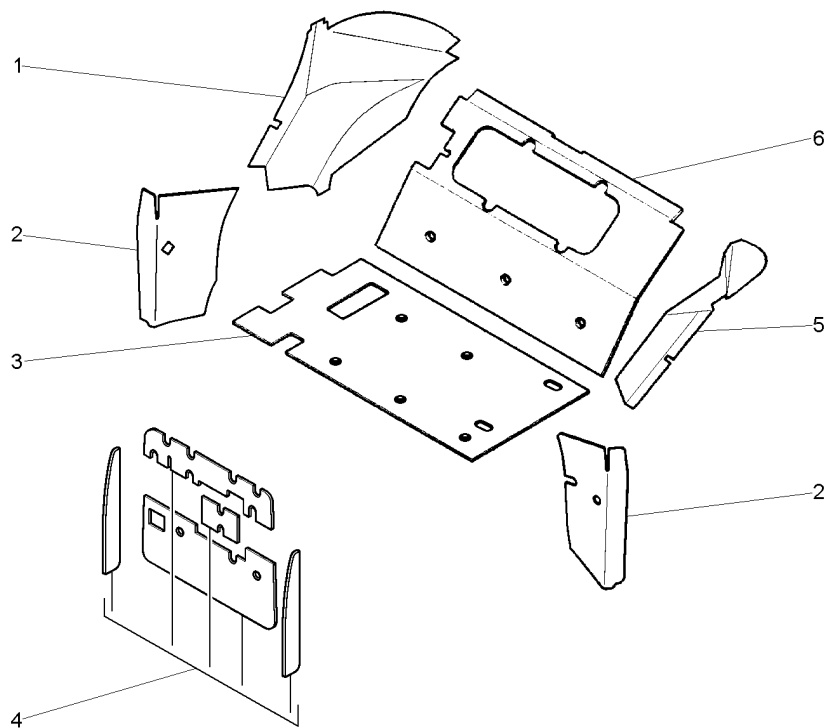


- |             |          |            |
|-------------|----------|------------|
| X PORCA     | NUT      | TUERCA     |
| 1 GUARNIÇÃO | FOAM     | ESPUMA     |
| 1 GUARNIÇÃO | BEADING  | GUARNICION |
| X PORCA     | NUT      | TUERCA     |
| 1 GUARNIÇÃO | BEADING  | GUARNICION |
| X PARAFUSO  | BOLT     | PERNO      |
| 2 GRAMPO    | CRAMP    | PASADOR    |
| 2 ARRUELA   | WASHER   | ARANDELA   |
| 2 BOTÃO     | BUTTON   | PULSADOR   |
| 1 GUARNIÇÃO | FOAM     | ESPUMA     |
| 4 PORCA     | NUT      | TUERCA     |
| 2 BOTÃO     | BUTTON   | PULSADOR   |
| 5 PARAFUSO  | BOLT     | PERNO      |
| 1 GUARNIÇÃO | FOAM     | ESPUMA     |
| 1 MOLDURA   | MOULDING | BORDON     |

Conjunto De Vedação  
Sealing Assembly  
Conjunto Vedación

110-65

Sem Hidráulico  
Without Hydraulic  
Sin Hidraulico



- 1 3713897M6
- 2 3713884M93
- 3 052619P1
- 4 053149N2
- 5 3713896M5
- 6 3713898M5

[B]  
▶  
[B]  
▶  
[C]  
▶  
[A]  
[B]  
▶  
[C]

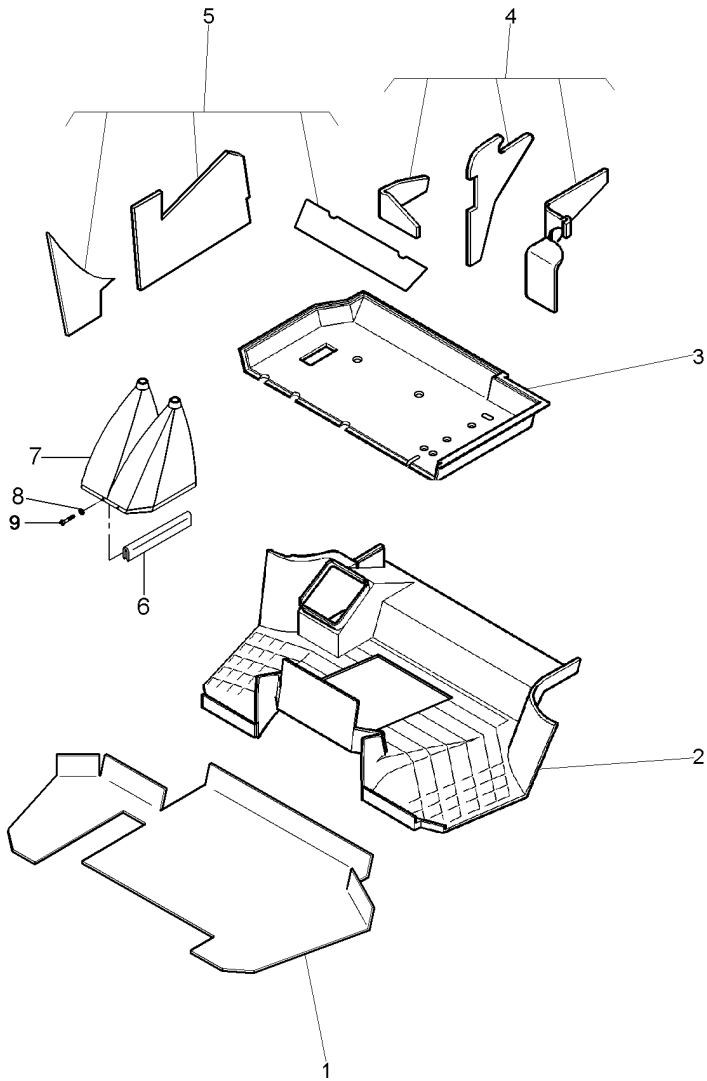
- [A] TÉRMICO  
THERMIC  
TÉRMICO
- [B] PÁRA-LAMA  
MUDGUARD  
GUARDABARROS
- [C] TRASEIRO  
REAR  
TRASERO

- |            |           |               |
|------------|-----------|---------------|
| 1 ISOLANTE | INSULATOR | PROD.AISLANTE |
| 1 ISOLANTE | INSULATOR | PROD.AISLANTE |
| 1 ISOLANTE | INSULATOR | PROD.AISLANTE |
| 1 ISOLANTE | INSULATOR | PROD.AISLANTE |
| 1 ISOLANTE | INSULATOR | PROD.AISLANTE |

Revestimento  
Cladding  
Revestimiento

110-70

Sem Hidráulico  
Without Hydraulic  
Sin Hidraulico



- 1 059089P1
- 2 058597P1
- 3 052610P1
- 4 3778447M91
- 5 3778448M92
- 8 1427000M1
- 9 3580257M1

[A] PÁRA-LAMA  
MUDGUARD  
GUARDABARROS

[B] TRASEIRO  
REAR  
TRASERO

[C] TAPETE  
CARPET  
ALFOMBRA

[C]

[B]

[A]

[A]

- 1 PROTETOR
- 1 TAPETE
- 1 TAPETE
- 1 ISOLANTE
- 1 ISOLANTE
- 1 ARRUELA
- 1 PARAFUSO

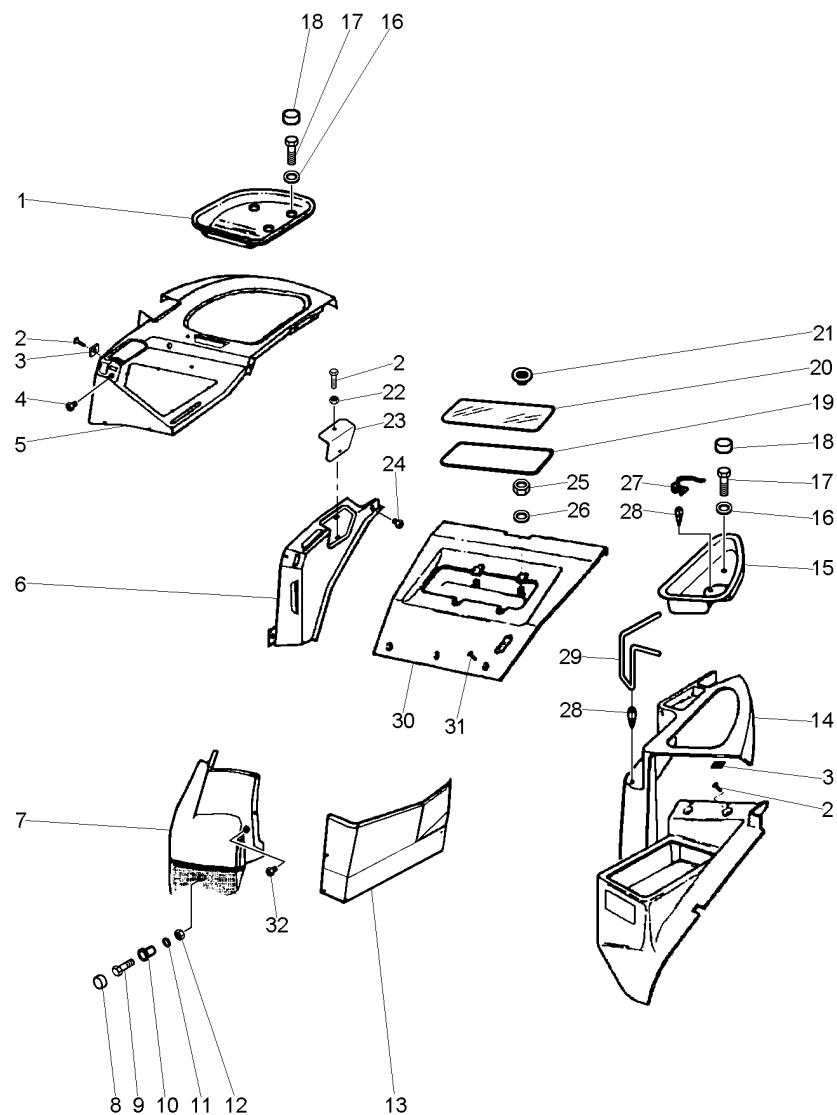
- PROTECTOR
- MATTING
- MATTING
- INSULATOR
- INSULATOR
- WASHER
- BOLT

- PROTECTOR
- ESTERA
- ESTERA
- PROD.AISLANTE
- PROD.AISLANTE
- ARANDELA
- PERNO

Revestimento  
Cladding  
Revestimiento

110-75

Sem Hidráulico  
Without Hydraulic  
Sin Hidraulico



1 3712410M1  
2 3010506X1  
3 3715142M1  
4 021460P1  
5 059111P1

6 3712408M1

7 059119P1

8 3616277M1  
9 339291X1  
10 061024P1  
11 390972X1  
12 1441461X1  
13 059120P1

14 3712412M1

15 3712414M1  
16 390597X1  
17 339282X1  
18 3619609M1  
19 3714481M1  
20 3714482M1

21 2191949K91  
22 3715143M1  
23 059017P1  
24 2801324M1  
25 339169X1  
26 390972X1  
27 3713500M2  
28 3713616M1  
29 3713501M1  
30 3712421M2  
31 3010578X1  
32 3042523M1

[A] TRASEIRO  
REAR  
TRASERO

[B] PÁRA-LAMA VERTICAL  
VERTICAL MUDGUARD  
GUARDABARROS VERTICAL

[C] PÁRA-LAMA FRONTAL  
FRONT MUDGUARD  
GUARDABARROS FRONTAL

1 SUPORTE  
X PARAFUSO  
X PORCA  
1 TAMPÃO  
1 PAINEL

BRACKET  
BOLT  
NUT  
PAD  
PANEL

SOPORTE  
PERNO  
TUERCA  
ALMOHADILLA  
PANEL

1 PAINEL

PANEL

PANEL

1 PAINEL

PANEL

PANEL

1 CAPA  
1 PARAFUSO  
1 ESPAÇADOR  
1 ARRUELA  
1 PORCA  
1 PAINEL

CAP  
BOLT  
SPACER  
WASHER  
NUT  
PANEL

TAPA  
PERNO  
PIEZA DISTANCIA  
ARANDELA  
TUERCA  
PANEL

1 PAINEL

PANEL

PANEL

1 SUPORTE  
4 ARRUELA  
4 PARAFUSO  
4 CAPA  
1 BORRACHA  
1 VIDRO

BRACKET  
WASHER  
BOLT  
CAP  
RUBBER  
GLASS

SOPORTE  
ARANDELA  
PERNO  
TAPA  
CAUCHO  
CRISTAL

4 BOTÃO  
X PORCA  
1 TAMPA  
1 BUJÃO  
4 PORCA  
5 ARRUELA  
1 SUPORTE  
2 CLIPE  
1 SUPORTE  
1 GUARNIÇÃO  
3 PARAFUSO  
1 BUJÃO

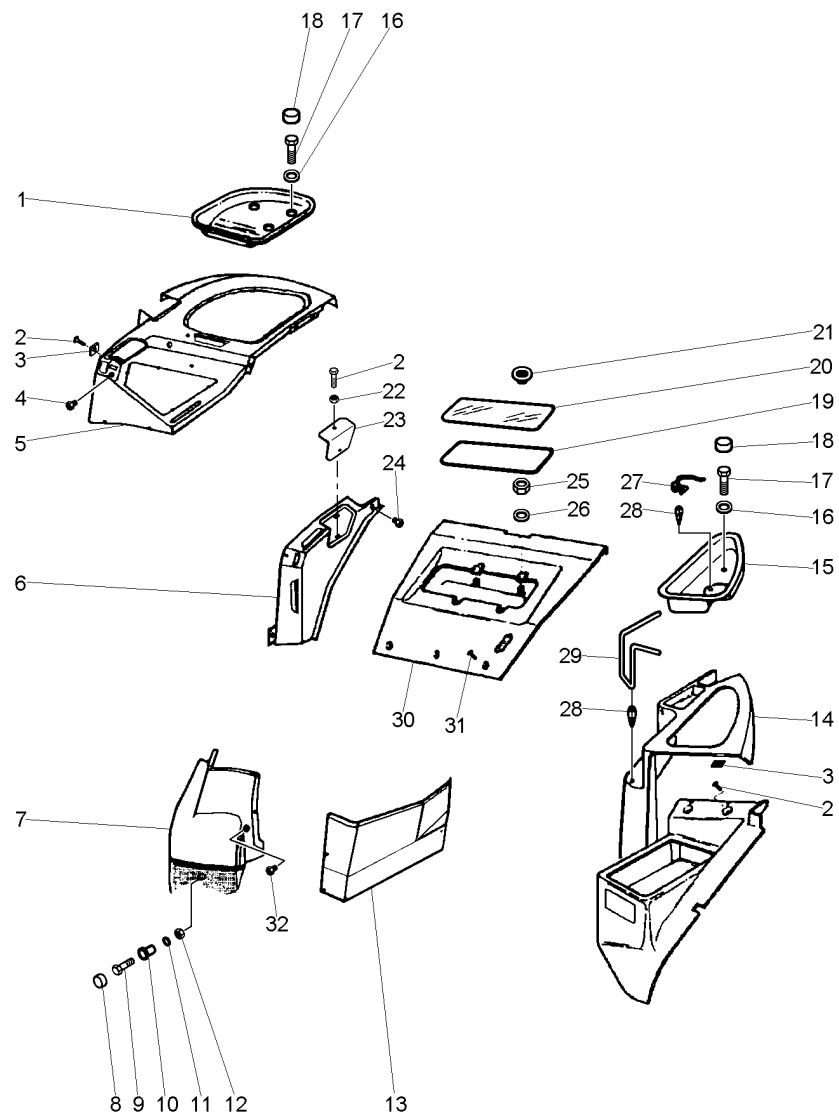
BUTTON  
NUT  
COVER  
PLUG  
NUT  
WASHER  
BRACKET  
CLIP  
BRACKET  
FOAM  
BOLT  
PLUG

PULSADOR  
TUERCA  
CUBIERTA  
TAPON  
TUERCA  
ARANDELA  
SOPORTE  
CRAPA RETEN  
SOPORTE  
ESPUMA  
PERNO  
TAPON

Revestimento  
Cladding  
Revestimiento

110-75

Sem Hidráulico  
Without Hydraulic  
Sin Hidraulico



[D] PÁRA-LAMA TRASEIRO  
REAR MUDGUARD  
GUARDABARROS TRASERO

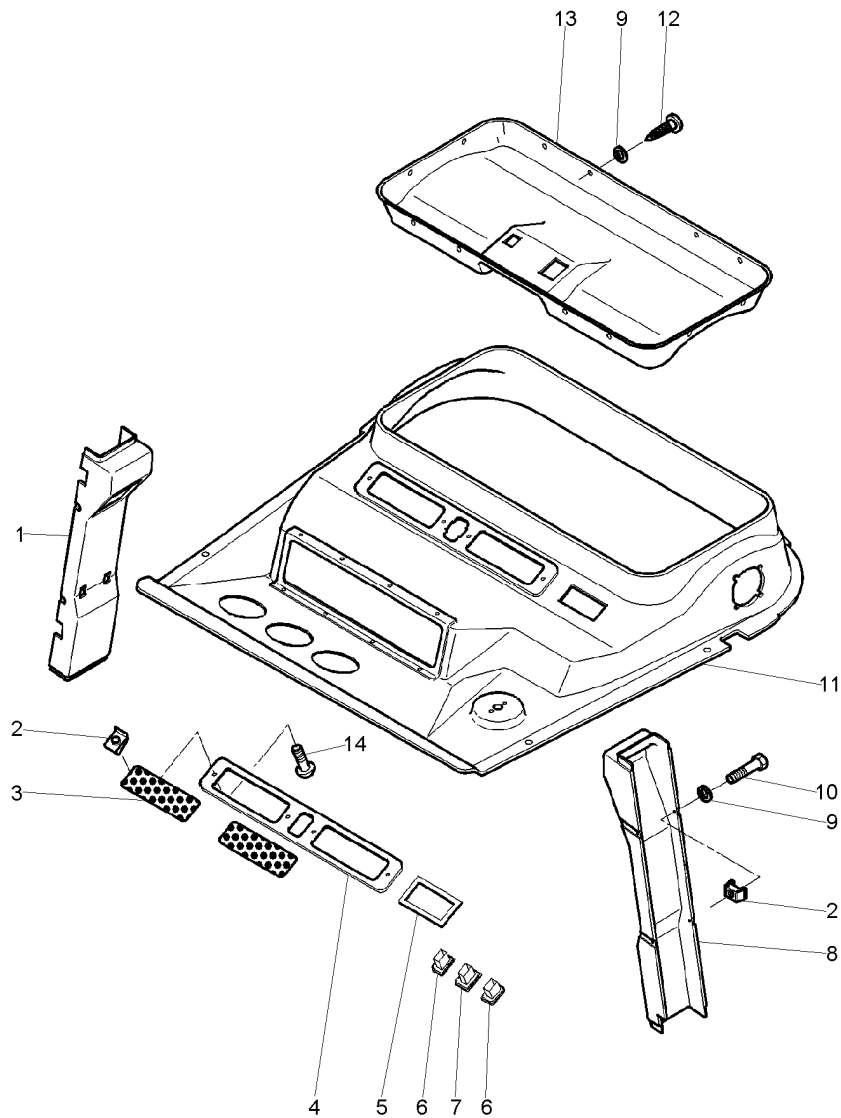
[E] COM HIDROTONIC  
WITH HIDROTONIC  
CON HIDROTONIC

[F] FECHAMENTO  
STOPPING  
CERRAMIENTP



Revestimento  
Cladding  
Revestimiento

110-80



1 059016P1

2 3715142M1  
3 3712607M2  
4 3712608M1  
5 3713621M1  
6 3713153M1  
7 3713152M1  
8 059015P1

9 1427000M1  
10 3580257M1  
11 3780279M2  
12 3389854M1  
13 3712606M1  
14 3010506X1

[A] COLUMNA  
COLUMN  
COLUMNNA

[A]

[A]

1 REVESTIMENTO

X PORCA  
2 GRADE  
1 MOLDURA  
1 MOLDURA  
2 INTERRUPTOR  
1 SUPORTE  
1 REVESTIMENTO

25 ARRUELA  
10 PARAFUSO  
1 GUARNIÇÃO  
15 PARAFUSO  
1 GUARNIÇÃO  
X PARAFUSO

LAGGING

NUT  
GRILLE  
MOULDING  
MOULDING  
SWITCH  
BRACKET  
LAGGING

WASHER  
BOLT  
BEADING  
BOLT  
FOAM  
BOLT

REVESTIMIENTO

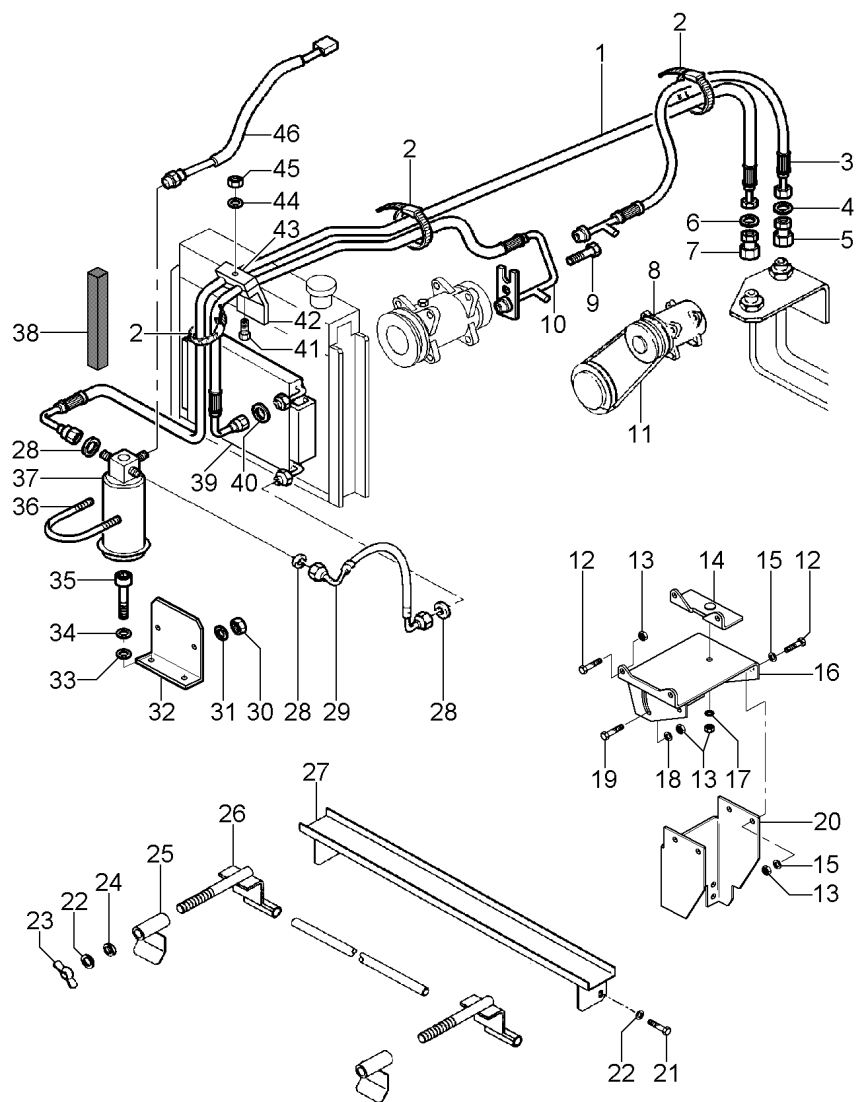
TUERCA  
REJILLA  
BORDON  
BORDON  
INTERRUPTOR  
SOPORTE  
REVESTIMIENTO

ARANDELA  
PERNO  
GUARNICION  
PERNO  
ESPUMA  
PERNO

Ar Condicionado  
Air Conditioner  
Aire Acondicionado

Motor  
Engine  
Motor

110-85



- 1 3714485M1
- 2 517587M1
- 3 3712512M1
- 4 3010474X1
- 5 368543X1
- 6 3010502X1
- 7 368524X1
- 8 3782613M2
- 9 358139X1
- 10 3714484M1
- 11 487802M2
- 12 3009493X1
- 13 3009693X1
- 14 3582055M2
- 15 391026X1
- 16 3617611M1
- 17 339376X1
- 18 390597X1
- 19 3009492X1
- 20 052422P1
- 21 353691X1
- 22 353434X1
- 23 3589682M1
- 24 353756X1
- 25 052457S1
- 26 052454S1
- 27 052468N1
- 28 3010471X1
- 29 052623T1
- 30 339030X1
- 31 390971X1
- 32 052423P1
- 33 829185M1
- 34 353446X1
- 35 353676X1
- 36 3383977M1
- 37 3712495M1
- 38 3149668M1
- 39 052502P1
- 40 3010472X1
- 41 353685X1
- 42 3146897M1
- 43 3585143M1
- 44 353446X1
- 45 355565X1
- 46 3712526M1

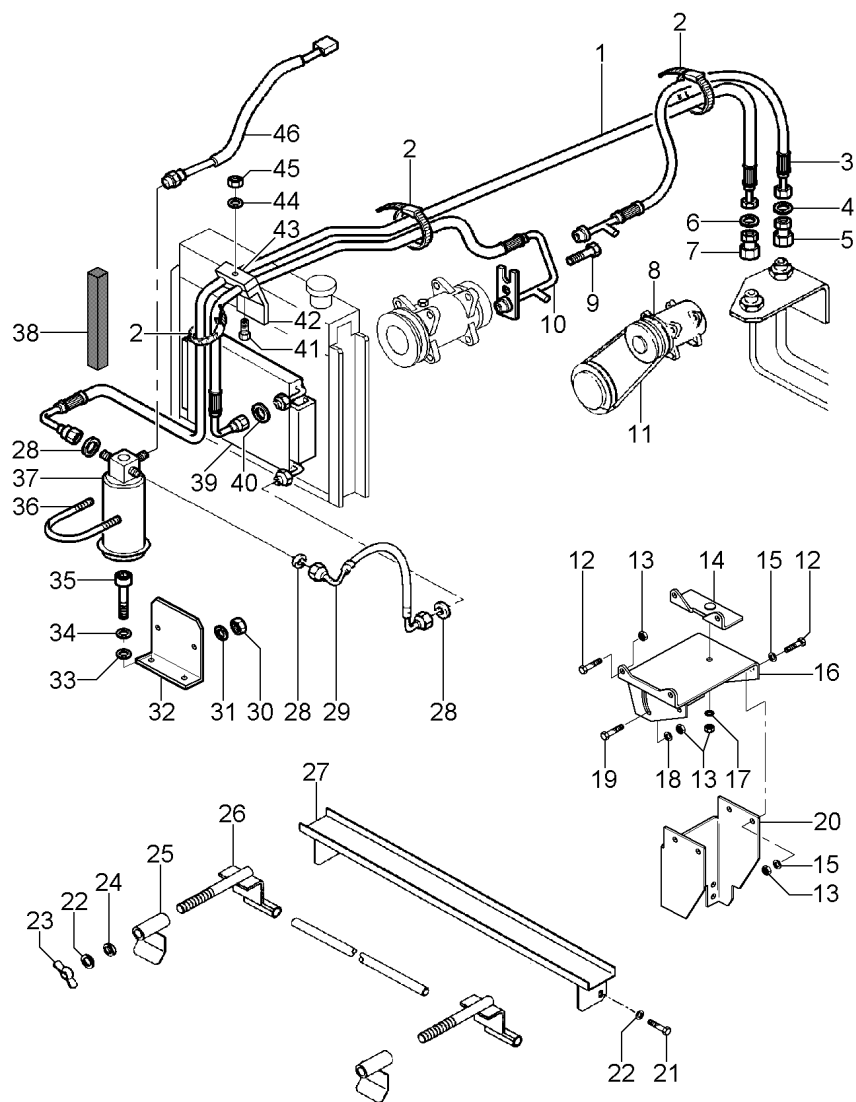
- |                  |               |                |
|------------------|---------------|----------------|
| 1 MANGUEIRA      | HOSE          | FLEXIBLE       |
| 3 BRAÇADEIRA     | CLAMP         | ABRAZADERA     |
| 1 MANGUEIRA      | HOSE          | FLEXIBLE       |
| 1 ANEL "O"       | O RING        | JUNTA TORICA   |
| 1 CONEXÃO        | CONNECTION    | CONEXION       |
| 1 ANEL "O"       | O RING        | JUNTA TORICA   |
| 1 CONEXÃO        | CONNECTION    | CONEXION       |
| 1 COMPRESSOR     | COMPRESSOR    | COMPRESOR      |
| 1 PARAFUSO ALLEN | ALLEN BOLT    | TORNILLO ALLEN |
| 1 MANGUEIRA      | HOSE          | FLEXIBLE       |
| 1 CORREIA        | BELT          | CORREA         |
| 5 PARAFUSO       | BOLT          | PERNO          |
| 9 PORCA          | NUT           | TUERCA         |
| 1 SUPORTE        | BRACKET       | SOPORTE        |
| 2 ARRUELA        | WASHER        | ARANDELA       |
| 1 SUPORTE        | BRACKET       | SOPORTE        |
| 3 ARRUELA        | WASHER        | ARANDELA       |
| 3 ARRUELA        | WASHER        | ARANDELA       |
| 3 PARAFUSO       | BOLT          | PERNO          |
| 1 SUPORTE        | BRACKET       | SOPORTE        |
| 2 PARAFUSO       | BOLT          | PERNO          |
| 4 ARRUELA        | WASHER        | ARANDELA       |
| 2 PORCA          | NUT           | TUERCA         |
| 2 ARRUELA        | WASHER        | ARANDELA       |
| 2 FIXADOR        | ATTACHMENT    | ADITAMENTO     |
| 2 SUPORTE        | BRACKET       | SOPORTE        |
| 1 TRAVESSA       | BRIDGE PIECE  | CODO DE CRUCE  |
| 3 ANEL "O"       | O RING        | JUNTA TORICA   |
| 1 MANGUEIRA      | HOSE          | FLEXIBLE       |
| 2 PORCA          | NUT           | TUERCA         |
| 2 ARRUELA        | WASHER        | ARANDELA       |
| 1 SUPORTE        | BRACKET       | SOPORTE        |
| 1 ARRUELA        | WASHER        | ARANDELA       |
| 1 ARRUELA        | WASHER        | ARANDELA       |
| 1 PARAFUSO       | BOLT          | PERNO          |
| 1 BRAÇADEIRA     | CLAMP         | ABRAZADERA     |
| 1 FILTRO         | FILTER        | FILTRO         |
| 2 GUARNIÇÃO      | FOAM          | ESPUMA         |
| 1 CONDENSADOR    | CAPACITOR     | CAPACITOR      |
| 1 ANEL "O"       | O RING        | JUNTA TORICA   |
| 1 PARAFUSO       | BOLT          | PERNO          |
| 1 REFORÇO        | REINFORCEMENT | REFUERZO       |
| 1 BRAÇADEIRA     | CLAMP         | ABRAZADERA     |
| 1 ARRUELA        | WASHER        | ARANDELA       |
| 1 PORCA          | NUT           | TUERCA         |
| 1 PRESSOSTATO    | PRESS         | PRENSA         |

Ar Condicionado  
Air Conditioner  
Aire Acondicionado

Motor  
Engine  
Motor

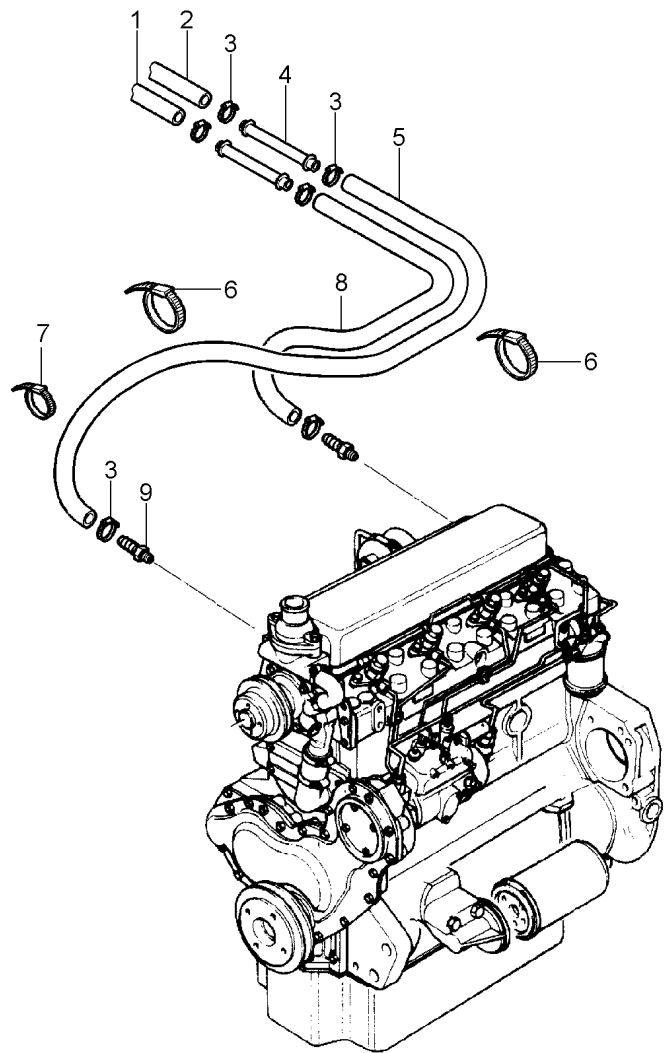
110-90

Com Fluxo Combinado  
With Combined Flow  
Con Combined Flow



- 1 3714485M1
- 2 517587M1
- 3 3712512M1
- 4 3010474X1
- 5 368543X1
- 6 3010502X1
- 7 368524X1
- 8 3782613M2
- 9 358139X1
- 10 3714484M1
- 11 487802M2
- 12 3009493X1
- 13 3009693X1
- 14 3582055M2
- 15 391026X1
- 16 3617611M1
- 17 390597X1
- 17 339376X1
- 18 390597X1
- 19 3009492X1
- 20 052422P1
- 21 353691X1
- 22 353434X1
- 23 3589682M1
- 24 353756X1
- 25 052457S1
- 26 6208244M91
- 27 052468N1
- 28 3010471X1
- 29 052623T1
- 30 339030X1
- 31 390971X1
- 32 052423P1
- 33 829185M1
- 34 353446X1
- 35 353676X1
- 36 3383977M1
- 37 3712495M1
- 38 3149668M1
- 39 052502P1
- 40 3010472X1
- 41 353685X1
- 42 3146897M1
- 43 3585143M1
- 44 353446X1
- 45 355565X1
- 46 3712526M1

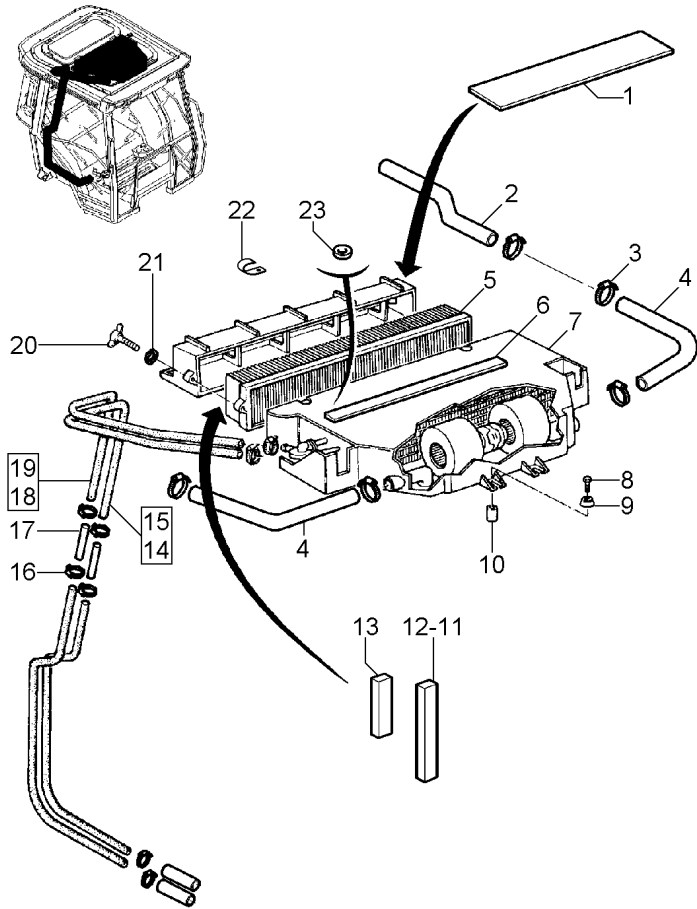
- |                  |               |                |
|------------------|---------------|----------------|
| 1 MANGUEIRA      | HOSE          | FLEXIBLE       |
| 3 BRAÇADEIRA     | CLAMP         | ABRAZADERA     |
| 1 MANGUEIRA      | HOSE          | FLEXIBLE       |
| 1 ANEL "O"       | O RING        | JUNTA TORICA   |
| 1 CONEXÃO        | CONNECTION    | CONEXION       |
| 1 ANEL "O"       | O RING        | JUNTA TORICA   |
| 1 CONEXÃO        | CONNECTION    | CONEXION       |
| 1 COMPRESSOR     | COMPRESSOR    | COMPRESOR      |
| 1 PARAFUSO ALLEN | ALLEN BOLT    | TORNILLO ALLEN |
| 1 MANGUEIRA      | HOSE          | FLEXIBLE       |
| 1 CORREIA        | BELT          | CORREA         |
| 5 PARAFUSO       | BOLT          | PERNO          |
| 9 PORCA          | NUT           | TUERCA         |
| 1 SUPORTE        | BRACKET       | SOPORTE        |
| 2 ARRUELA        | WASHER        | ARANDELA       |
| 1 SUPORTE        | BRACKET       | SOPORTE        |
| 2 ARRUELA        | WASHER        | ARANDELA       |
| 3 ARRUELA        | WASHER        | ARANDELA       |
| 1 ARRUELA        | WASHER        | ARANDELA       |
| 3 PARAFUSO       | BOLT          | PERNO          |
| 1 SUPORTE        | BRACKET       | SOPORTE        |
| 2 PARAFUSO       | BOLT          | PERNO          |
| 4 ARRUELA        | WASHER        | ARANDELA       |
| 2 PORCA          | NUT           | TUERCA         |
| 2 ARRUELA        | WASHER        | ARANDELA       |
| 2 FIXADOR        | ATTACHMENT    | ADITAMENTO     |
| 2 FIXADOR        | ATTACHMENT    | ADITAMENTO     |
| 1 TRAVESSA       | BRIDGE PIECE  | CODO DE CRUCE  |
| 3 ANEL "O"       | O RING        | JUNTA TORICA   |
| 1 MANGUEIRA      | HOSE          | FLEXIBLE       |
| 2 PORCA          | NUT           | TUERCA         |
| 2 ARRUELA        | WASHER        | ARANDELA       |
| 1 SUPORTE        | BRACKET       | SOPORTE        |
| 1 ARRUELA        | WASHER        | ARANDELA       |
| 1 ARRUELA        | WASHER        | ARANDELA       |
| 1 PARAFUSO       | BOLT          | PERNO          |
| 1 BRAÇADEIRA     | CLAMP         | ABRAZADERA     |
| 1 FILTRO         | FILTER        | FILTRO         |
| 2 GUARNIÇÃO      | FOAM          | ESPUMA         |
| 1 CONDENSADOR    | CAPACITOR     | CAPACITOR      |
| 1 ANEL "O"       | O RING        | JUNTA TORICA   |
| 1 PARAFUSO       | BOLT          | PERNO          |
| 1 REFORÇO        | REINFORCEMENT | REFUERZO       |
| 1 BRAÇADEIRA     | CLAMP         | ABRAZADERA     |
| 1 ARRUELA        | WASHER        | ARANDELA       |
| 1 PORCA          | NUT           | TUERCA         |
| 1 PRESSOSTATO    | PRESS         | PRESNA         |



- 1 3714874M1
- 2 3714873M1
- 3 3019564X1
- 4 3713469M1
- 5 3779739M1
- 6 3810484M1
- 7 3225356M1
- 8 3779742M1
- 9 052614P1

1,670 MM

- |               |            |            |
|---------------|------------|------------|
| 1 MANGUEIRA   | HOSE       | FLEXIBLE   |
| 1 MANGUEIRA   | HOSE       | FLEXIBLE   |
| 14 BRAÇADEIRA | CLAMP      | ABRAZADERA |
| 2 TUBO        | PIPE       | CANO       |
| 1 MANGUEIRA   | HOSE       | FLEXIBLE   |
| 1 BRAÇADEIRA  | CLAMP      | ABRAZADERA |
| 4 BRAÇADEIRA  | CLAMP      | ABRAZADERA |
| 1 MANGUEIRA   | HOSE       | FLEXIBLE   |
| 2 CONEXÃO     | CONNECTION | CONEXION   |



- 1 3778497M2
- 2 3713461M1
- 3 490802M1
- 4 3387515M1
- 5 3385200M92
- 6 3713745M1
- 7 3713375M2
- 8 339009X1
- 9 3387512M1
- 10 3387513M1
- 11 3380724M1
- 12 3778659M1
- 13 3778658M1
- 14 3714871M1
- 15 2191896K91
- 16 3019564X1
- 17 3713469M1
- 18 3714872M1
- 19 2191897K91
- 20 3783455M1
- 21 391038X1
- 22 3583514M1
- 23 3001856X1

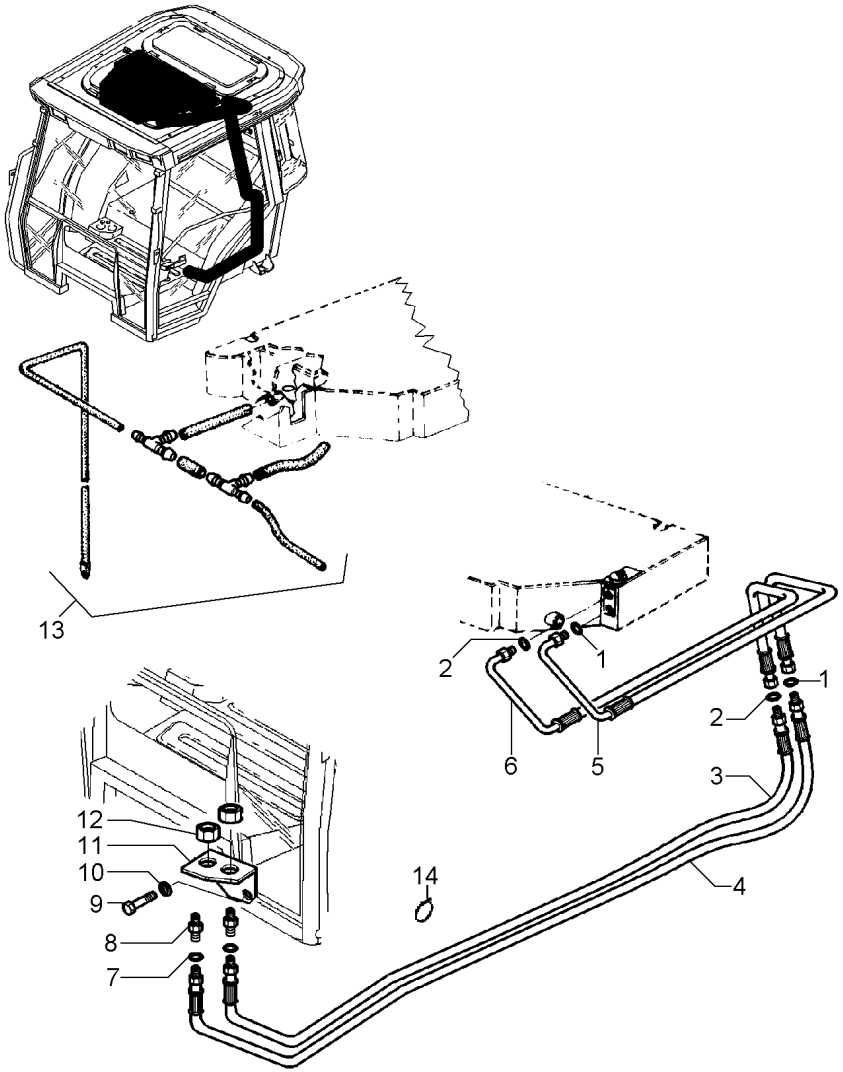
15 ◀▶ 900 MM

19 ◀▶ 1000 MM

- 1 GUARNIÇÃO
- 2 TUBO
- 8 BRAÇADEIRA
- 2 MANGUEIRA
- 1 FILTRO
- 1 JUNTA
- 1 CJ. CONDICIONADO
- 4 PARAFUSO
- 8 AMORTECEDOR
- 4 ESPAÇADOR
- 2 CONEXÃO
- 2 JUNTA
- 2 JUNTA
- X MANGUEIRA
- 1 CJ. MANGUEIRA
- X BRAÇADEIRA
- X TUBO
- X MANGUEIRA
- 1 CJ. MANGUEIRA
- 2 PARAFUSO
- 2 ARRUELA
- 1 PRESILHA
- 1 ARRUELA

- FOAM
- PIPE
- CLAMP
- HOSE
- FILTER
- GASKET
- KIT AIR CONDITI
- BOLT
- DAMPER
- SPACER
- CONNECTION
- GASKET
- GASKET
- HOSE
- KIT, HOSE
- CLAMP
- PIPE
- HOSE
- KIT, HOSE
- SCREW
- WASHER
- STAPLE
- WASHER

- ESPUMA
- CANO
- ABRAZADERA
- FLEXIBLE
- FILTRO
- EMPAQUETADURA.
- JUEGO ACON AIRE
- PERNO
- AMORTIGUADOR
- PIEZA DISTANCIA
- CONEXION
- EMPAQUETADURA.
- EMPAQUETADURA.
- FLEXIBLE
- MANGUITOS JUEGO
- ABRAZADERA
- CANO
- FLEXIBLE
- MANGUITOS JUEGO
- TORNILLO
- ARANDELA
- GRAPA
- ARANDELA

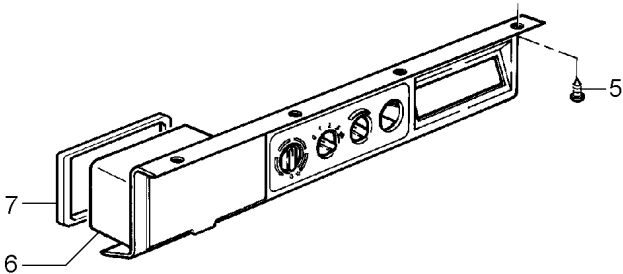
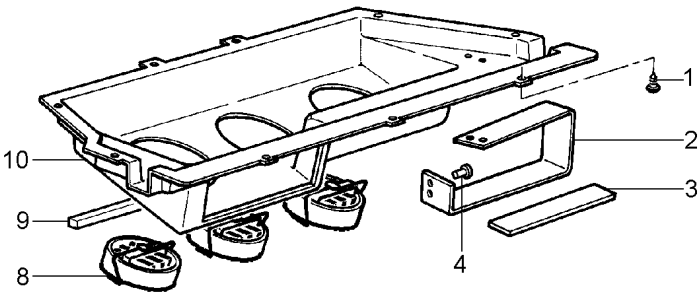


- 1 3010471X1
- 2 3010473X1
- 3 058104T1
- 4 058105T1
- 5 3714144M1
- 6 3713462M1
- 7 3010474X1
- 7 3010502X1
- 8 368544X1
- 8 368523X1
- 9 339124X1
- 10 339374X1
- 11 053947P1
- 12 1691973M1
- 12 1691972M1
- 13 3777749M91
- 14 3225356M1

[A]

[A] DRENO  
DRAIN  
DRENO

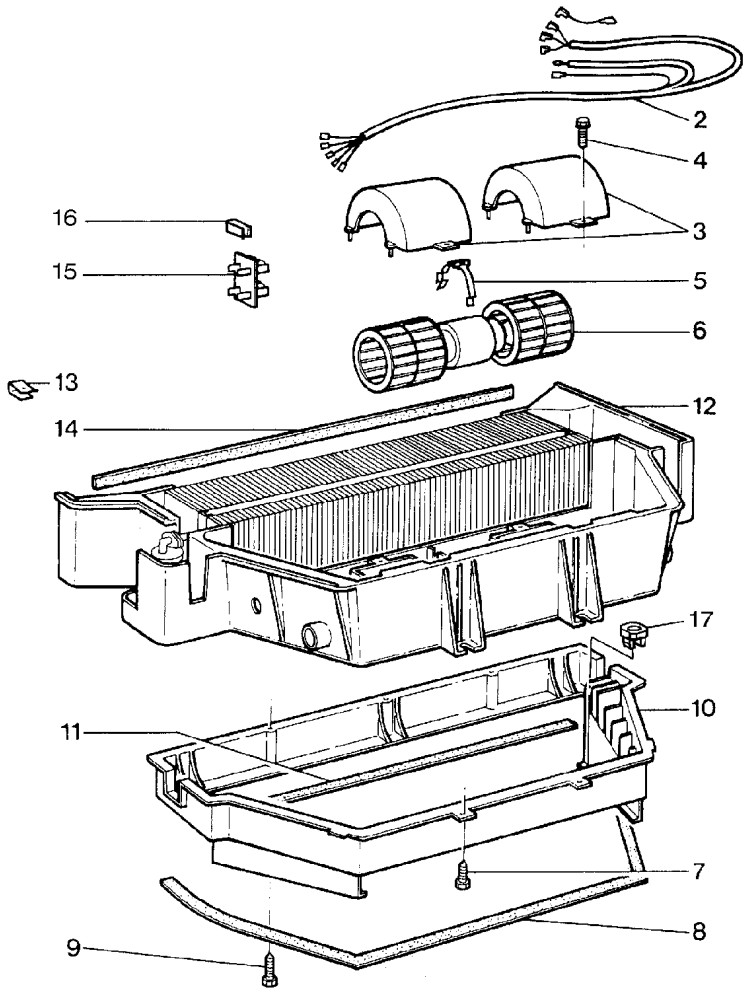
- |              |            |              |
|--------------|------------|--------------|
| 2 ANEL "O"   | O RING     | JUNTA TORICA |
| 2 ANEL "O"   | O RING     | JUNTA TORICA |
| 1 MANGUEIRA  | HOSE       | FLEXIBLE     |
| 1 MANGUEIRA  | HOSE       | FLEXIBLE     |
| 1 TUBO       | PIPE       | CANO         |
| 1 TUBO       | PIPE       | CANO         |
| 1 ANEL "O"   | O RING     | JUNTA TORICA |
| 1 ANEL "O"   | O RING     | JUNTA TORICA |
| 1 CONEXÃO    | CONNECTION | CONEXION     |
| 1 CONEXÃO    | CONNECTION | CONEXION     |
| 2 PARAFUSO   | BOLT       | PERNO        |
| 2 ARRUELA    | WASHER     | ARANDELA     |
| 1 SUPORTE    | BRACKET    | SOPORTE      |
| 1 PORCA      | NUT        | TUERCA       |
| 1 PORCA      | NUT        | TUERCA       |
| 2 C.J. TUBO  | TUBE ASSY  | CONJ.DE TUBO |
| 2 BRAÇADEIRA | CLAMP      | ABRAZADERA   |



- 1 380026X1
- 2 3714077M1
- 3 3713635M1
- 4 3714846M1
- 5 3010506X1
- 6 3712609M2
- 7 3713746M1
- 8 3388030M1
- 9 3713744M1
- 10 3714076M2

[A] RÁDIO  
RADIUS  
RADIO

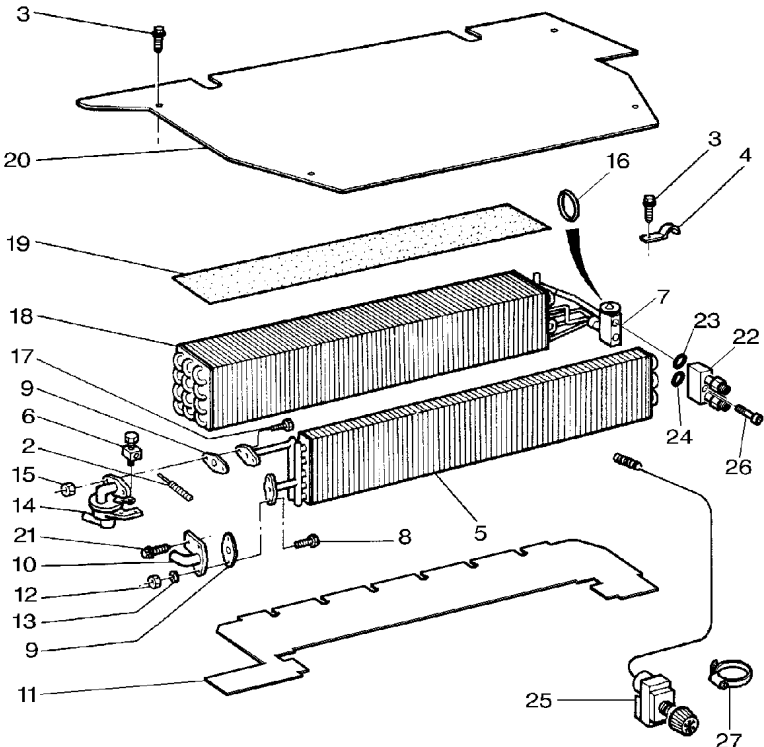
- |            |         |                |
|------------|---------|----------------|
| 9 PARAFUSO | BOLT    | PERNO          |
| 1 SUPORTE  | BRACKET | SOPORTE        |
| 1 JUNTA    | GASKET  | EMPAQUETADURA. |
| 4 REBITE   | RIVET   | REMACHE        |
| 8 PARAFUSO | BOLT    | PERNO          |
| 1 PAINEL   | PANEL   | PANEL          |
| 1 JUNTA    | GASKET  | EMPAQUETADURA. |
| 3 DIFUSOR  | BAFFLE  | DIFUSOR        |
| 1 JUNTA    | GASKET  | EMPAQUETADURA. |
| 1 CARÇAÇA  | HOUSING | ALOJAMIENTO    |



- 2 3902318M91
- 3 3310833M1
- 4 3310837M1
- 5 3902320M1
- 6 3310831M91
- 7 3310837M1
- 8 3902322M1
- 9 3310841M1
- 10 3310840M1
- 11 3310843M1
- 12 3310825M1
- 13 3310842M1
- 14 3310849M1
- 15 3304510M92
- 16 3310843M1
- 17 3583649M1

- |             |          |             |
|-------------|----------|-------------|
| 1 CHICOTE   | HARNESS  | MAZO CABLES |
| 2 TAMPA     | COVER    | CUBIERTA    |
| 4 PARAFUSO  | BOLT     | PERNO       |
| 1 PRESILHA  | STAPLE   | GRAPA       |
| 1 MOTOR     | ENGINE   | MOTOR       |
| 6 PARAFUSO  | BOLT     | PERNO       |
| 1 GUARNIÇÃO | FOAM     | ESPUMA      |
| 3 PARAFUSO  | BOLT     | PERNO       |
| 1 CARÇAÇA   | HOUSING  | ALOJAMIENTO |
| 1 GUARNIÇÃO | FOAM     | ESPUMA      |
| 1 CARÇAÇA   | HOUSING  | ALOJAMIENTO |
| 9 GRAMPO    | CRAMP    | PASADOR     |
| 1 GUARNIÇÃO | FOAM     | ESPUMA      |
| 1 RESISTOR  | RESISTOR | RESISTENCIA |
| 1 GUARNIÇÃO | FOAM     | ESPUMA      |
| 1 PORCA     | NUT      | TUERCA      |



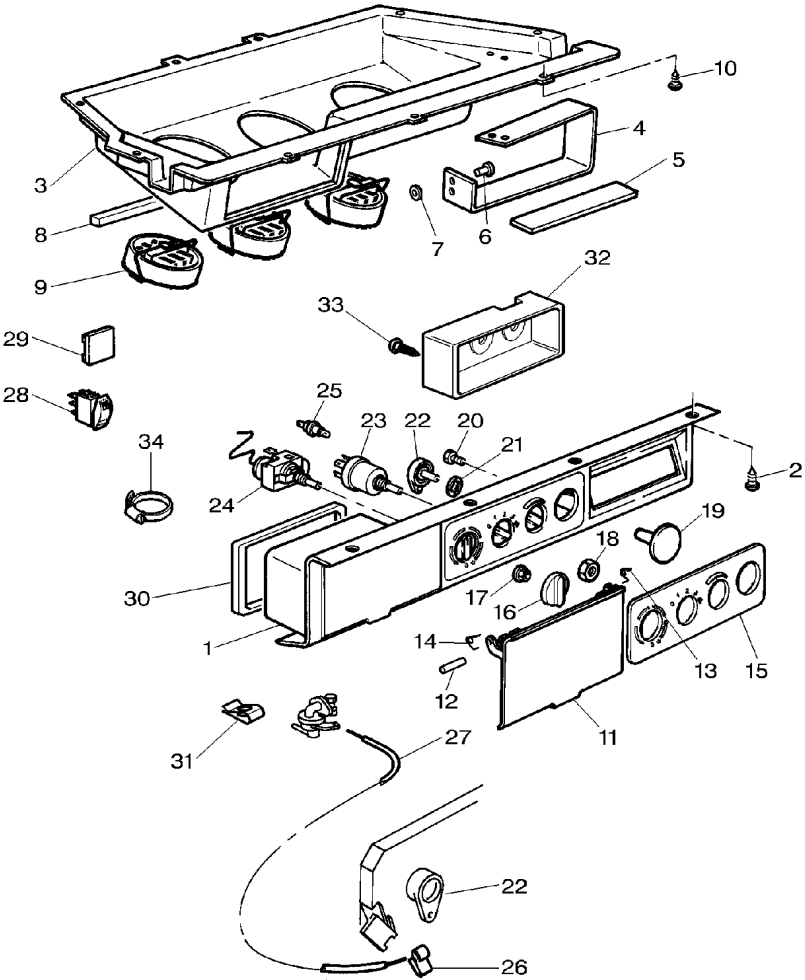


- 2 3902212M1
- 3 3310837M1
- 4 3310836M1
- 5 3310827M92
- 6 3311579M91
- 7 3902334M91
- 8 3902089M1
- 9 3902327M1
- 10 3310946M1
- 11 3902329M1
- 12 3902090M1
- 13 3902090M1
- 14 3310945M1
- 15 3902090M1
- 16 3902499M1
- 17 3902089M1
- 18 3902331M91
- 19 3902332M1
- 20 3310839M1
- 21 3902089M1
- 22 3902549M91
- 23 3902550M1
- 24 3902551M1
- 25 3310669M91
- 26 3015257X1
- 27 3000483X1

- 1 CABO
- 6 PARAFUSO
- 1 PRESILHA
- 1 RADIADOR
- 1 TERMINAL
- 1 REGULADOR
- 2 PARAFUSO
- 2 JUNTA
- 1 CONEXÃO
- 1 PLACA
- 2 PORCA
- 2 PORCA
- 1 REGULADOR
- 2 PORCA
- 1 ANEL "O"
- 2 PARAFUSO
- 1 BOBINA
- 1 GUARNIÇÃO
- 1 PLACA
- 2 PARAFUSO
- 1 CONEXÃO
- 1 ANEL "O"
- 1 ANEL "O"
- 1 TERMOSTATO
- 2 PARAFUSO
- 2 BRAÇADEIRA

- CABLE
- BOLT
- STAPLE
- RADIATOR
- END
- REGULATOR
- BOLT
- GASKET
- CONNECTION
- PLATE
- NUT
- NUT
- REGULATOR
- NUT
- O RING
- BOLT
- COIL
- FOAM
- PLATE
- BOLT
- CONNECTION
- O RING
- O RING
- THERMOSTAT
- BOLT
- CLAMP

- CABLE
- PERNO
- GRAPA
- RADIADOR
- EXTREMO
- REGULADOR
- PERNO
- EMPAQUETADURA.
- CONEXION
- PLATO
- TUERCA
- TUERCA
- REGULADOR
- TUERCA
- JUNTA TORICA
- PERNO
- BOBINA
- ESPUMA
- PLATO
- PERNO
- CONEXION
- JUNTA TORICA
- JUNTA TORICA
- TERMOSTATO
- PERNO
- ABRAZADERA

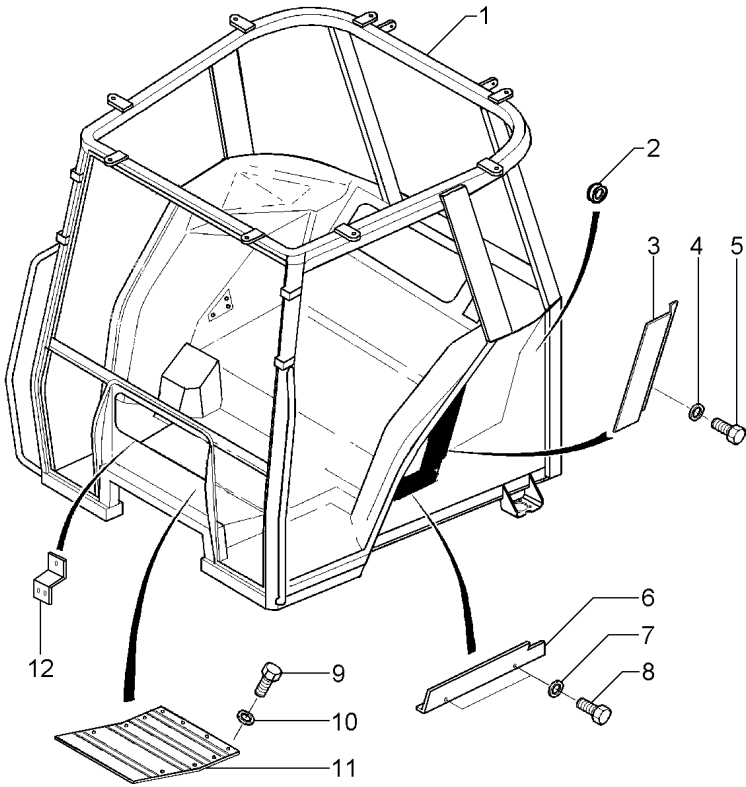


- 1 3712609M1
- 2 3389854M1
- 3 3714076M2
- 4 3714077M1
- 5 3713635M1
- 6 3714846M1
- 7 339102X1
- 8 3713744M1
- 9 3388030M1
- 10 380026X1
- 11 3902214M1
- 12 3902204M1
- 13 3902203M1
- 14 3902202M1
- 15 3902299M1
- 16 3902213M1
- 17 3902217M1
- 18 3902208M1
- 19 3902205M1
- 20 3902218M1
- 21 3902210M1
- 22 3902211M1
- 23 3310871M1
- 24 3310669M91
- 25 1427873M1
- 26 3902206M1
- 27 3902212M1
- 28 3713146M1
- 29 3713151M1
- 30 3713746M1
- 31 3389351M1
- 31 3389250M1
- 32 3902591M1
- 33 365916X1
- 34 3000483X1

- 1 PAINEL
- 6 PARAFUSO
- 1 CARÇAÇA
- 1 SUPORTE
- 1 JUNTA
- 4 REBITE
- 4 ARRUELA
- 1 JUNTA
- 3 DIFUSOR
- 9 PARAFUSO
- 1 TAMPÁ
- 2 PINO
- 1 MOLA
- 1 MOLA
- 1 PAINEL
- 3 BOTÃO
- 1 PORCA
- 1 PORCA
- 1 TAMPÃO
- 1 PARAFUSO
- 1 ARRUELA
- 1 C.J. ALAVANCA
- 1 SELETOR
- 1 TERMOSTATO
- 1 SUPORTE
- 1 PRESILHA
- 1 CABO
- 1 BOTÃO
- 1 TAMPÃO
- 1 JUNTA
- 6 PORCA
- 3 GRAMPO
- 1 TAMPÁ
- 4 PARAFUSO
- 2 BRAÇADEIRA

- PANEL
- BOLT
- HOUSING
- BRACKET
- GASKET
- RIVET
- WASHER
- GASKET
- BAFFLE
- BOLT
- COVER
- PIN
- SPRING
- SPRING
- PANEL
- BUTTON
- NUT
- NUT
- PAD
- BOLT
- WASHER
- KIT, LEVER
- SELECTOR
- THERMOSTAT
- BRACKET
- STAPLE
- CABLE
- BUTTON
- PAD
- GASKET
- NUT
- CRAMP
- COVER
- BOLT
- CLAMP

- PANEL
- PERNO
- ALOJAMIENTO
- SOPORTE
- EMPAQUETADURA.
- REMACHE
- ARANDELA
- EMPAQUETADURA.
- DIFUSOR
- PERNO
- CUBIERTA
- PASADOR
- RESORTE
- RESORTE
- PANEL
- PULSADOR
- TUERCA
- TUERCA
- ALMOHADILLA
- PERNO
- ARANDELA
- JUEGO, PALANCA
- SELECTOR
- TERMOSTATO
- SOPORTE
- GRAPA
- CABLE
- PULSADOR
- ALMOHADILLA
- EMPAQUETADURA.
- TUERCA
- PASADOR
- CUBIERTA
- PERNO
- ABRAZADERA

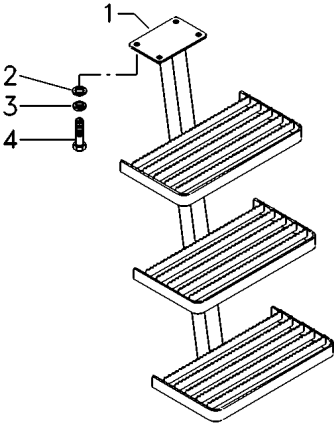


- 1 057335S1  
2 832882M1  
3 3713290M1  
  
3 3713289M1  
  
4 390972X1  
5 339123X1  
6 058107P1  
  
6 058106P1  
  
7 390971X1  
8 391074X1  
9 339123X1  
10 339374X1  
11 057569S1  
12 052915M1  
[A] PÁRA-LAMA  
MUDGUARD  
GUARDABARROS



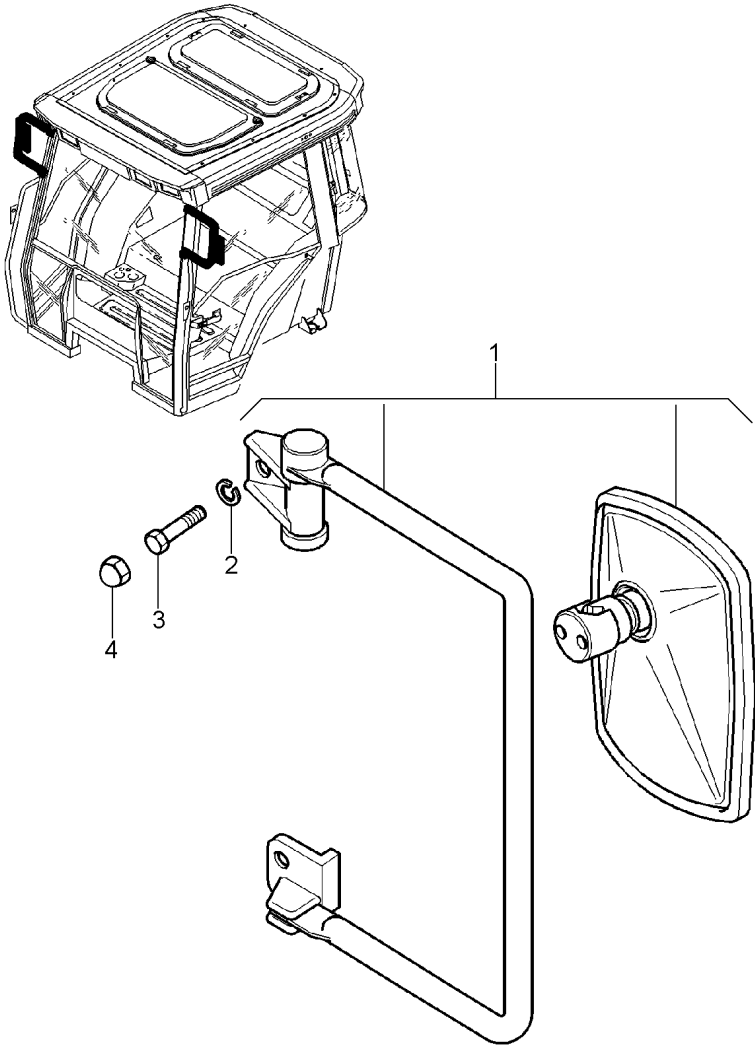
|             |           |            |
|-------------|-----------|------------|
| 1 ESTRUTURA | STRUCTURE | ESTRUTURA  |
| 2 PASSA-FIO | GROMMET   | PASACABLE  |
| 1 GUARNIÇÃO | FOAM      | ESPUMA     |
| 1 GUARNIÇÃO | FOAM      | ESPUMA     |
| 4 ARRUELA   | WASHER    | ARANDELA   |
| 4 PARAFUSO  | BOLT      | PERNO      |
| 1 GUARNIÇÃO | BEADING   | GUARNICION |
| 1 GUARNIÇÃO | BEADING   | GUARNICION |
| 4 ARRUELA   | WASHER    | ARANDELA   |
| 4 PARAFUSO  | BOLT      | PERNO      |
| 8 PARAFUSO  | BOLT      | PERNO      |
| 8 ARRUELA   | WASHER    | ARANDELA   |
| 1 TAMPA     | COVER     | CUBIERTA   |
| 1 SUPORTE   | BRACKET   | SOPORTE    |

- |            |            |        |          |
|------------|------------|--------|----------|
| 1 052900S1 | 1 ESCADA   | LADDER | ESCALERA |
| 2 339451X1 | 4 PARAFUSO | BOLT   | PERNO    |
| 2 339376X1 | 4 ARRUELA  | WASHER | ARANDELA |
| 2 339025X1 | 4 ARRUELA  | WASHER | ARANDELA |



Retrovisor Externo  
External Rear-View Mirror  
Retrovisor Externo

110-140



- 1 3777056M91
- 1 3777057M91
- 2 339374X1
- 3 339761X1
- 4 3616277M1



- |                   |             |                 |
|-------------------|-------------|-----------------|
| 1 C.J. RETROVISOR | KIT, MIRROR | JUEGO DE ESPEJO |
| 1 C.J. RETROVISOR | KIT, MIRROR | JUEGO DE ESPEJO |
| 4 ARRUELA         | WASHER      | ARANDELA        |
| 4 PARAFUSO        | BOLT        | PERNO           |
| 4 CAPA            | CAP         | TAPA            |


Vidro Dianteiro Da Cabine  
Front Cab Pane  
Cristal Delantero De La Cabina

110-145

- 1 3902150M1
- 2 3902148M1
- 3 3902149M1

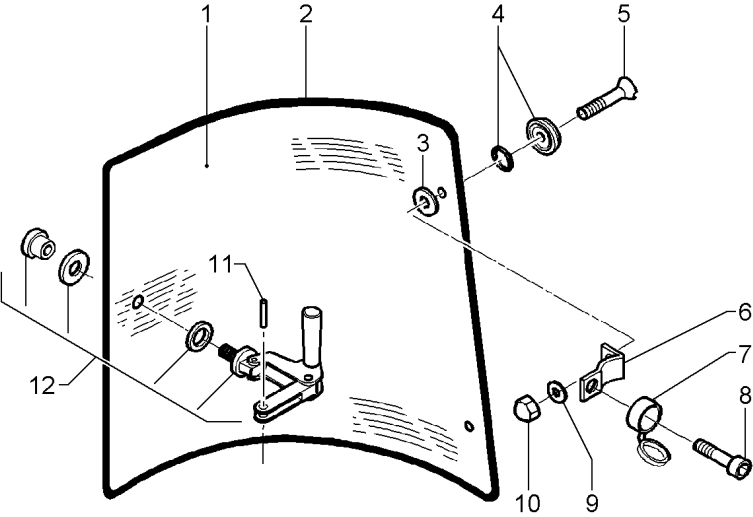


- |         |       |         |
|---------|-------|---------|
| 1 VIDRO | GLASS | CRISTAL |
| 1 VIDRO | GLASS | CRISTAL |
| 1 VIDRO | GLASS | CRISTAL |



Vidro Lateral  
Side Window  
Ventana Lateral

110-150



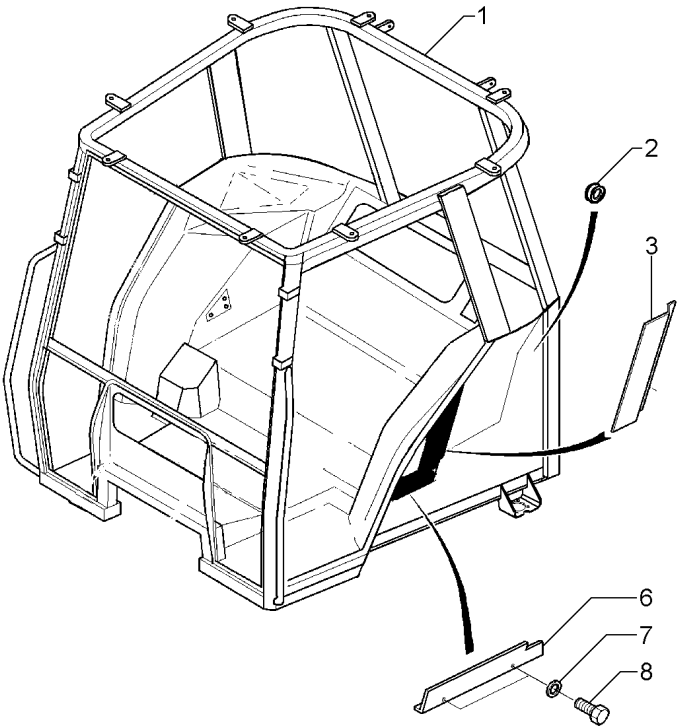
- 1 3902130M1
- 1 3902131M1
- 2 3902133M1
- 3 3902365M1
- 4 3902145M1
- 5 3009432X1
- 6 3902128M1
- 7 053730N1
- 8 3010775X1
- 9 390971X1
- 10 3902455M1
- 11 1440396X1
- 12 3902132M1
- 12 3902350M1



- 1 VIDRO
- 1 VIDRO
- 2 JUNTA
- 4 ARRUELA
- 4 COXIM
- 4 PARAFUSO
- 4 DOBRADIÇA
- 4 PROTEÇÃO
- 4 PARAFUSO
- 4 ARRUELA
- 4 PORCA
- 2 PINO
- 1 MAÇANETA
- 1 MAÇANETA

- GLASS
- GLASS
- GASKET
- WASHER
- MOUNTING
- BOLT
- HINGE
- GUARD
- BOLT
- WASHER
- NUT
- PIN
- HANDLE
- HANDLE

- CRISTAL
- CRISTAL
- EMPAQUETADURA.
- ARANDELA
- MONTANTE
- PERNO
- BISAGRA
- DEFENSA
- PERNO
- ARANDELA
- TUERCA
- PASADOR
- MANETA
- MANETA

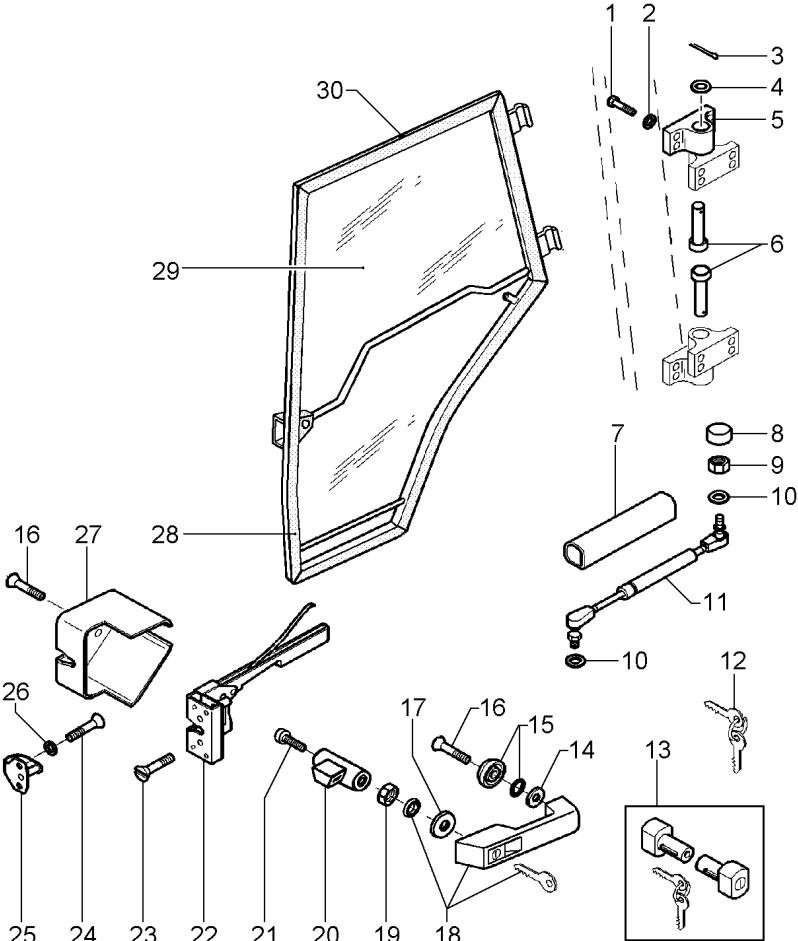


- 1 060317S1
- 2 832882M1
- 3 3713290M1
- 3 3713289M1
- 6 058107P1
- 6 058106P1
- 7 390971X1
- 8 391074X1
- [A] PÁRA-LAMA  
MUDGUARD  
GUARDABARROS



- |             |           |            |
|-------------|-----------|------------|
| 1 ESTRUTURA | STRUCTURE | ESTRUTURA  |
| 2 PASSA-FIO | GROMMET   | PASACABLE  |
| 1 GUARNIÇÃO | FOAM      | ESPUMA     |
| 1 GUARNIÇÃO | FOAM      | ESPUMA     |
| 1 GUARNIÇÃO | BEADING   | GUARNICION |
| 1 GUARNIÇÃO | BEADING   | GUARNICION |
| 4 ARRUELA   | WASHER    | ARANDELA   |
| 4 PARAFUSO  | BOLT      | PERNO      |

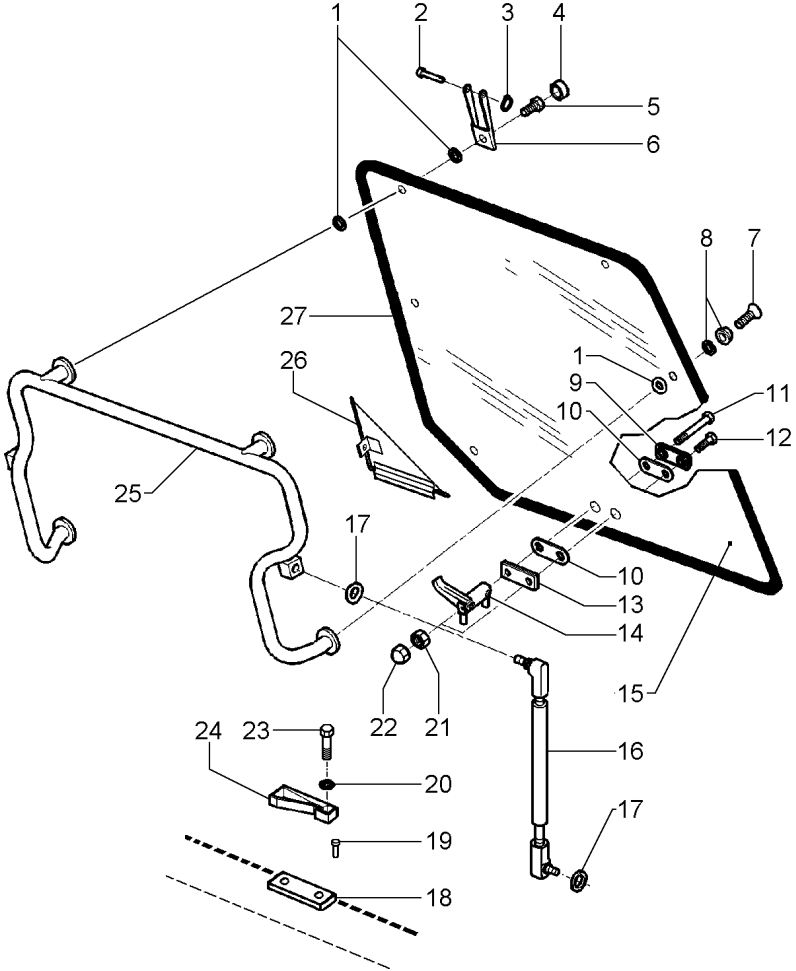


|                                                                                   |                                                                                                                                                                                                                                                                                                                                                                                                                                                                                                                                                                                                                                                                                                                                                        |                                                                                                                                                                                                                                                                                                                                                                                                                                                                                                                                                                                                                                                                             |                                                                                                                                                                                                                                                                                                                                                                                                                                                                                                                                                                |                                                                                                                                                                                                                                                                                                                                                                                                                                                                                                                                                                                                                        |
|-----------------------------------------------------------------------------------|--------------------------------------------------------------------------------------------------------------------------------------------------------------------------------------------------------------------------------------------------------------------------------------------------------------------------------------------------------------------------------------------------------------------------------------------------------------------------------------------------------------------------------------------------------------------------------------------------------------------------------------------------------------------------------------------------------------------------------------------------------|-----------------------------------------------------------------------------------------------------------------------------------------------------------------------------------------------------------------------------------------------------------------------------------------------------------------------------------------------------------------------------------------------------------------------------------------------------------------------------------------------------------------------------------------------------------------------------------------------------------------------------------------------------------------------------|----------------------------------------------------------------------------------------------------------------------------------------------------------------------------------------------------------------------------------------------------------------------------------------------------------------------------------------------------------------------------------------------------------------------------------------------------------------------------------------------------------------------------------------------------------------|------------------------------------------------------------------------------------------------------------------------------------------------------------------------------------------------------------------------------------------------------------------------------------------------------------------------------------------------------------------------------------------------------------------------------------------------------------------------------------------------------------------------------------------------------------------------------------------------------------------------|
|  | <div>1 3010509X1</div> <div>2 385361X1</div> <div>3 1442963X1</div> <div>4 390216X1</div> <div>5 3902116M1</div> <div>6 055558P1</div> <div>7 3902415M1</div> <div>8 3616277M1</div> <div>9 339169X1</div> <div>10 391025X1</div> <div>11 3902121M2</div> <div>12 3902584M91</div> <div>13 3902370M91</div> <div>14 3902367M1</div> <div>15 3902145M1</div> <div>16 3009430X1</div> <div>17 3902366M1</div> <div>18 3902356M91</div> <div>19 1441462X1</div> <div>20 055962P1</div> <div>21 3001757X1</div> <div>22 3804663M1</div> <div>23 3009432X1</div> <div>24 3010775X1</div> <div>25 3902372M1</div> <div>26 391038X1</div> <div>27 3804661M1</div> <div>28 057336S1</div> <div>29 057339P1</div> <div>30 057340P1</div> <div>30 057338P1</div> | <div>8 PARAFUSO</div> <div>8 ARRUELA</div> <div>2 CONTRAPINO</div> <div>2 ARRUELA</div> <div>2 DOBRADIÇA</div> <div>2 PINO</div> <div>1 PROTETOR</div> <div>1 CAPA</div> <div>1 PORCA</div> <div>2 ARRUELA</div> <div>1 CILINDRO</div> <div>1 CHAVE PORTA</div> <div>1 FECHADURA</div> <div>1 ARRUELA</div> <div>1 COXIM</div> <div>2 PARAFUSO</div> <div>1 ARRUELA</div> <div>1 MAÇANETA</div> <div>1 PORCA</div> <div>1 BIELA</div> <div>1 PARAFUSO ALLEN</div> <div>1 TRINCO</div> <div>2 PARAFUSO</div> <div>2 PARAFUSO</div> <div>1 TRINCO</div> <div>2 ARRUELA</div> <div>1 TAMPA</div> <div>1 MOLDURA</div> <div>1 VIDRO</div> <div>1 VIDRO</div> <div>1 JUNTA</div> | <div>BOLT</div> <div>WASHER</div> <div>DOWEL</div> <div>WASHER</div> <div>HINGE</div> <div>PIN</div> <div>PROTECTOR</div> <div>CAP</div> <div>NUT</div> <div>WASHER</div> <div>CYLINDER</div> <div>KEY DOOR</div> <div>LOCK</div> <div>WASHER</div> <div>MOUNTING</div> <div>BOLT</div> <div>WASHER</div> <div>HANDLE</div> <div>NUT</div> <div>CONROD</div> <div>ALLEN BOLT</div> <div>LATCH</div> <div>BOLT</div> <div>BOLT</div> <div>LATCH</div> <div>WASHER</div> <div>COVER</div> <div>MOULDING</div> <div>GLASS</div> <div>GLASS</div> <div>JOINT</div> | <div>PERNO</div> <div>ARANDELA</div> <div>CENTRAJE</div> <div>ARANDELA</div> <div>BISAGRA</div> <div>PASADOR</div> <div>PROTECTOR</div> <div>TAPA</div> <div>TUERCA</div> <div>ARANDELA</div> <div>CILINDRO</div> <div>CLAVE DE PUERTA</div> <div>CERRADURA</div> <div>ARANDELA</div> <div>MONTANTE</div> <div>PERNO</div> <div>ARANDELA</div> <div>MANETA</div> <div>TUERCA</div> <div>BIELA</div> <div>TORNILLO ALLEN</div> <div>CERROJO</div> <div>PERNO</div> <div>PERNO</div> <div>CERROJO</div> <div>ARANDELA</div> <div>CUBIERTA</div> <div>BORDON</div> <div>CRISTAL</div> <div>CRISTAL</div> <div>JUNTA</div> |
|                                                                                   |                                                                                                                                                                                                                                                                                                                                                                                                                                                                                                                                                                                                                                                                                                                                                        |                                                                                                                                                                                                                                                                                                                                                                                                                                                                                                                                                                                                                                                                             |                                                                                                                                                                                                                                                                                                                                                                                                                                                                                                                                                                |                                                                                                                                                                                                                                                                                                                                                                                                                                                                                                                                                                                                                        |

Cabine Trator  
Tractor Cab  
Cabina Tractor

Janela Traseira  
Rear Window  
Ventana Trasera

110-165



- 1 3902365M1
- 2 3902137M1
- 3 1440988X1
- 4 053730N1
- 5 3010775X1
- 6 3902136M2
- 7 3009432X1
- 8 3902145M1
- 9 3619603M1
- 10 3619906M1
- 11 3619907M1
- 12 3619908M1
- 13 3619604M1
- 14 3619605M1
- 15 059019P1
- 16 3902140M1
- 17 391025X1
- 18 056708P1
- 19 054042P1
- 20 390971X1
- 21 1440329X1
- 22 3619609M1
- 23 3010775X1
- 24 3619610M1
- 25 3902135M92
- 26 3806376M1
- 27 3902144M1

[A] EXTERNO  
OUTER  
EXTERNO

[B] INTERNO  
INNER  
INTERNO

- 6 ARRUELA
- 2 PINO
- 2 ANEL TRAVA
- 2 PROTEÇÃO
- 2 PARAFUSO
- 2 GANCHO
- 2 PARAFUSO
- 2 COXIM
- 1 PLACA
- 2 JUNTA
- 1 PARAFUSO
- 1 PARAFUSO
- 1 PLACA
- 1 MAÇANETA
- 1 VIDRO
- 2 CILINDRO
- 4 ARRUELA
- 1 ESPAÇADOR
- 2 REBITE
- 2 ARRUELA
- 2 PORCA
- 2 CAPA
- 2 PARAFUSO
- 1 FIXAÇÃO
- 1 SUPORTE
- 1 VEDADOR
- 1 JUNTA

- WASHER
- PIN
- CIRCLIP
- GUARD
- BOLT
- HOOK
- BOLT
- MOUNTING
- PLATE
- GASKET
- BOLT
- BOLT
- PLATE
- HANDLE
- GLASS
- CYLINDER
- WASHER
- SPACER
- RIVET
- WASHER
- NUT
- CAP
- BOLT
- FASTENER
- BRACKET
- SEAL
- JOINT

- ARANDELA
- PASADOR
- CIRCULITO
- DEFENSA
- PERNO
- GANCHO
- PERNO
- MONTANTE
- PLATO
- EMPAQUETADURA
- PERNO
- PERNO
- PLATO
- MANETA
- CRISTAL
- CILINDRO
- ARANDELA
- PIEZA DISTANCIA
- REMACHE
- ARANDELA
- TUERCA
- TAPA
- PERNO
- CIERRE
- SOPORTE
- RETEN
- JUNTA

Kit Elemento Ativo Para Filtro De Ar  
Kit Active Element To Air Filter  
Kit Elemento Activo Para Filtro De Aire

Da Cabine  
Of Cab  
De La Cabina

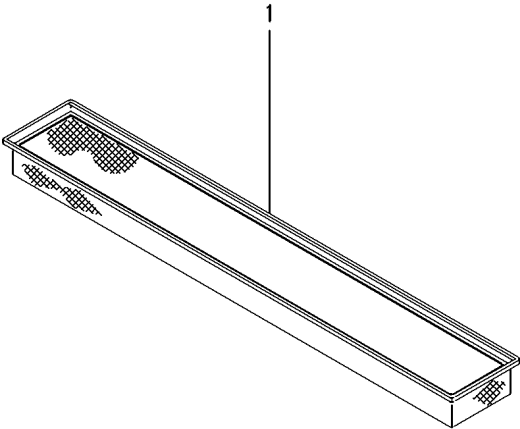
110-170

1 3389746M1

1 FILTRO

FILTER

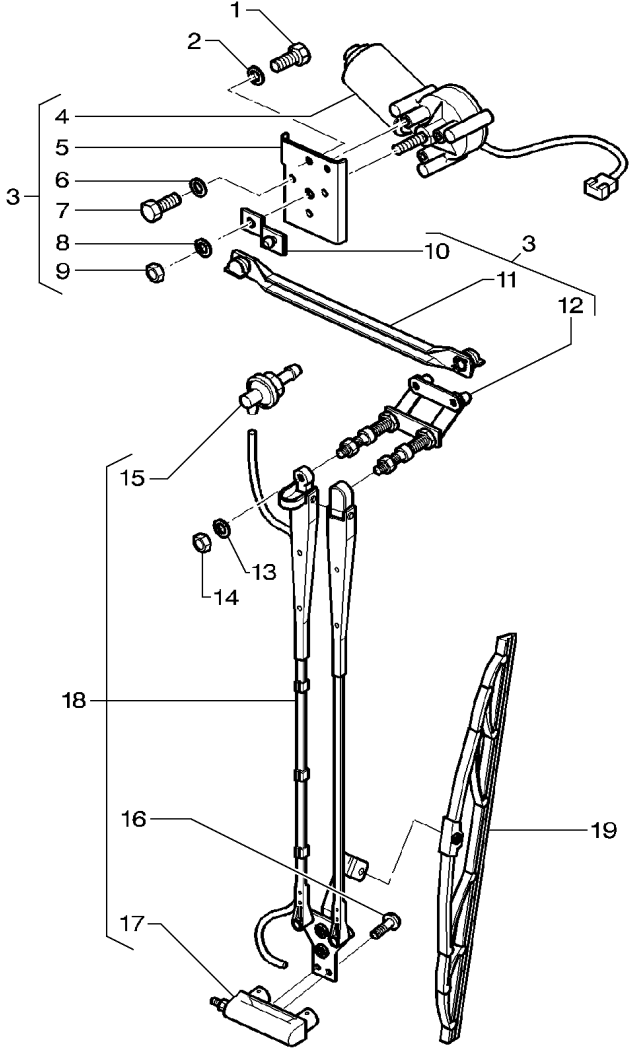
FILTRO



Cabine Trator  
Tractor'S Cab  
Cabina Tractor

Limpador De Pára-Brisa Traseiro  
Rear Windscreen Wiper  
Limpiaparabrisa Trasero

110-175



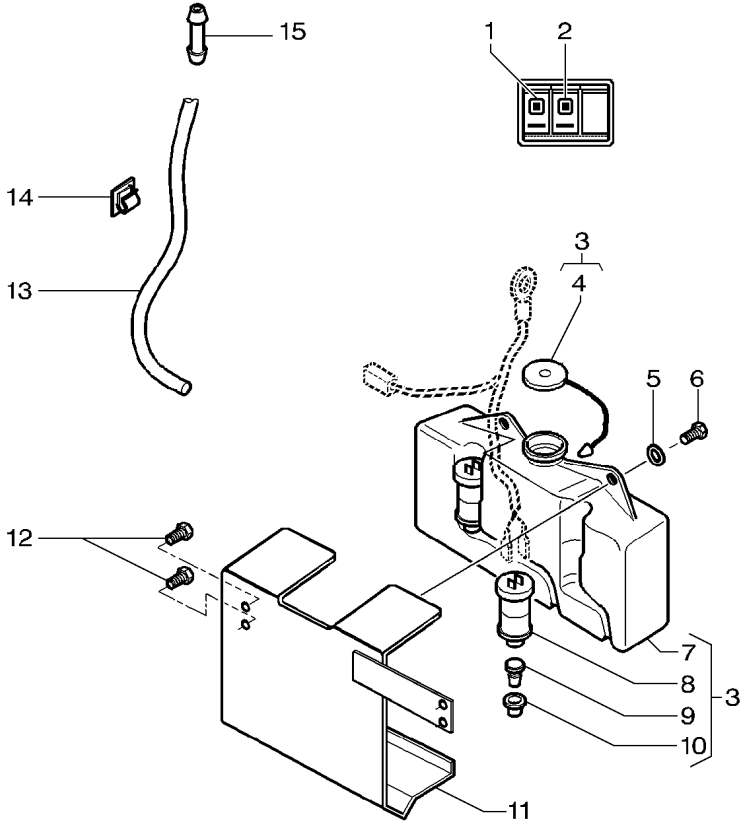
- 1 339124X1
- 2 339024X1
- 3 3777005M2
- 4 3777698M92
- 5 3902338M1
- 6 391289X1
- 7 339560X1
- 8 3008914X1
- 9 339169X1
- 10 3902341M1
- 11 3902340M1
- 12 3902339M92
- 14 339169X1
- 15 3902342M1
- 16 3902460M1
- 17 3902343M1
- 18 3715612M1
- 19 3714194M1

- |   |          |            |          |
|---|----------|------------|----------|
| 2 | PARAFUSO | BOLT       | PERNO    |
| 2 | ARRUELA  | WASHER     | ARANDELA |
| 1 | MOTOR    | ENGINE     | MOTOR    |
| 1 | MOTOR    | ENGINE     | MOTOR    |
| 1 | SUPORTE  | BRACKET    | SOPORTE  |
| 1 | ARRUELA  | WASHER     | ARANDELA |
| 3 | PARAFUSO | BOLT       | PERNO    |
| 1 | ARRUELA  | WASHER     | ARANDELA |
| 1 | PORCA    | NUT        | TUERCA   |
| 1 | ALAVANCA | LEVER      | PALANCA  |
| 1 | BIELA    | CONROD     | BIELA    |
| 1 | SUPORTE  | BRACKET    | SOPORTE  |
| 2 | PORCA    | NUT        | TUERCA   |
| 1 | CONEXÃO  | CONNECTION | CONEXION |
| 2 | PARAFUSO | BOLT       | PERNO    |
| 1 | SUPORTE  | BRACKET    | SOPORTE  |
| 1 | BRAÇO    | ARM        | BRAZO    |
| 1 | PALHETA  | VANE       | PALETA   |

Cabine Trator  
Tractor'S Cab  
Cabina Tractor

Limpador De Pára-Brisa Traseiro  
Rear Windscreen Wiper  
Limpiaparabrisa Trasero

110-180

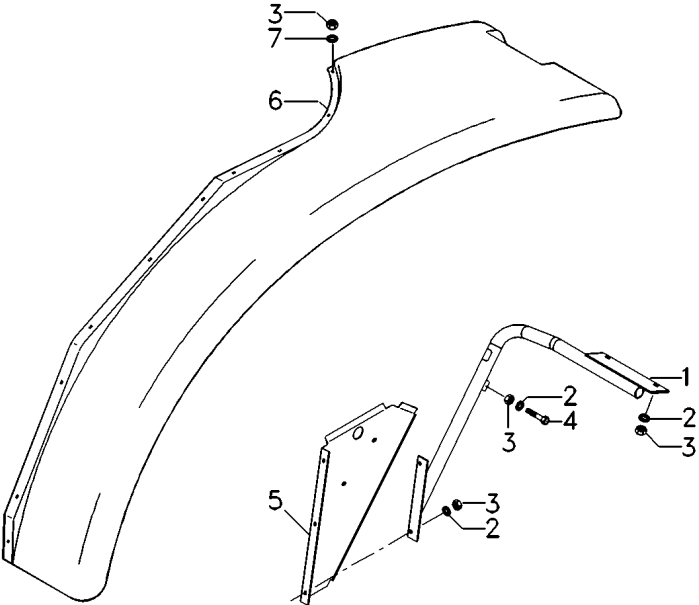


- 1 053173T2 [A]
- 2 054176T1 [B]
- 3 3582444M91
- 4 3106496M1 3
- 5 391039X1
- 6 339124X1
- 7 3582440M1 3
- 8 3582441M1 3
- 9 3582442M1 3
- 10 3582443M1 3
- 11 057343S1
- 12 339123X1
- 12 339374X1
- 13 3714120M2
- 14 1677803M1
- 15 3715074M1

[A] LIMPADOR DE PÁRA-BRISA  
WINDSCREEN WIPER  
LIMPIAPARABRISAS

[B] EJETOR DE ÁGUA  
WATER EJECTOR  
EYECTOR DE AGUA

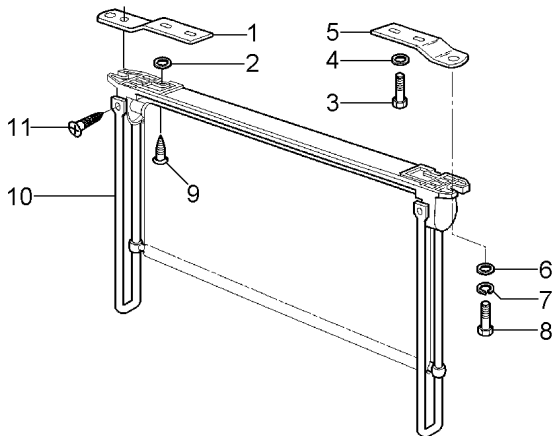
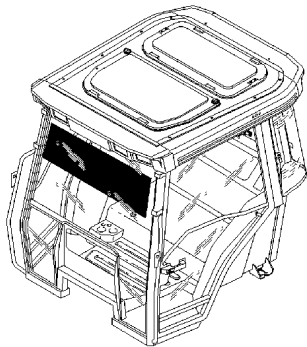
- |                |            |               |
|----------------|------------|---------------|
| 1 BOTÃO        | BUTTON     | PULSADOR      |
| 1 BOTÃO        | BUTTON     | PULSADOR      |
| 1 RESERVATÓRIO | CONTAINER  | CONTENEDOR    |
| 1 TAMPA        | COVER      | CUBIERTA      |
| 2 ARRUELA      | WASHER     | ARANDELA      |
| 2 PARAFUSO     | BOLT       | PERNO         |
| 1 RESERVATÓRIO | CONTAINER  | CONTENEDOR    |
| 1 BOMBA D'ÁGUA | WATER PUMP | BOMBA DE AGUA |
| 1 BUJÃO        | PLUG       | TAPON         |
| 1 JUNTA        | GASKET     | EMPAQUETADURA |
| 1 SUPORTE      | BRACKET    | SOPORTE       |
| 2 PARAFUSO     | BOLT       | PERNO         |
| 2 ARRUELA      | WASHER     | ARANDELA      |
| 1 TUBO         | PIPE       | CANO          |
| 2 PRESILHA     | STAPLE     | GRAPA         |
| 1 CONEXÃO      | CONNECTION | CONEXION      |



|   |           |   |    |            |         |             |
|---|-----------|---|----|------------|---------|-------------|
| 1 | 059363S1  | ◀ | 1  | SUPORTE    | BRACKET | SOPORTE     |
| 1 | 059364S1  | ▶ | 1  | SUPORTE    | BRACKET | SOPORTE     |
| 2 | 385361X1  |   | 14 | ARRUELA    | WASHER  | ARANDELA    |
| 3 | 1441461X1 |   | 32 | PORCA      | NUT     | TUERCA      |
| 4 | 339123X1  |   | 2  | PARAFUSO   | BOLT    | PERNO       |
| 5 | 059370P1  | ▶ | 1  | FECHAMENTO | COVER   | CUBIERTA    |
| 5 | 059371P1  | ▶ | 1  | FECHAMENTO | COVER   | CUBIERTA    |
| 6 | 059391P1  | ▶ | 1  | PÁRA-LAMA  | FENDER  | GUARDABARRO |
| 6 | 059392P1  | ▶ | 1  | PÁRA-LAMA  | FENDER  | GUARDABARRO |
| 7 | 061037P1  |   | 20 | ARRUELA    | WASHER  | ARANDELA    |

Conjunto Para-Sol  
Sun-Shield Assy  
Conjunto Dosei

110-190



- 1 3389749M1 [B]
- 2 1427000M1 [A]
- 3 3580257M1 [B]
- 4 339381X1 [B]
- 5 3389750M1 [B]
- 6 390971X1 [B]
- 7 339375X1 [B]
- 8 339560X1 [B]
- 9 3001163X1 [A]
- 10 3714072M91 [B]
- 11 365923X1 [B]

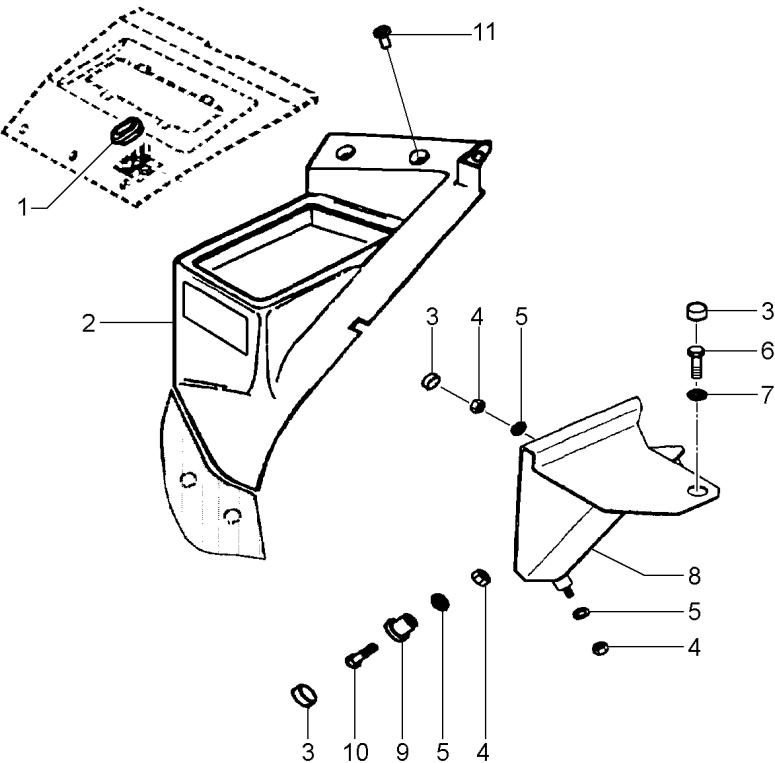
[A] SEM PARA-SOL  
WITHOUT SUN SHIELD  
SIN DOSEL

[B] COM PARA-SOL  
WITH SUN SHIELD  
CON DOSEL

- |             |         |           |
|-------------|---------|-----------|
| 1 SUPORTE   | BRACKET | SOPORTE   |
| 4 ARRUELA   | WASHER  | ARANDELA  |
| 4 PARAFUSO  | BOLT    | PERNO     |
| 4 ARRUELA   | WASHER  | ARANDELA  |
| 1 SUPORTE   | BRACKET | SOPORTE   |
| 2 ARRUELA   | WASHER  | ARANDELA  |
| 2 ARRUELA   | WASHER  | ARANDELA  |
| 2 PARAFUSO  | BOLT    | PERNO     |
| 4 PARAFUSO  | BOLT    | PERNO     |
| 1 VENEZIANA | SHUTTER | OBTURADOR |
| 2 PARAFUSO  | BOLT    | PERNO     |

Console Lateral  
Side Console  
Consola Lateral

110-195



- 1 3715170M1
- 2 053146P2
- 3 3616277M1
- 4 1441461X1
- 5 390972X1
- 6 339123X1
- 7 391039X1
- 8 3777494M3
- 9 058613P1
- 9 058614P1
- 10 339287X1
- 11 3042523M1

[A]

[A] SEM ASSENTO DE PASSAGEIRO  
WITHOUT PASSENGER SEAT  
SIN ASIENTO DEL PASAJERO

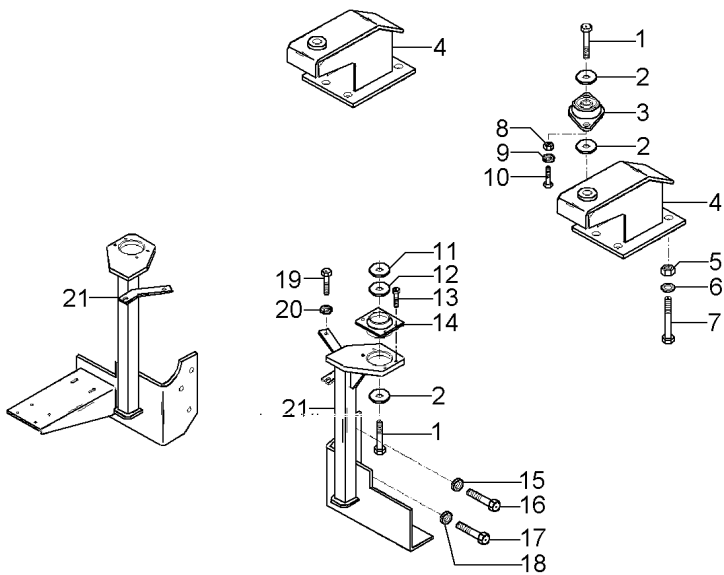
- |            |         |           |
|------------|---------|-----------|
| 1 BUJÃO    | PLUG    | TAPON     |
| 1 CONSOLE  | CONSOLE | CONSOLA   |
| 4 CAPA     | CAP     | TAPA      |
| 5 PORCA    | NUT     | TUERCA    |
| 5 ARRUELA  | WASHER  | ARANDELA  |
| 1 PARAFUSO | BOLT    | PERNO     |
| 1 ARRUELA  | WASHER  | ARANDELA  |
| 1 SUPORTE  | BRACKET | SOPORTE   |
| 1 BUCHA    | BUSH    | CASQUILLO |
| 1 BUCHA    | BUSH    | CASQUILLO |
| 2 PARAFUSO | BOLT    | PERNO     |
| 3 BUJÃO    | PLUG    | TAPON     |



Cabine Trator  
Tractor Cab  
Cabina Tractor

Suporte  
Support  
Soporte

110-200

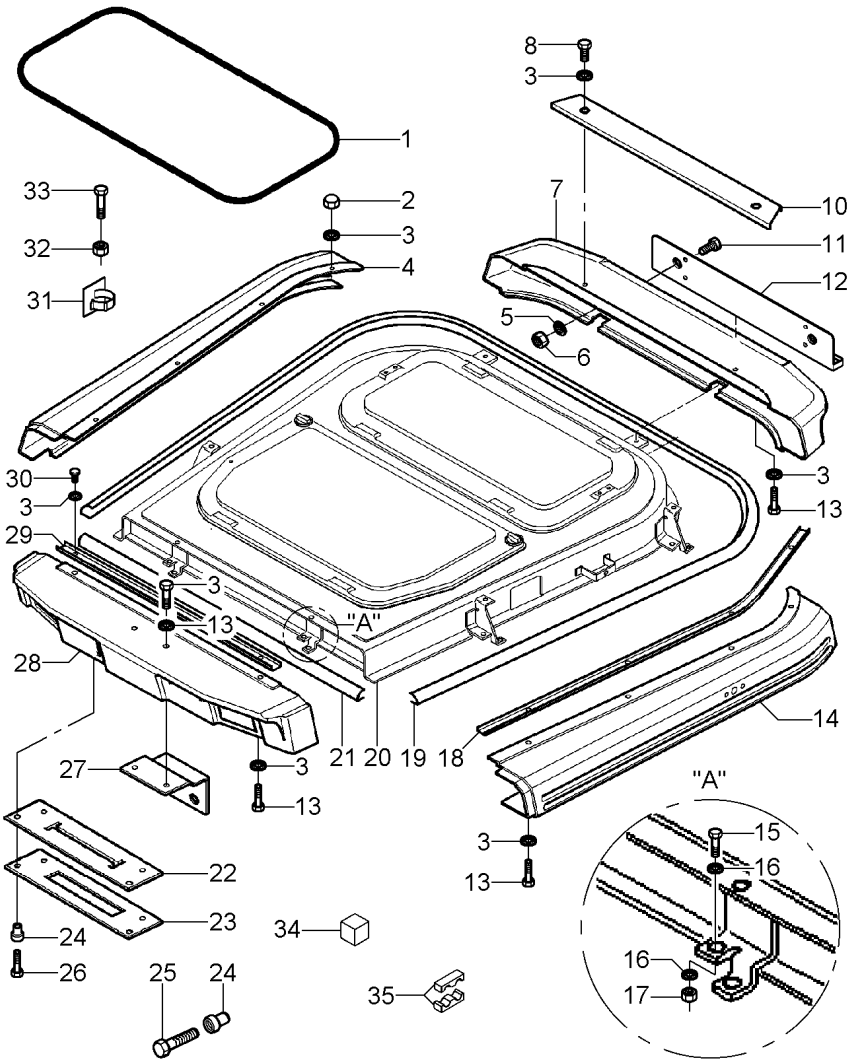


- 1 339805X1
- 2 3712809M2
- 3 3715926M1
- 4 051699S1
- 4 051700S1
- 5 366957X1
- 6 353775X1
- 7 373686X1
- 8 3009693X1
- 9 339376X1
- 10 3009492X1
- 11 3712809M2
- 12 3388272M1
- 13 339246X1
- 14 3712693M1
- 15 353439X1
- 16 354276X1
- 17 354651X1
- 18 353439X1
- 19 353439X1
- 20 353753X1
- 21 051705S2

[A]  
[A]  
[A]  
[B]  
[B]  
[B]

[A] TRASEIRO  
REAR  
TRASERO  
[B] DIANTEIRO  
FRONT  
DELANTERO

- |             |          |                 |
|-------------|----------|-----------------|
| 4 PARAFUSO  | BOLT     | PERNO           |
| 4 ESPAÇADOR | SPACER   | PIEZA DISTANCIA |
| 2 COXIM     | MOUNTING | MONTANTE        |
| 1 SUPORTE   | BRACKET  | SOPORTE         |
| 1 SUPORTE   | BRACKET  | SOPORTE         |
| 12 PORCA    | NUT      | TUERCA          |
| 12 ARRUELA  | WASHER   | ARANDELA        |
| 12 PARAFUSO | BOLT     | PERNO           |
| 16 PORCA    | NUT      | TUERCA          |
| 16 ARRUELA  | WASHER   | ARANDELA        |
| 8 PARAFUSO  | BOLT     | PERNO           |
| 2 ESPAÇADOR | SPACER   | PIEZA DISTANCIA |
| 4 ARRUELA   | WASHER   | ARANDELA        |
| 8 PARAFUSO  | BOLT     | PERNO           |
| 2 COXIM     | MOUNTING | MONTANTE        |
| 4 ARRUELA   | WASHER   | ARANDELA        |
| 4 PARAFUSO  | BOLT     | PERNO           |
| 2 PARAFUSO  | SCREW    | TORNILLO        |
| 2 ARRUELA   | WASHER   | ARANDELA        |
| 2 ARRUELA   | WASHER   | ARANDELA        |
| 1 SUPORTE   | BRACKET  | SOPORTE         |
| 1 SUPORTE   | BRACKET  | SOPORTE         |



- 1 3713159M1
- 2 3010594X1
- 3 391038X1
- 4 3712833M2
- 5 390972X1
- 6 339169X1
- 7 3712831M2
- 8 339262X1
- 10 3715679M1
- 11 1440022X1
- 12 3715422M1
- 13 339666X1
- 14 3712832M1
- 15 339123X1
- 16 3010597X1
- 17 339169X1
- 18 3715676M1
- 18 3715677M1
- 19 3714884M1
- 20 3714088M94
- 21 3714885M1
- 22 3714459M3
- 23 3714460M1
- 24 3713803M1
- 25 3009535X1
- 26 3010559X1
- 27 3714426M1
- 28 3713269M1
- 29 3715678M1
- 30 339804X1
- 31 3582094M1
- 32 3010819X1
- 33 1442172X1
- 34 062351P1
- 35 062273P1

[A] DIANTEIRA  
FRONT  
PROA

[B] TRASEIRA  
REAR  
TRASERA

- 1 JUNTA
- 8 PORCA
- 22 ARRUELA
- 1 GUARNIÇÃO
- 4 ARRUELA
- 4 PORCA
- 1 GUARNIÇÃO
- 2 PARAFUSO
- 1 PERFIL
- 4 PARAFUSO
- 1 DEFLETOR
- 8 PARAFUSO
- 1 GUARNIÇÃO
- 8 PARAFUSO
- 16 ARRUELA
- 8 PORCA
- 1 PERFIL
- 1 PERFIL
- 1 JUNTA
- 1 TETO
- 1 JUNTA
- 1 PROTEÇÃO
- 1 PROTEÇÃO
- 12 PORCA
- 8 PARAFUSO
- 4 PARAFUSO
- 1 SUPORTE
- 1 GUARNIÇÃO
- 1 PERFIL
- 2 PARAFUSO
- 7 PRESILHA
- 2 PORCA
- 2 PARAFUSO
- 2 VEDAÇÃO
- 2 PRESILHA

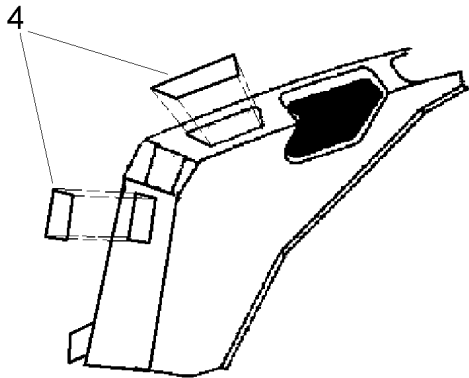
- GASKET
- NUT
- WASHER
- BEADING
- WASHER
- NUT
- FOAM
- BOLT
- PROFILE
- BOLT
- DEFLECTOR
- BOLT
- FOAM
- BOLT
- WASHER
- NUT
- PROFILE
- PROFILE
- GASKET
- ROOF
- GASKET
- GUARD
- GUARD
- NUT
- BOLT
- BOLT
- BRACKET
- FOAM
- PROFILE
- BOLT
- STAPLE
- NUT
- BOLT
- SEALING
- STAPLE

- EMPAQUETADURA.
- TUERCA
- ARANDELA
- GUARNICION
- ARANDELA
- TUERCA
- ESPUMA
- PERNO
- PERFIL
- PERNO
- DEFLECTOR
- PERNO
- ESPUMA
- PERNO
- ARANDELA
- TUERCA
- PERFIL
- PERFIL
- EMPAQUETADURA.
- TECHO
- EMPAQUETADURA.
- DEFENSA
- DEFENSA
- TUERCA
- PERNO
- PERNO
- SOPORTE
- ESPUMA
- PERFIL
- PERNO
- GRAPA
- TUERCA
- PERNO
- VEDACION
- GRAPA

Para-Lama  
Mudguard  
Guardabarros

Lado Direito  
Right Hand  
Lado Derecho

110-210

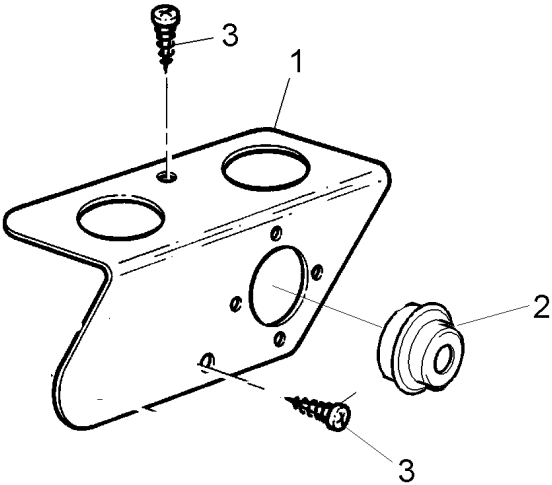


- 1 3713357M1
- 2 3713587M1
- 3 3010506X1
- 4 3712984M1

- 1 SUPORTE
- 1 BUJÃO
- 2 PARAFUSO
- 1 TAMPA

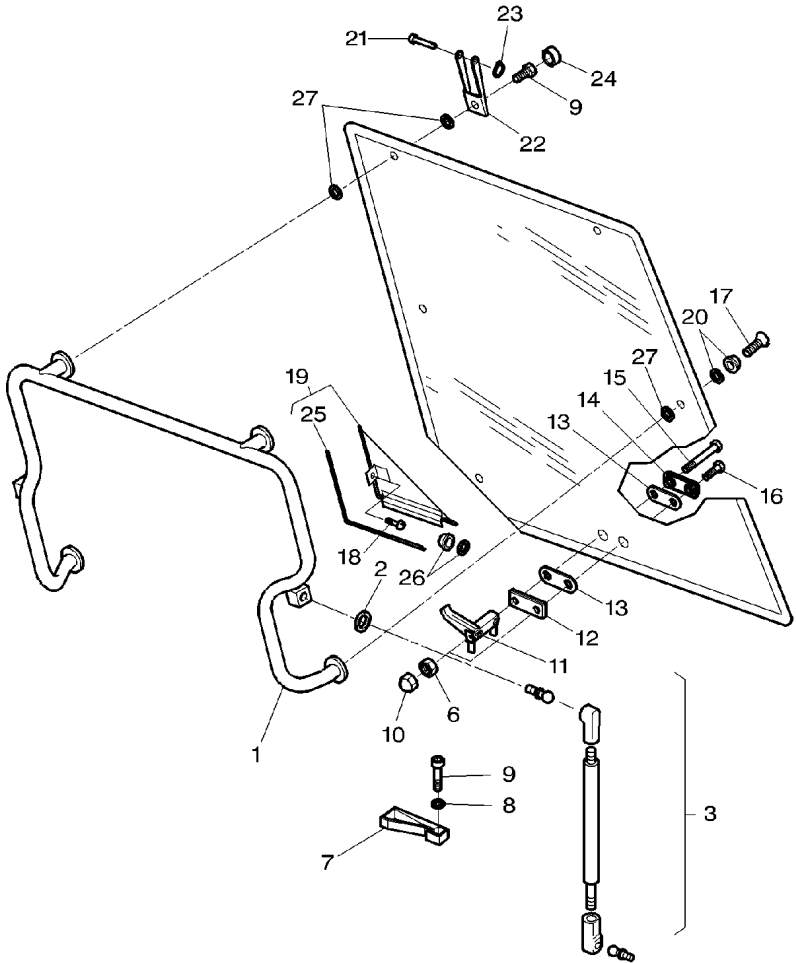
- BRACKET
- PLUG
- BOLT
- COVER

- SOPORTE
- TAPON
- PERNO
- CUBIERTA



Vidro Traseiro  
Rear Pane  
Cristal Trasero

110-215



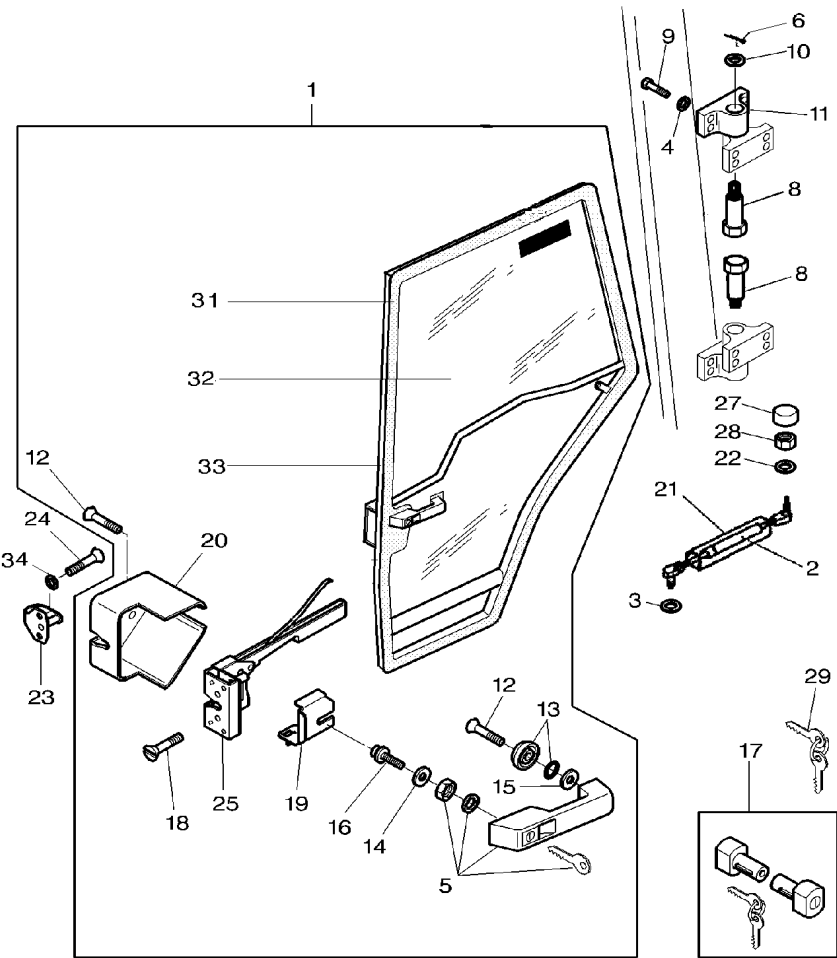
- 1 3902135M92
- 2 391025X1
- 3 3902140M1
- 6 1441204X1
- 7 3619610M1
- 8 391289X1
- 9 3010775X1
- 9 3902498M1
- 10 3619609M1
- 11 3619605M1
- 12 3619604M1
- 13 3619906M1
- 14 3619603M1
- 15 3619907M1
- 16 3619908M1
- 17 3902412M1
- 18 339228X1
- 19 3902386M91
- 20 3902145M1
- 21 3902137M1
- 22 3902136M2
- 23 1440988X1
- 24 3902129M1
- 25 3902417M1
- 26 3619241M1
- 27 3902365M1

19

- |              |          |                |
|--------------|----------|----------------|
| 1 SUPORTE    | BRACKET  | SOPORTE        |
| 4 ARRUELA    | WASHER   | ARANDELA       |
| 2 CILINDRO   | CYLINDER | CILINDRO       |
| 2 PORCA      | NUT      | TUERCA         |
| 1 FIXAÇÃO    | FASTENER | CIERRE         |
| 2 ARRUELA    | WASHER   | ARANDELA       |
| 4 PARAFUSO   | BOLT     | PERNO          |
| 4 PARAFUSO   | BOLT     | PERNO          |
| 2 CAPA       | CAP      | TAPA           |
| 1 MAÇANETA   | HANDLE   | MANETA         |
| 1 PLACA      | PLATE    | PLATO          |
| 2 JUNTA      | GASKET   | EMPAQUETADURA. |
| 1 PLACA      | PLATE    | PLATO          |
| 1 PARAFUSO   | BOLT     | PERNO          |
| 1 PARAFUSO   | BOLT     | PERNO          |
| 2 PARAFUSO   | BOLT     | PERNO          |
| 1 PARAFUSO   | BOLT     | PERNO          |
| 1 PLACA      | PLATE    | PLATO          |
| 2 COXIM      | MOUNTING | MONTANTE       |
| 2 PINO       | PIN      | PASADOR        |
| 2 GANCHO     | HOOK     | GANCHO         |
| 2 ANEL TRAVA | CIRCLIP  | CIRCULITO      |
| 2 CAPA       | CAP      | TAPA           |
| 1 JUNTA      | GASKET   | EMPAQUETADURA. |
| 1 BOTÃO      | BUTTON   | PULSADOR       |
| 6 ARRUELA    | WASHER   | ARANDELA       |

Porta  
Door  
Puerta

110-220



- 1
- 2 3902121M2
- 3 391025X1
- 4 385361X1
- 5 3902356M91
- 6 1442963X1
- 8 055558P1
- 9 3010509X1
- 10 390216X1
- 11 3902116M1
- 12 3009430X1
- 13 3902145M1
- 14 1441462X1
- 15 3902366M1
- 16 3902368M1
- 17 3902370M91
- 18 3009432X1
- 20 3804661M1
- 21 3902415M1
- 22 391025X1
- 23 3902372M1
- 24 3010775X1
- 25 3804663M1
- 27 3616277M1
- 28 339169X1
- 29 3902584M91
- 31 3902122M1
- 32 3902123M1
- 33 3712836M1
- 34 391038X1

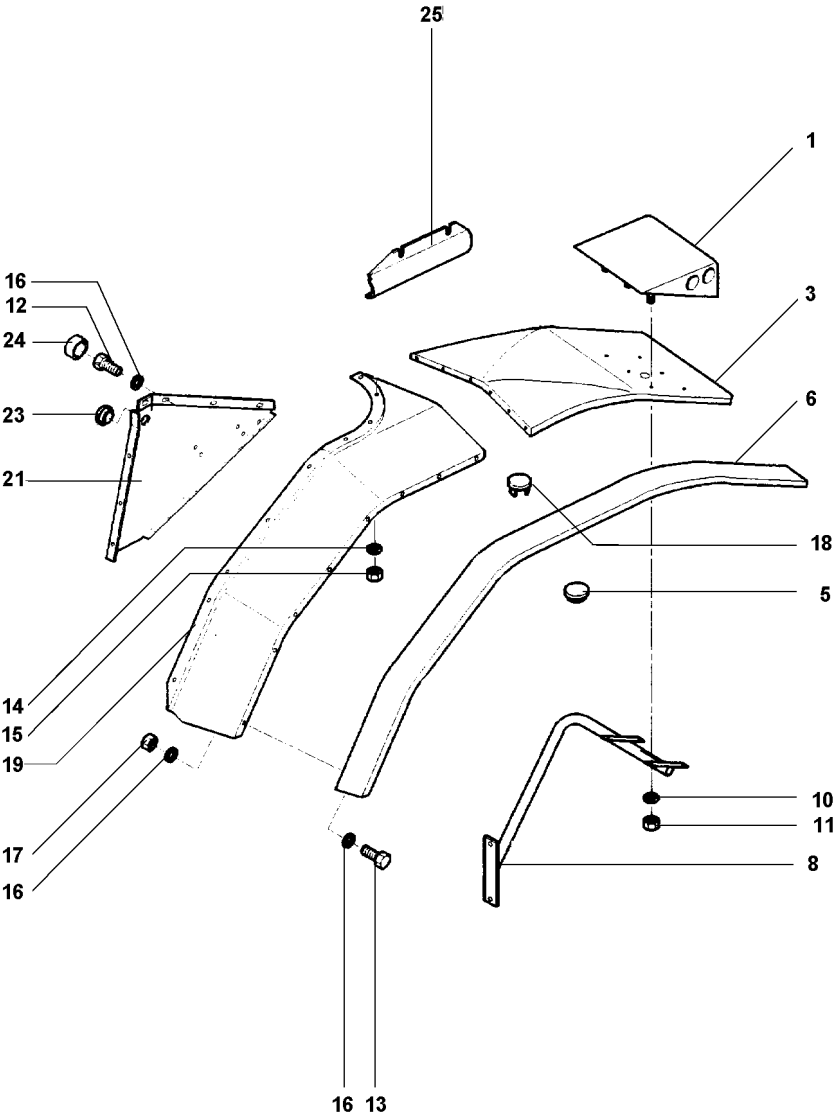
- 2 PORTA
- 2 CILINDRO
- 1 ARRUELA
- 8 ARRUELA
- 1 MAÇANETA
- 2 CONTRAPINO
- 2 PINO
- 8 PARAFUSO
- 2 ARRUELA
- 2 DOBRADIÇA
- 2 PARAFUSO
- 1 COXIM
- 1 PORCA
- 1 ARRUELA
- 1 PARAFUSO
- 1 FECHADURA
- 1 PARAFUSO
- 1 TAMPA
- 1 PROTETOR
- 1 ARRUELA
- 1 TRINCO
- 1 PARAFUSO
- 1 TRINCO
- 1 CAPA
- 1 PORCA
- 1 CHAVE PORTA
- 1 JUNTA
- 1 VIDRO
- 1 MOLDURA
- 1 ARRUELA

- DOOR
- CYLINDER
- WASHER
- WASHER
- HANDLE
- DOWEL
- PIN
- BOLT
- WASHER
- HINGE
- BOLT
- MOUNTING
- NUT
- WASHER
- BOLT
- LOCK
- BOLT
- COVER
- PROTECTOR
- WASHER
- LATCH
- BOLT
- LATCH
- CAP
- NUT
- KEY DOOR
- JOINT
- GLASS
- MOULDING
- WASHER

- PUERTA
- CILINDRO
- ARANDELA
- ARANDELA
- MANETA
- CENTRAJE
- PASADOR
- PERNO
- ARANDELA
- BISAGRA
- PERNO
- MONTANTE
- TUERCA
- ARANDELA
- PERNO
- CERRADURA
- PERNO
- CUBIERTA
- PROTECTOR
- ARANDELA
- CERROJO
- PERNO
- CERROJO
- TAPA
- TUERCA
- CLAVE DE PUERTA
- JUNTA
- CRISTAL
- BORDON
- ARANDELA

Para-Lama  
Mudguard  
Guardabarros

110-225



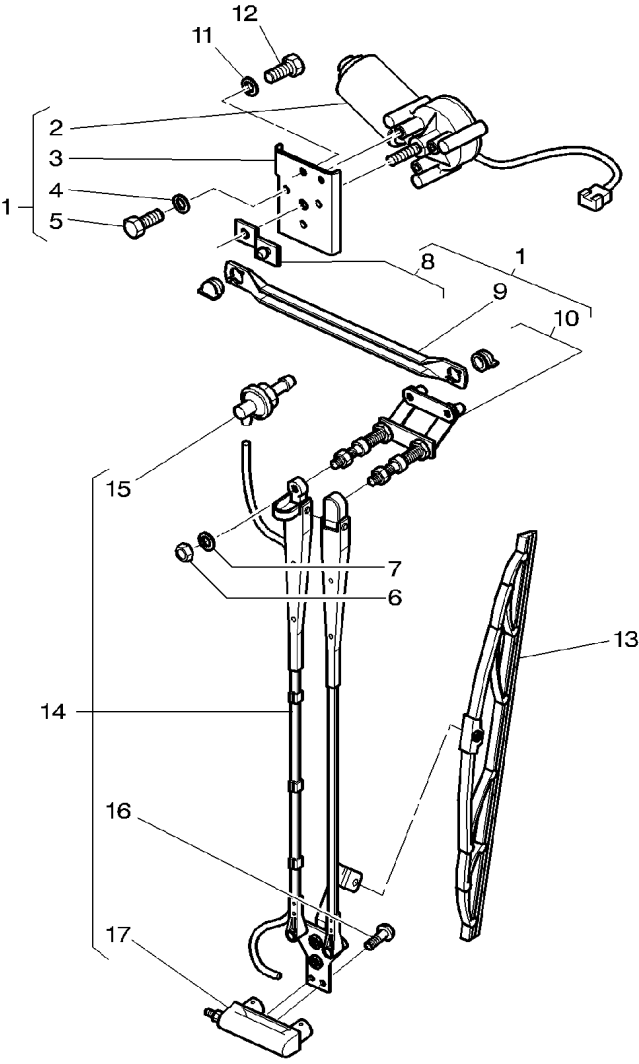
- 1 3712967M1
- 1 3712968M1
- 3 3712963M1
- 3 3712964M1
- 5 1699748M1
- 6 3712969M1
- 6 3712970M1
- 8 3714326M2
- 8 3714327M2
- 10 391038X1
- 11 339030X1
- 12 339761X1
- 13 339123X1
- 14 391039X1
- 16 385361X1
- 17 1441461X1
- 18 3146286M1
- 19 3712961M2
- 19 3712962M2
- 21 3713428M2
- 21 3713429M2
- 23 832882M1
- 24 3010467X1
- 25 3714096M1



|             |           |             |
|-------------|-----------|-------------|
| 1 EXTENSÃO  | EXTENSION | EXTENSION   |
| 1 EXTENSÃO  | EXTENSION | EXTENSION   |
| 1 EXTENSÃO  | EXTENSION | EXTENSION   |
| 1 EXTENSÃO  | EXTENSION | EXTENSION   |
| 6 BUJÃO     | PLUG      | TAPON       |
| 1 EXTENSÃO  | EXTENSION | EXTENSION   |
| 1 EXTENSÃO  | EXTENSION | EXTENSION   |
| 1 APOIO     | BASE      | BASE        |
| 1 APOIO     | BASE      | BASE        |
| 12 ARRUELA  | WASHER    | ARANDELA    |
| 12 PORCA    | NUT       | TUERCA      |
| 8 PARAFUSO  | BOLT      | PERNO       |
| 36 PARAFUSO | BOLT      | PERNO       |
| 30 ARRUELA  | WASHER    | ARANDELA    |
| 70 ARRUELA  | WASHER    | ARANDELA    |
| 70 PORCA    | NUT       | TUERCA      |
| 1 TAMPÃO    | PAD       | ALMOHADILLA |
| 1 PÁRA-LAMA | FENDER    | GUARDABARRO |
| 1 PÁRA-LAMA | FENDER    | GUARDABARRO |
| 1 PLACA     | PLATE     | PLATO       |
| 1 PLACA     | PLATE     | PLATO       |
| 2 PASSA-FIO | GROMMET   | PASACABLE   |
| 8 ARRUELA   | WASHER    | ARANDELA    |
| 1 PROTETOR  | PROTECTOR | PROTECTOR   |

Limpador De Parabrisa  
Windscreen Wiper  
Varillaje De Limpiaparabrisas

110-230

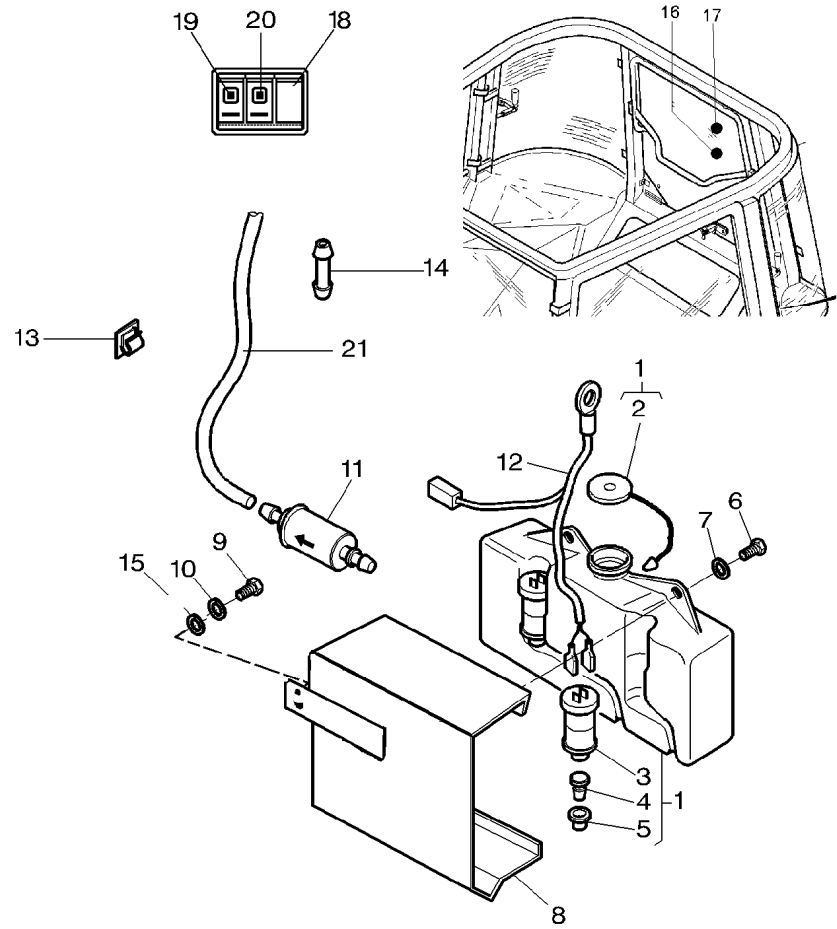


|    |            |    |
|----|------------|----|
| 1  | 3777005M2  |    |
| 2  | 3777698M92 | 1  |
| 3  | 3902338M1  | 1  |
| 4  | 391289X1   | 1  |
| 5  | 339560X1   | 1  |
| 6  | 339169X1   | 1  |
| 7  | 339024X1   | 1  |
| 8  | 3902341M1  | 1  |
| 9  | 3902340M1  | 1  |
| 10 | 3902339M92 | 1  |
| 11 | 339024X1   |    |
| 12 | 339124X1   |    |
| 13 | 3714194M1  |    |
| 14 | 3715612M1  |    |
| 15 | 3902342M1  | 14 |
| 16 | 3902460M1  | 14 |
| 17 | 3902343M1  | 14 |

|   |          |            |          |
|---|----------|------------|----------|
| 1 | MOTOR    | ENGINE     | MOTOR    |
| 1 | MOTOR    | ENGINE     | MOTOR    |
| 1 | SUPORTE  | BRACKET    | SOPORTE  |
| 1 | ARRUELA  | WASHER     | ARANDELA |
| 3 | PARAFUSO | BOLT       | PERNO    |
| 1 | PORCA    | NUT        | TUERCA   |
| 2 | ARRUELA  | WASHER     | ARANDELA |
| 1 | ALAVANCA | LEVER      | PALANCA  |
| 1 | BIELA    | CONROD     | BIELA    |
| 1 | SUPORTE  | BRACKET    | SOPORTE  |
| 2 | ARRUELA  | WASHER     | ARANDELA |
| 2 | PARAFUSO | BOLT       | PERNO    |
| 1 | PALHETA  | VANE       | PALETA   |
| 1 | BRAÇO    | ARM        | BRAZO    |
| 1 | CONEXÃO  | CONNECTION | CONEXION |
| 2 | PARAFUSO | BOLT       | PERNO    |
| 1 | SUPORTE  | BRACKET    | SOPORTE  |

Lavador Do Parabrisa  
Windscreen Washer  
Lavaparabrisas

110-235



- 1 3582444M91
- 2 3106496M1 1
- 3 3582441M1 1
- 4 3582442M1 1
- 5 3582443M1 1
- 6 339124X1
- 7 391039X1
- 8 057343S1
- 9 339123X1
- 10 339374X1
- 13 1677803M1
- 15 339024X1
- 19 053173T1 [B]
- 20 053176T1 [C]
- 21 3714120M2

[B] LIMPADOR  
WASHER  
LIMPIADOR

[C] EJETOR DE ÁGUA  
WATER EJECTOR  
EYECTOR DE AGUA

- |                |            |               |
|----------------|------------|---------------|
| 1 RESERVATÓRIO | CONTAINER  | CONTENEDOR    |
| 1 TAMPA        | COVER      | CUBIERTA      |
| 1 BOMBA D'ÁGUA | WATER PUMP | BOMBA DE AGUA |
| 1 BUJÃO        | PLUG       | TAPON         |
| 1 JUNTA        | GASKET     | EMPAQUETADURA |
| 2 PARAFUSO     | BOLT       | PERNO         |
| 2 ARRUELA      | WASHER     | ARANDELA      |
| 1 SUPORTE      | BRACKET    | SOPORTE       |
| 2 PARAFUSO     | BOLT       | PERNO         |
| 2 ARRUELA      | WASHER     | ARANDELA      |
| 2 PRESILHA     | STAPLE     | GRAPA         |
| 2 ARRUELA      | WASHER     | ARANDELA      |
| 1 BOTÃO        | BUTTON     | PULSADOR      |
| 1 INTERRUPTOR  | SWITCH     | INTERRUPTOR   |
| 1 TUBO         | PIPE       | CANO          |

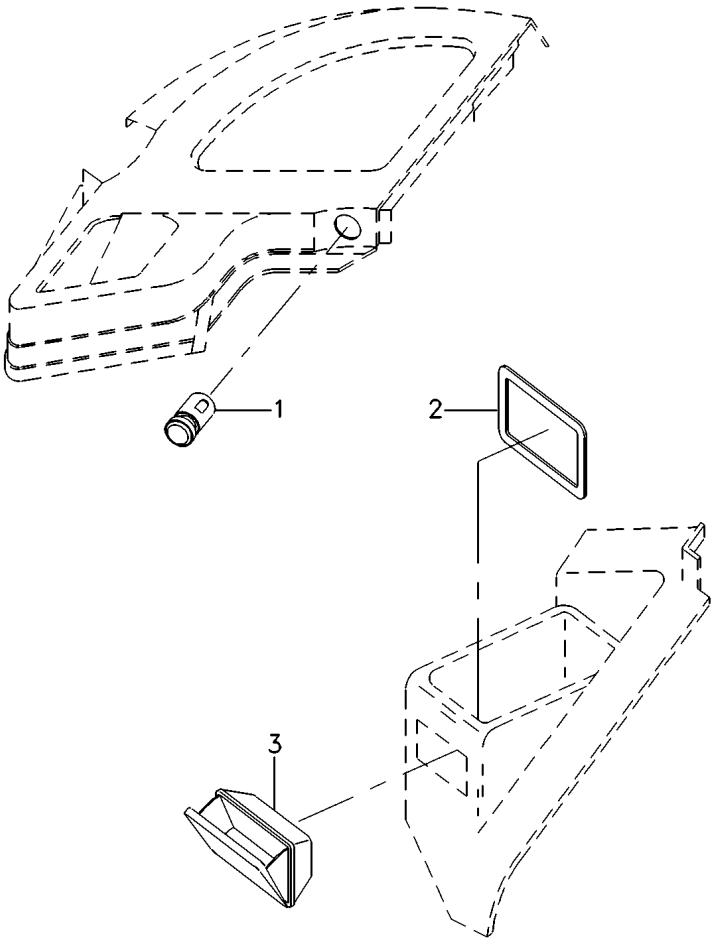


Acendedor E Cinzeiro  
Cigar Lighter And Ashtray  
Encendedor Cigarillos Y Cenicero

110-240

- 1 3617848M91
- 2 053147P1
- 3 3712912M1

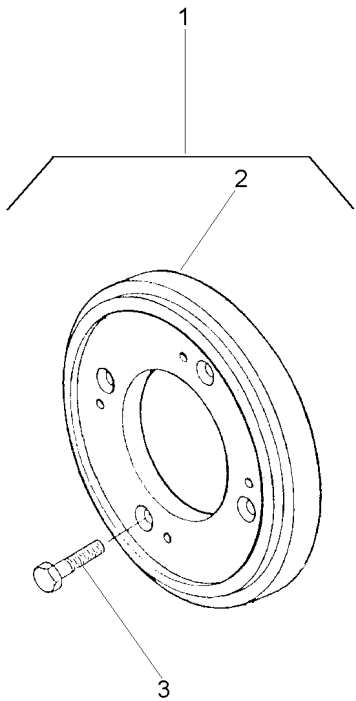
- |              |         |            |
|--------------|---------|------------|
| 1 ACENDEADOR | LIGHTER | ENCENDEDOR |
| 1 SUPORTE    | BRACKET | SOPORTE    |
| 1 CINZEIRO   | ASHTRAY | CENICERO   |



Peso Da Roda Traseira  
Rear Wheel Weights  
Contrapesos De La Roda Trasera

3 + 3 X 88 Kg  
3 + 3 X 88 Kg  
3 + 3 X 88 Kg

130-10



- 1
- 2 3408287M1
- 3 354285X1

3149099M91

- 1
- 1

- 1 CJ. PESO
- 6 PESO
- 24 PARAFUSO

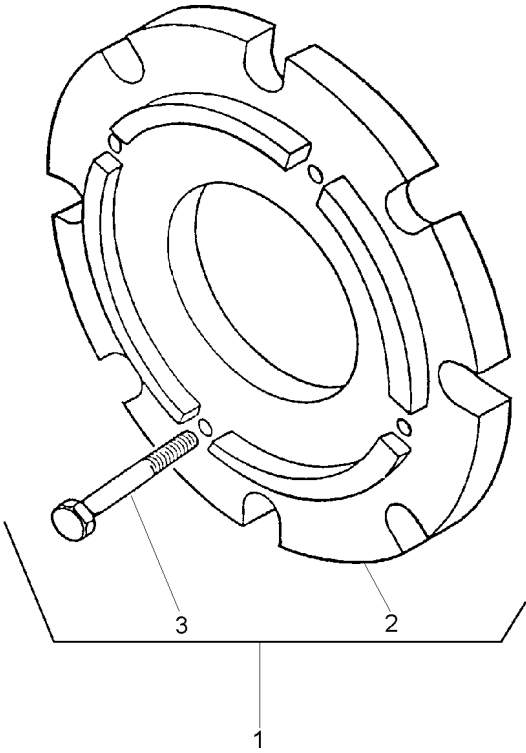
WEIGHT  
WEIGHT  
BOLT

PESA  
PESA  
PERNO

Peso Da Roda Traseira  
Rear Wheel Weights  
Contrapesos De La Roda Trasera

1 + 1 X 72 Kg  
1 + 1 X 72 Kg  
1 + 1 X 72 Kg

130-15



- 1
- 2 3408287M1
- 3 354285X1

3408347M91

- 1
- 1

- 1 CJ. PESO
- 2 PESO
- 8 PARAFUSO

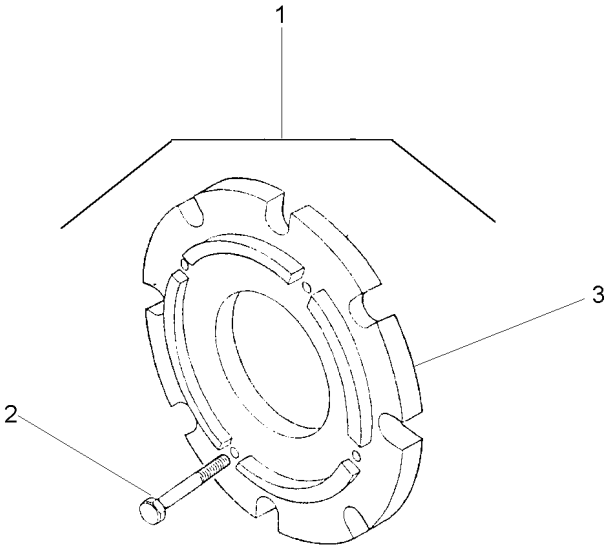
WEIGHT  
WEIGHT  
BOLT

PESA  
PESA  
PERNO

Peso Da Roda Traseira  
Rear Wheel Weights  
Contrapesos De La Roda Trasera

4 + 4 X 72 Kg  
4 + 4 X 72 Kg  
4 + 4 X 72 Kg

130-20



- 1
- 2 354285X1
- 3 3408287M1

027968N1

- 1 CJ. PESO
- 32 PARAFUSO
- 8 PESO

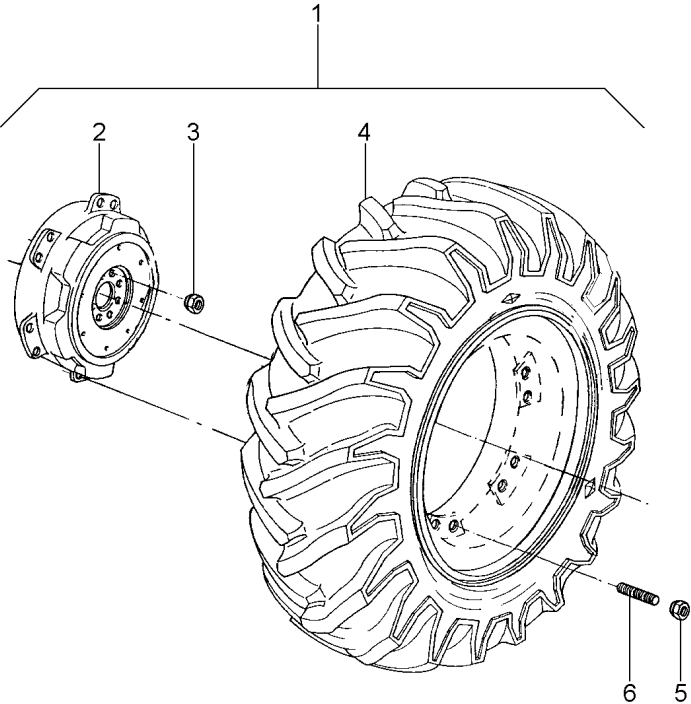
WEIGHT  
BOLT  
WEIGHT

PESA  
PERNO  
PESA

Rodas Traseiras  
Rear Wheels  
Ruedas Traseras

18.4 X 38 R1  
18.4 X 38 R1  
18.4 X 38 R1

130-25



- 1 3412750M91  
2 3411093M1  
3 1487085M1  
4 3410894M91  
5 881162M2  
6 488988M2

- 1 3412750M91  
1 130-105 No

- 1 RODAGEM  
2 CUBO  
20 PORCA  
2 CJ. ARO/PNEU  
20 PORCA  
20 PRISIONEIRO

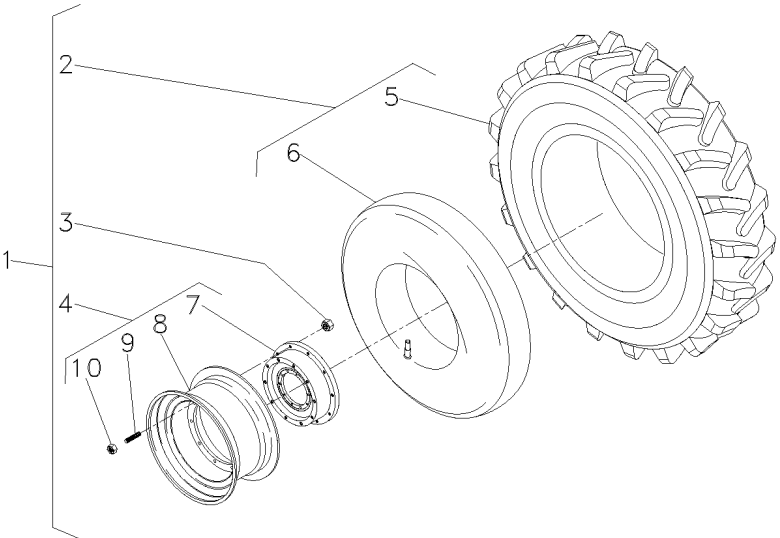
- WHEELS  
HUB  
NUT  
WHEEL AND TYRE  
NUT  
STUD

- RODAJE  
CUBO  
TUERCA  
RUEDA Y NEUMATIC  
TUERCA  
ESPARRAGO

Rodas Traseiras  
Rear Wheels  
Ruedas Traseras

23.1 X 30 R1  
23.1 X 30 R1  
23.1 X 30 R1

130-30



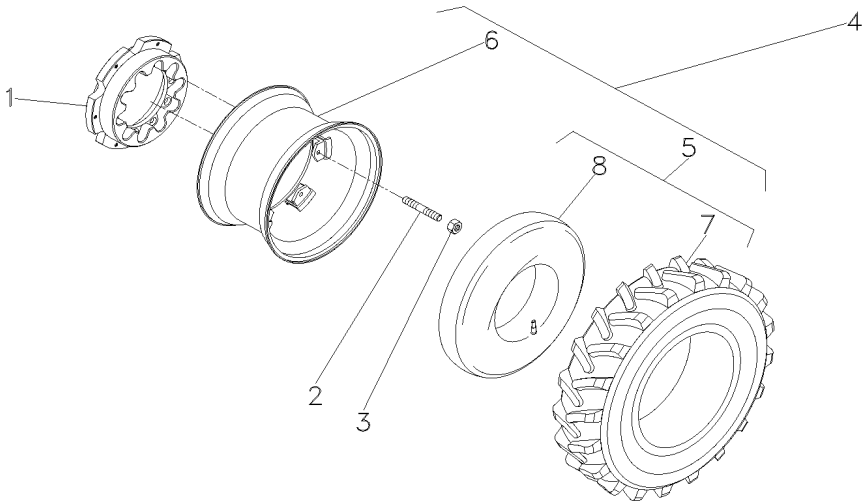
- |    |            |            |
|----|------------|------------|
| 1  |            | 3408637M91 |
| 2  | 834924M91  | 1          |
| 3  | 1487085M1  | 1          |
| 4  | 3408339M91 | 1          |
| 5  | 834923M1   | 2          |
| 6  | 834337M1   | 2          |
| 7  | 3149762M1  | 4          |
| 8  | 046161T1   | 4          |
| 9  | 488988M2   | 4          |
| 10 | 881162M2   | 4          |

- |    |                  |               |                |
|----|------------------|---------------|----------------|
| 1  | CJ. RODAGEM      | WHEELS        | RODAJE         |
| 2  | CJ.PNEU E CÂMARA | TYRE AND TUBE | NEUM.Y.CAMARA  |
| 16 | PORCA            | NUT           | TUERCA         |
| 2  | CJ. RODA         | KIT, WHEEL    | JUEGO DE RUEDA |
| 1  | PNEU             | TYRE          | NEUMATICO      |
| 1  | CÂMARA           | CHAMBER       | CAMARA         |
| 1  | DISCO            | DISC          | DISCO          |
| 1  | ARO              | RIM           | LLANTA         |
| 10 | PRISIONEIRO      | STUD          | ESPARRAGO      |
| 10 | PORCA            | NUT           | TUERCA         |

Rodas Dianteiras  
Front Wheels  
Ruedas Delanteras

14.9 X 28 R2 - 6  
14.9 X 28 R2 - 6  
14.9 X 28 R2 - 6

130-35



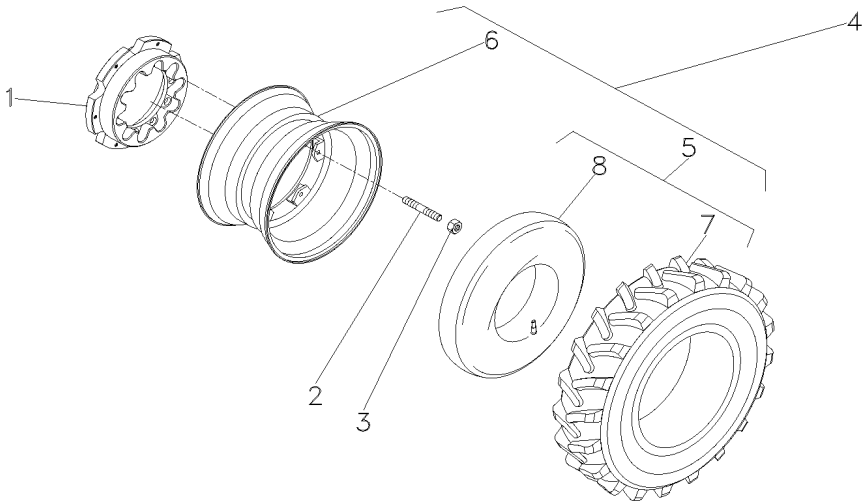
- 1 021071P1
- 2 040869P1
- 3 881162M2
- 4 021064N1
- 5 487540M91 4
- 6 021070S2 4
- 7 487539M1 5
- 8 828539M1 5

- |                    |               |                |
|--------------------|---------------|----------------|
| 2 CUBO             | HUB           | CUBO           |
| 12 PRISIONEIRO     | STUD          | ESPARRAGO      |
| 12 PORCA           | NUT           | TUERCA         |
| 2 CJ. RODA         | KIT, WHEEL    | JUEGO DE RUEDA |
| 2 CJ.PNEU E CÂMARA | TYRE AND TUBE | NEUM.Y.CAMARA  |
| 2 ARO              | RIM           | LLANTA         |
| 2 PNEU             | TYRE          | NEUMATICO      |
| 2 CÂMARA           | CHAMBER       | CAMARA         |

Rodas Dianteiras  
Front Wheels  
Ruedas Delanteras

18.4 X 26 R1 10  
18.4 X 26 R1 10  
18.4 X 26 R1 10

130-40



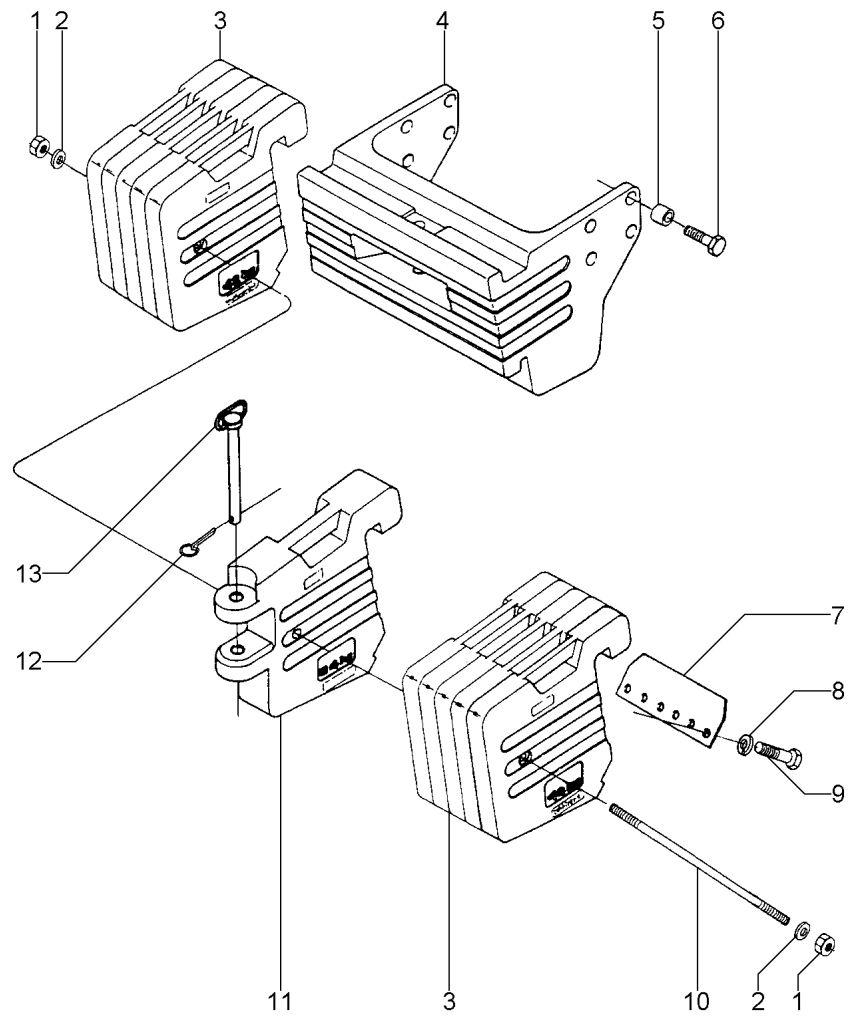
- 1 021071P1
- 2 040869P1
- 3 881162M2
- 4 036224N1
- 5 2833361M91 4
- 6 036189S1 4
- 7 2833359M1 5
- 8 2833360M1 5

- |                    |               |                |
|--------------------|---------------|----------------|
| 2 CUBO             | HUB           | CUBO           |
| 12 PRISIONEIRO     | STUD          | ESPARRAGO      |
| 12 PORCA           | NUT           | TUERCA         |
| 2 CJ. RODA         | KIT, WHEEL    | JUEGO DE RUEDA |
| 2 CJ.PNEU E CÂMARA | TYRE AND TUBE | NEUM.Y.CAMARA  |
| 2 ARO              | RIM           | LLANTA         |
| 2 PNEU             | TYRE          | NEUMATICO      |
| 2 CÂMARA           | CHAMBER       | CAMARA         |



Suporte E Pesos Dianteiros  
Bracket And Front Wheight  
Soporte Y Pesos Delanteros

130-45



- 1 375112X1
- 2 3585377M1
- 3 020050P1
- 4 020049P1
- 5 020047P1
- 6 369253X1
- 7 020046P1
- 8 353433X1
- 9 3145222M1
- 10 020041P1
- 11 020051P1
- 12 810285M92
- 13 020043N1

- 2 PORCA
- 2 ARRUELA
- 10 PESO
- 1 SUPORTE
- 8 BUCHA
- 8 PARAFUSO
- 2 PLACA
- 12 ARRUELA
- 12 PARAFUSO
- 1 PRISIONEIRO
- 1 PESO
- 1 PINO
- 1 C.J. PINO

- NUT
- WASHER
- WEIGHT
- BRACKET
- BUSH
- BOLT
- PLATE
- WASHER
- BOLT
- STUD
- WEIGHT
- PIN
- KIT, PIN

- TUERCA
- ARANDELA
- PESA
- SOPORTE
- CASQUILLO
- PERNO
- PLATO
- ARANDELA
- PERNO
- ESPARRAGO
- PESA
- PASADOR
- JUEGO PASADOR

Peso Da Roda Traseira  
Rear Wheel Weights  
Contrapesos De La Roda Trasera

2 + 2 X 72 Kg  
2 + 2 X 72 Kg  
2 + 2 X 72 Kg

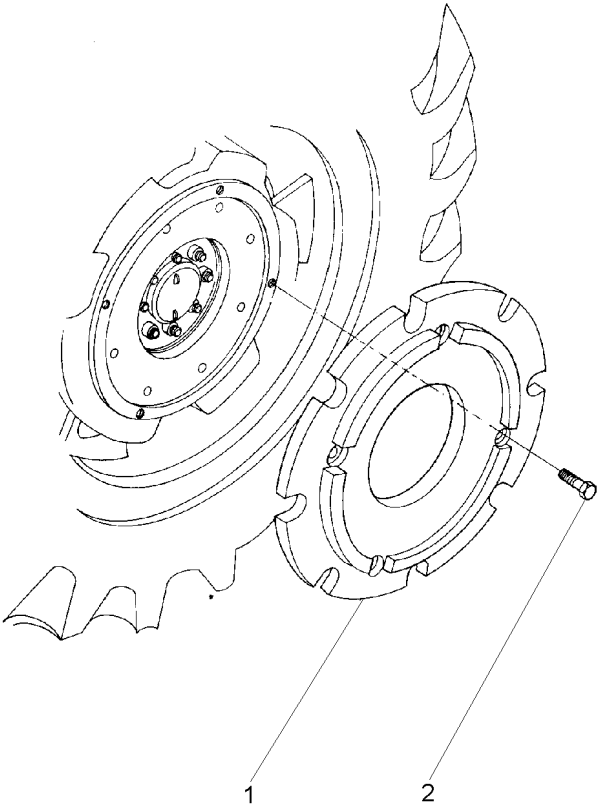
130-50

- 1 3408287M1
- 2 354285X1

4 PESO  
16 PARAFUSO

WEIGHT  
BOLT

PESA  
PERNO



Rodas Traseiras  
Rear Wheels  
Ruedas Traseras

24.5 X 32 R1  
24.5 X 32 R1  
24.5 X 32 R1

130-55

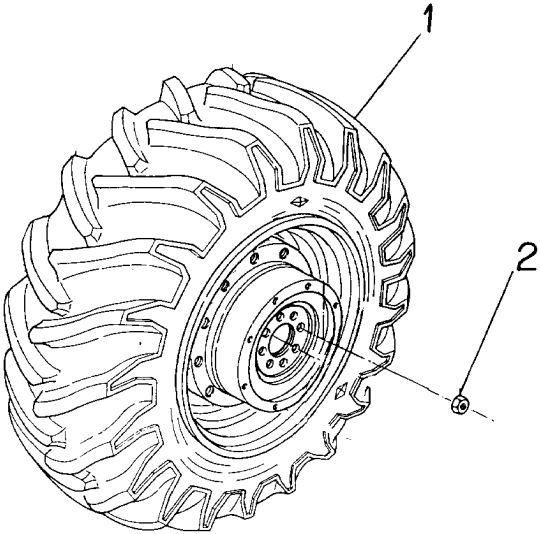
- 1 042223N1
- 2 1487085M1

130-110 No

- 1 CJ. ARO/PNEU
- 16 PORCA

WHEEL AND TYRE  
NUT

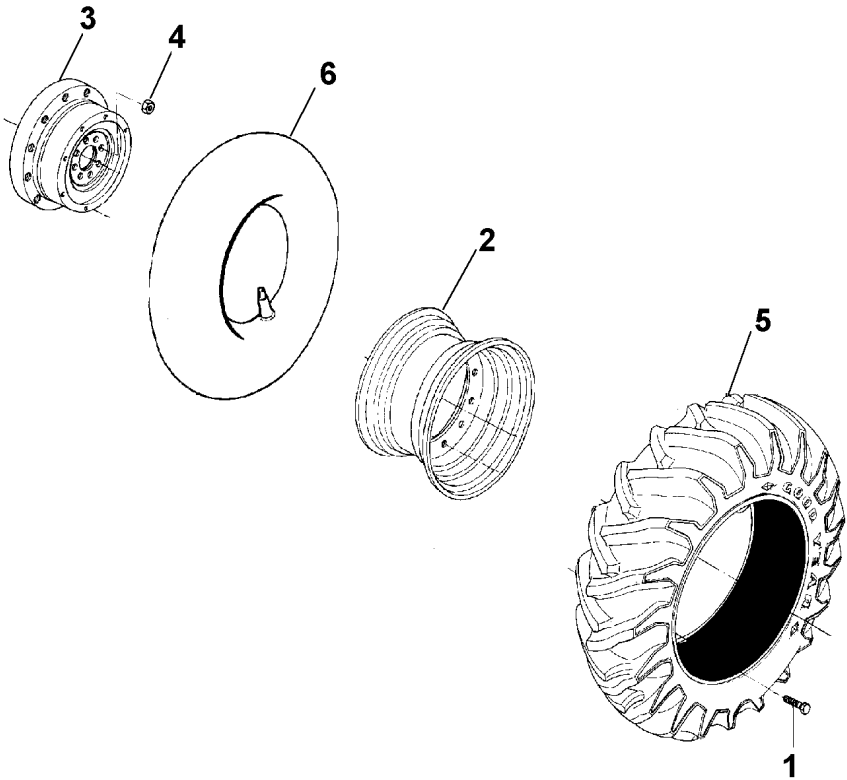
RUEDA Y NEUMATIC  
TUERCA



Rodas Traseiras  
Rear Wheels  
Ruedas Traseras

23.1 X 30 R2  
23.1 X 30 R2  
23.1 X 30 R2

130-60



- 1 021722P1
- 2 3408343M91
- 3 3585984M1
- 4 1487085M1
- 5 050395P1
- 6 834337M1

- 20 PARAFUSO
- 2 ARO
- 2 DISCO
- 16 PORCA
- 2 PNEU
- 2 CÂMARA

- BOLT
- RIM
- DISC
- NUT
- TYRE
- CHAMBER

- PERNO
- LLANTA
- DISCO
- TUERCA
- NEUMATICO
- CAMARA

Rodas Traseiras  
Rear Wheels  
Ruedas Traseras

130-65

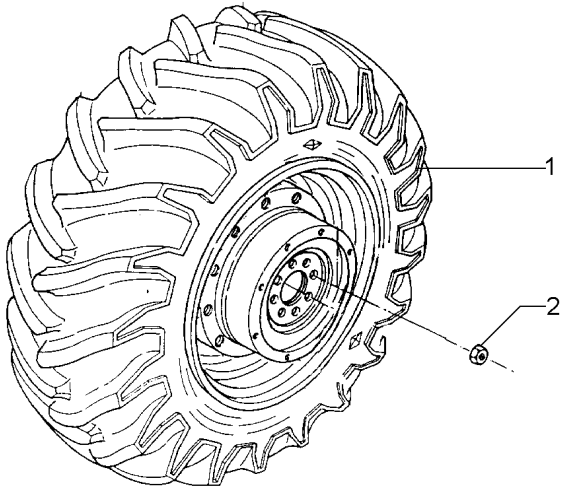
- 1 051695N1
- 2 1487085M1

130-115 No

- 1 CJ. RODA
- 16 PORCA

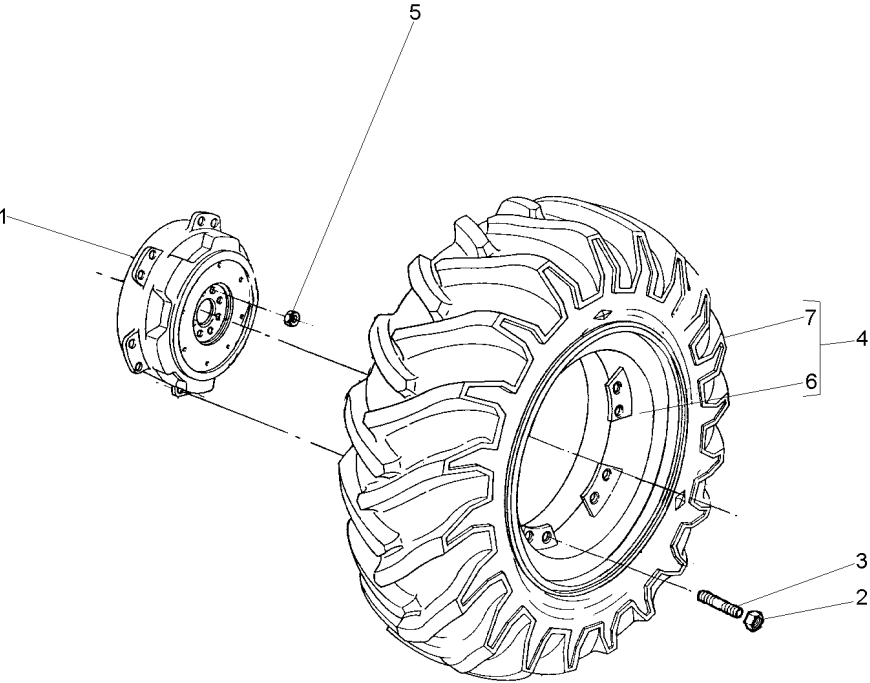
KIT, WHEEL  
NUT

JUEGO DE RUEDA  
TUERCA



Rodas Traseiras  
Rear Wheels  
Ruedas De Direccion

130-70



- 1 3585984M1
- 2 881162M2
- 3 488988M2
- 4 064954N1
- 5 1487085M1
- 6 064816S1
- 7 3585999M91

W18LX38  
👁 130-120 No

- 2 DISCO
- 24 PORCA
- 24 PRISIONEIRO
- 2 CJ. RODA
- 16 PORCA
- 2 ARO
- 2 CJ.PNEU E CÂMARA

DISC  
NUT  
STUD  
KIT, WHEEL  
NUT  
RIM  
TYRE AND TUBE

DISCO  
TUERCA  
ESPARRAGO  
JUEGO DE RUEDA  
TUERCA  
LLANTA  
NEUM.Y.CAMARA

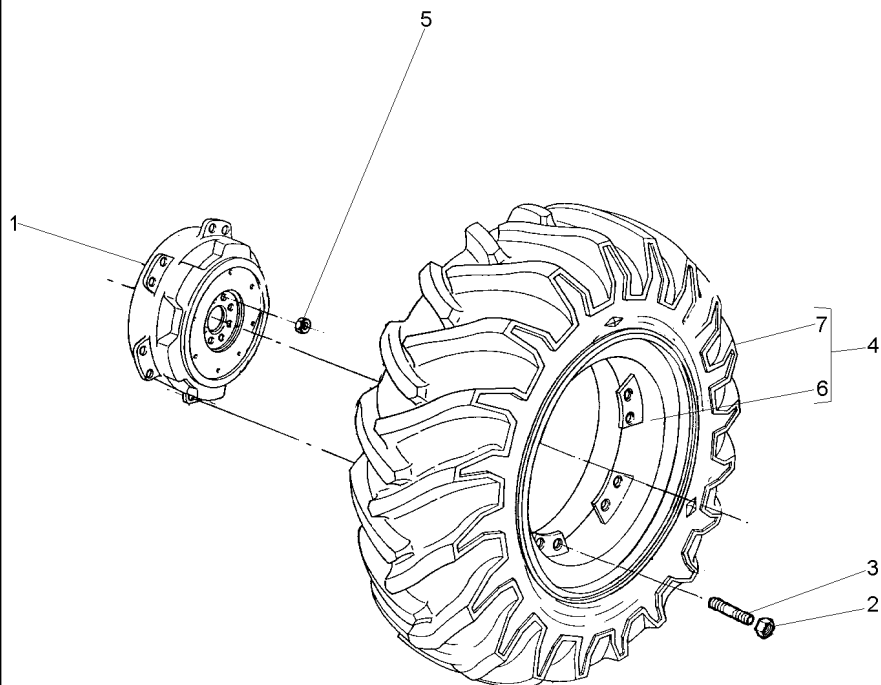
|              |
|--------------|
| 18.4 X 38 R1 |
| 18.4 X 38 R1 |
| 18.4 X 38 R1 |

1 3585984M1  
2 881162M2  
3 488988M2  
4 065498N1  
5 1487085M1  
6 065500S1  
7 3410893M91

2 DISCO  
20 PORCA  
20 PRISIONEIRO  
2 CJ. RODA  
16 PORCA  
1 ARO  
1 CJ.PNEU E CÂMARA

DISC  
NUT  
STUD  
KIT, WHEEL  
NUT  
RIM  
TYRE AND TUBE

DISCO  
TUERCA  
ESPARRAGO  
JUEGO DE RUEDA  
TUERCA  
LLANTA  
NEUM.Y.CAMARA



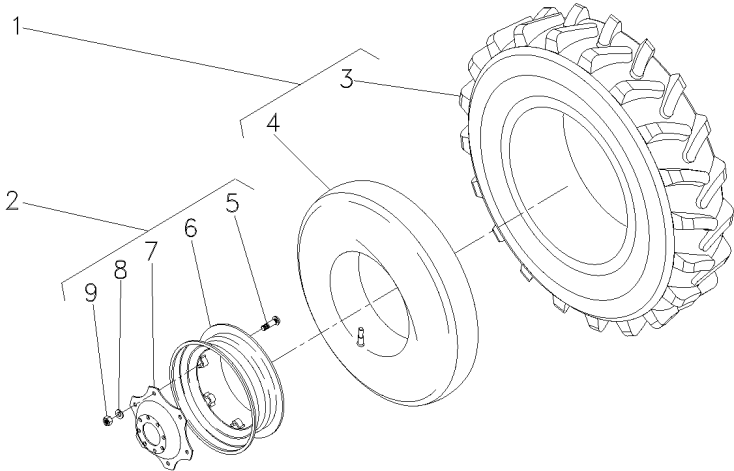
Rodas Dianteiras  
Front Wheels  
Ruedas Delanteras

14.9-28r2 (6l)  
14.9-28r2 (6l)  
14.9-28r2 (6l)

130-80

- |   |           |       |
|---|-----------|-------|
| 1 | 487540M91 |       |
| 2 | 036239N1  | 12X28 |
| 3 | 487539M1  | 1     |
| 4 | 828539M1  | 1     |
| 5 | 3408246M1 | 2     |
| 6 | 036240S1  | 2     |
| 7 | 036241P1  | 2     |
| 8 | 027646P1  | 2     |
| 9 | 353427X1  | 2     |

- |   |                  |               |               |
|---|------------------|---------------|---------------|
| 2 | CJ.PNEU E CÂMARA | TYRE AND TUBE | NEUM.Y.CAMARA |
| 2 | RODA             | WHEEL         | RUEDA         |
| 2 | PNEU             | TYRE          | NEUMATICO     |
| 2 | CÂMARA           | CHAMBER       | CAMARA        |
| 8 | PARAFUSO         | BOLT          | PERNO         |
| 1 | ARO              | RIM           | LLANTA        |
| 1 | DISCO            | DISC          | DISCO         |
| 8 | ARRUELA          | WASHER        | ARANDELA      |
| 8 | PORCA            | NUT           | TUERCA        |

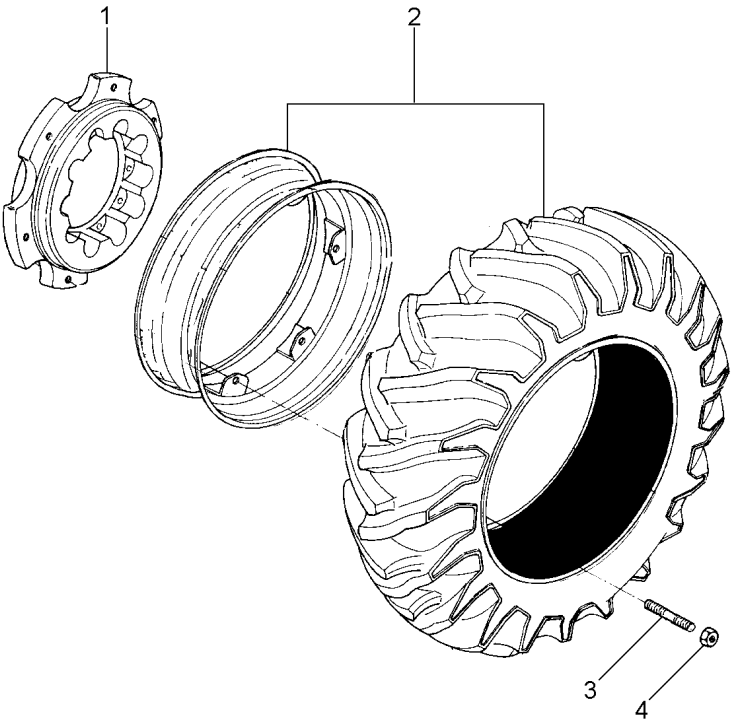




Rodas Dianteiras  
Front Wheels  
Ruedas Delanteras

14.9 X 26 R1 6  
14.9 X 26 R1 6  
14.9 X 26 R1 6

130-85



- 1 021071P1
- 2 3585011M91
- 3 040869P1
- 4 881162M2

130-130 No

- 2 CUBO
- 1 C.J. RODA
- 12 PRISIONEIRO
- 12 PORCA

HUB  
KIT, WHEEL  
STUD  
NUT

CUBO  
JUEGO DE RUEDA  
ESPARRAGO  
TUERCA

Rodas Dianteiras  
Front Wheels  
Ruedas Delanteras

130-90

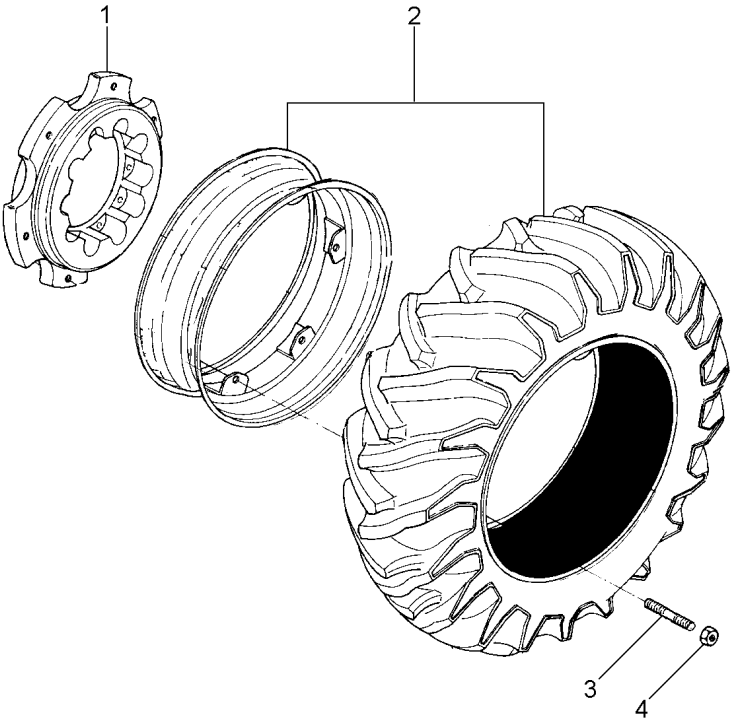
- 1 021071P1
- 2 051681N1
- 3 040869P1
- 4 881162M2

130-135 No

- 2 CUBO
- 1 C.J. RODA
- 12 PRISIONEIRO
- 12 PORCA

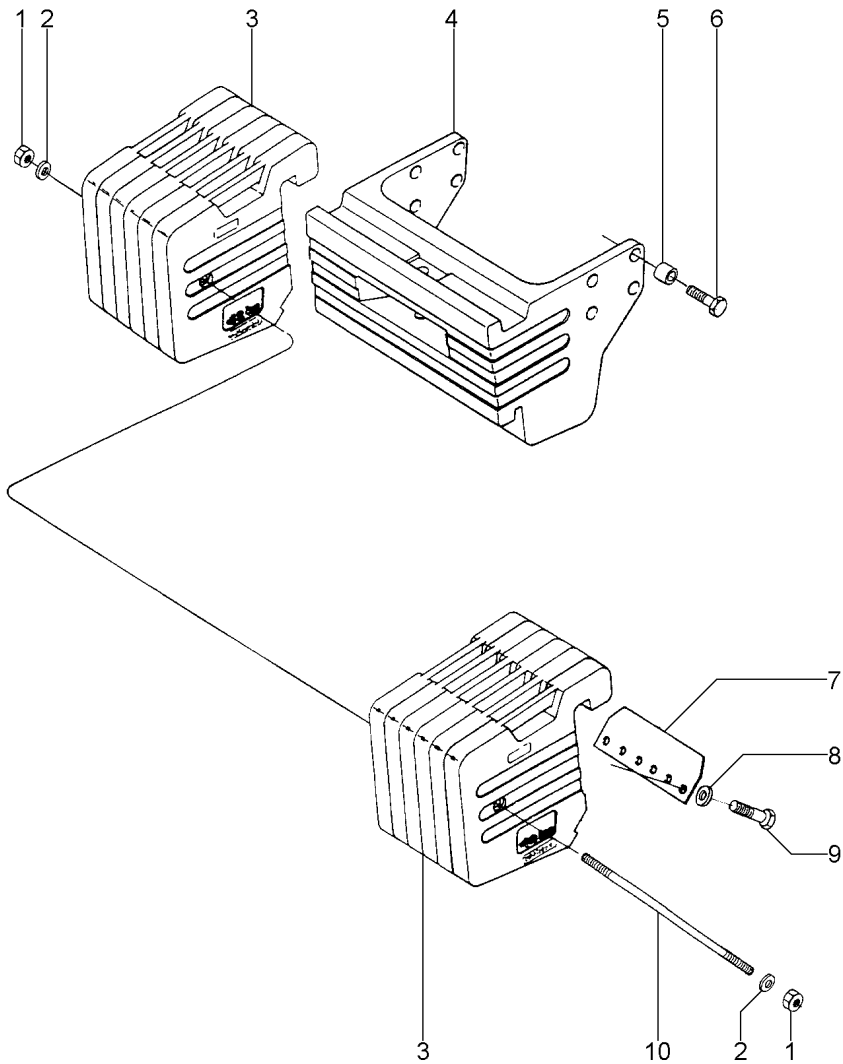
HUB  
KIT, WHEEL  
STUD  
NUT

CUBO  
JUEGO DE RUEDA  
ESPARRAGO  
TUERCA



Suporte E Pesos Dianteiros  
Bracket And Front Wheight  
Soporte Y Pesos Delanteros

130-95



- 1 375112X1
- 2 3585377M1
- 3 020050P1
- 4 020049P1
- 5 020047P1
- 6 369253X1
- 7 020046P1
- 8 353433X1
- 9 3145222M1
- 10 020041P1

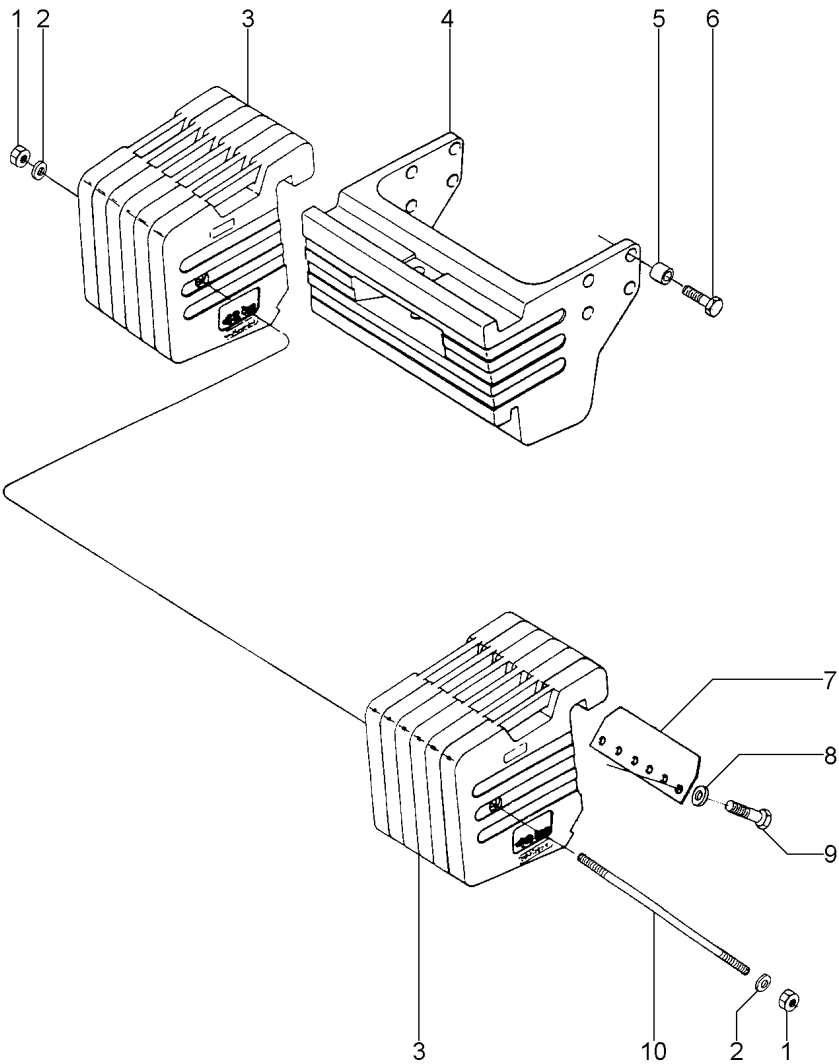
- 2 PORCA
- 2 ARRUELA
- 12 PESO
- 1 SUPORTE
- 8 BUCHA
- 8 PARAFUSO
- 2 PLACA
- 12 ARRUELA
- 12 PARAFUSO
- 1 PRISIONEIRO

- NUT
- WASHER
- WEIGHT
- BRACKET
- BUSH
- BOLT
- PLATE
- WASHER
- BOLT
- STUD

- TUERCA
- ARANDELA
- PESA
- SOPORTE
- CASQUILLO
- PERNO
- PLATO
- ARANDELA
- PERNO
- ESPARRAGO

Suporte E Pesos Dianteiros  
Bracket And Front Wheight  
Soporte Y Pesos Delanteros

130-100



- 1 375112X1
- 2 3585377M1
- 3 020042P1
- 4 020045P1
- 5 020047P1
- 6 369253X1
- 7 020046P1
- 8 353433X1
- 9 3145222M1
- 10 020041P1

- 2 PORCA
- 2 ARRUELA
- 12 PESO
- 1 SUPORTE
- 8 BUCHA
- 8 PARAFUSO
- 2 PLACA
- 12 ARRUELA
- 12 PARAFUSO
- 1 PRISIONEIRO

- NUT
- WASHER
- WEIGHT
- BRACKET
- BUSH
- BOLT
- PLATE
- WASHER
- BOLT
- STUD

- TUERCA
- ARANDELA
- PESA
- SOPORTE
- CASQUILLO
- PERNO
- PLATO
- ARANDELA
- PERNO
- ESPARRAGO

Rodas Traseiras  
Rear Wheels  
Ruedas Traseras

18.4 X 38 R1  
18.4 X 38 R1  
18.4 X 38 R1

130-105

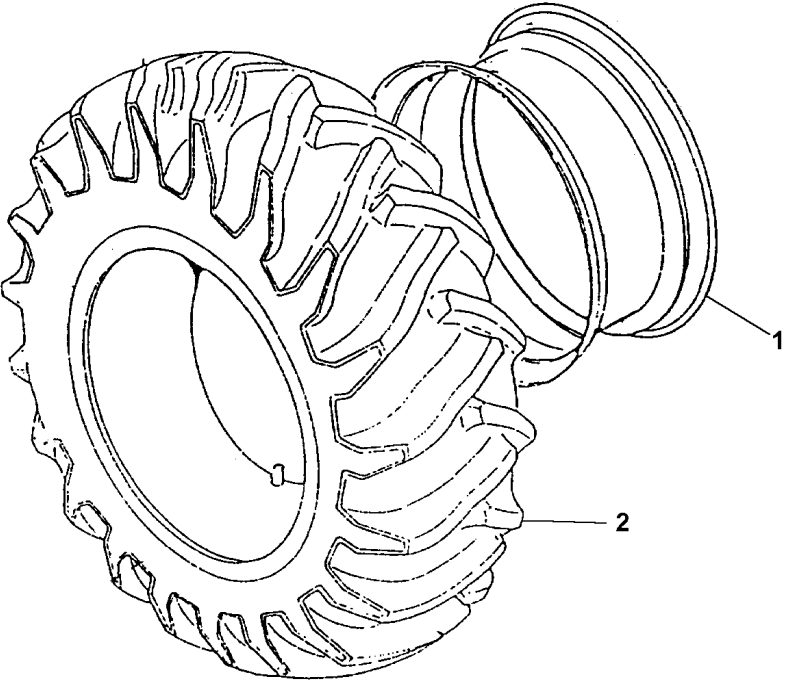
- 1 021058S1
- 2 3410893M91

130-125 No

- 1 ARO
- 1 CJ.PNEU E CÂMARA

RIM  
TYRE AND TUBE

LLANTA  
NEUM.Y.CAMARA



Rodas Traseiras  
Rear Wheels  
Ruedas Traseras

Lado Direito  
Right Hand  
Lado Derecho

130-110

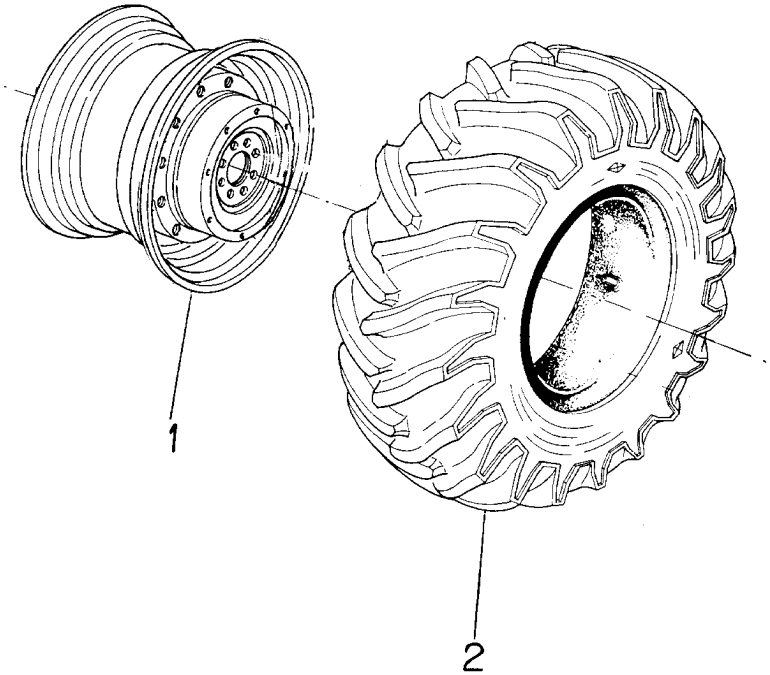
- 1 042222N1
- 2 505035M91

- 130-140 No
- 130-145 No

- 1 CJ. RODA
- 1 CJ.PNEU E CÂMARA

- KIT, WHEEL
- TYRE AND TUBE

- JUEGO DE RUEDA
- NEUM.Y.CAMARA



Rodas Traseiras  
Rear Wheels  
Ruedas Traseras

130-115

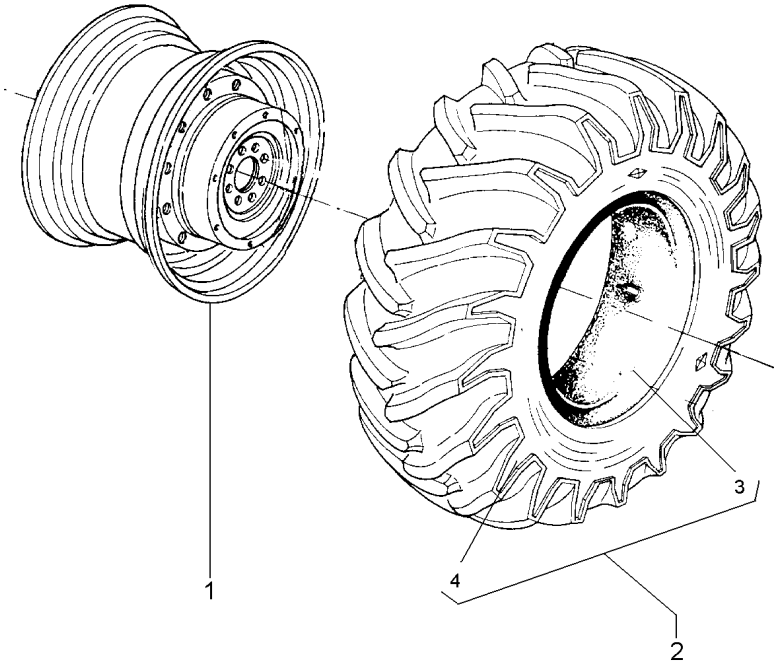
- 1 042222N1
- 2 051688N1
- 3 051690P1
- 4 051689P1

130-140 No  
2  
2 680/75-32

- 1 CJ. RODA
- 1 CJ.PNEU E CÂMARA
- 1 CÂMARA
- 1 PNEU

KIT, WHEEL  
TYRE AND TUBE  
CHAMBER  
TYRE

JUEGO DE RUEDA  
NEUM.Y.CAMARA  
CAMARA  
NEUMATICO



Rodas Traseiras  
Rear Wheels  
Ruedas Traseras

20.8 X 38 R1 8  
20.8 X 38 R1 8  
20.8 X 38 R1 8

130-120

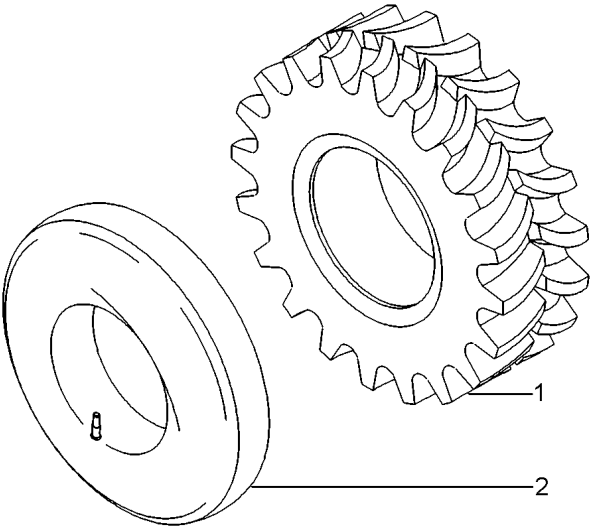
- 1 3587025M1
- 2 3587030M1

20.8X38

- 1 PNEU
- 1 CÂMARA

TYRE  
CHAMBER

NEUMATICO  
CAMARA





Pneu & Câmara  
Tyre & Chamber  
Neum & Camara

18.4 X 38 R1 10  
18.4 X 38 R1 10  
18.4 X 38 R1 10

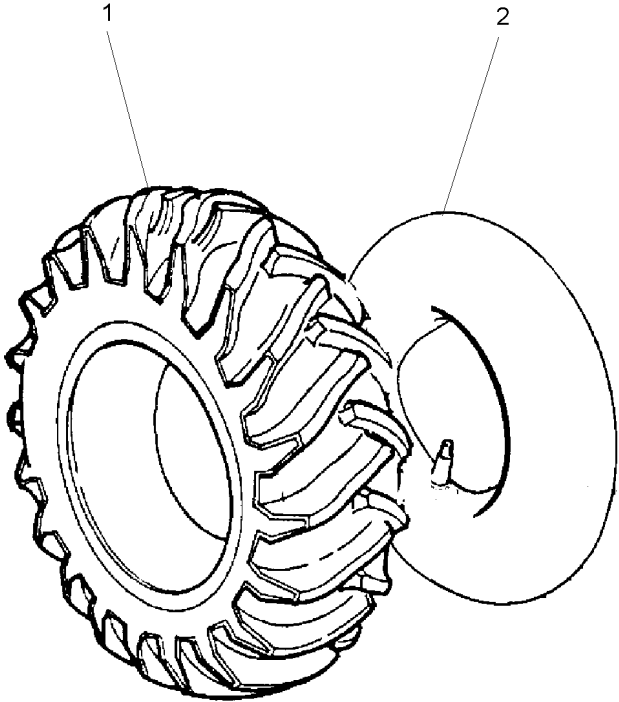
130-125

- 1 3410892M1
- 2 3410891M1

- 1 PNEU
- 1 CÂMARA

TYRE  
CHAMBER

NEUMATICO  
CAMARA



Rodas Traseiras  
Rear Wheels  
Ruedas Traseras

130-130

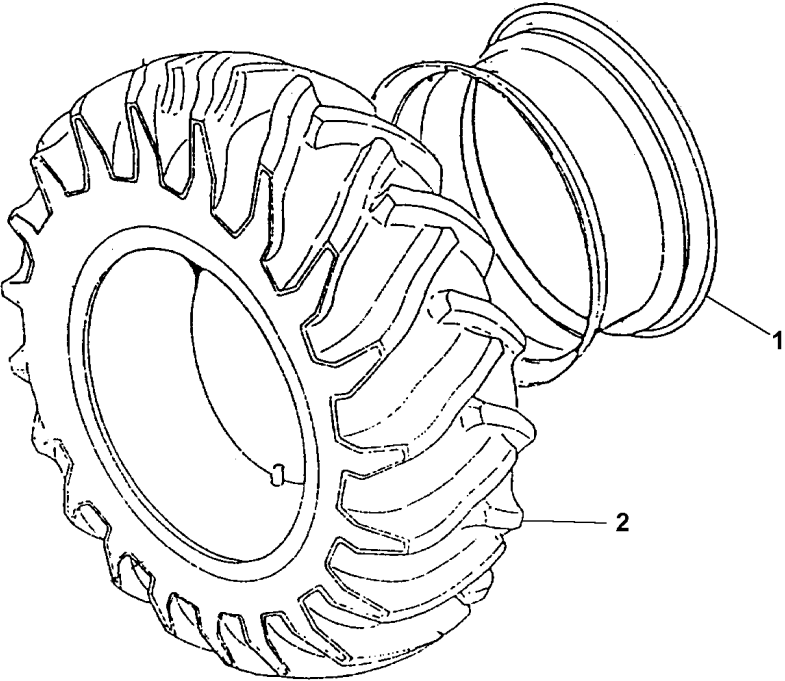
- 1 021073S1
- 2 035822N1

DW 12X26  
👁 130-150 No

- 1 ARO
- 1 CJ.PNEU E CÂMARA

RIM  
TYRE AND TUBE

LLANTA  
NEUM.Y.CAMARA

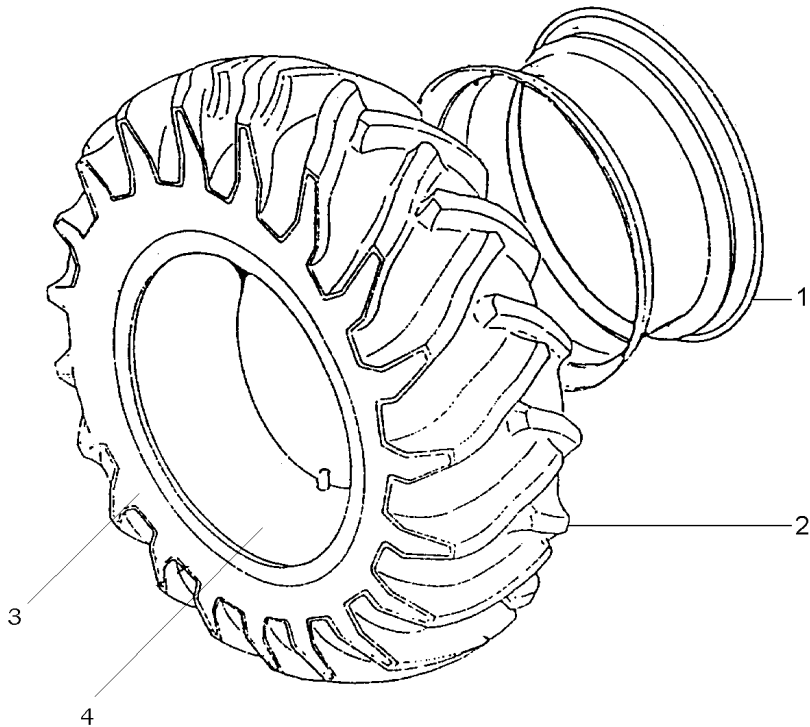


Rodas Dianteiras  
Front Wheels  
Ruedas Delanteras

130-135

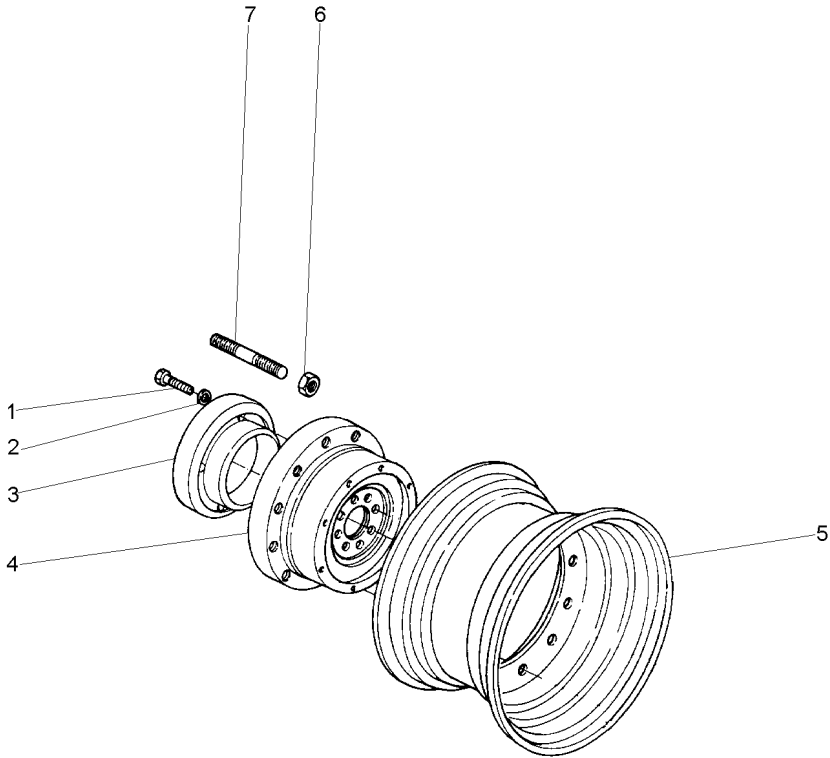
- |   |          |        |
|---|----------|--------|
| 1 | 051392S1 | W16X28 |
| 2 | 051682N1 |        |
| 3 | 051684P1 | 2      |
| 4 | 051683P1 | 2      |

- |   |                  |               |               |
|---|------------------|---------------|---------------|
| 1 | ARO              | RIM           | LLANTA        |
| 1 | CJ.PNEU E CÂMARA | TYRE AND TUBE | NEUM.Y.CAMARA |
| 1 | CÂMARA           | CHAMBER       | CAMARA        |
| 1 | PNEU             | TYRE          | NEUMATICO     |



Roda  
Wheel  
Rueda

130-140



- 1 362600X1
- 2 353762X1
- 3 3585652M1
- 4 3585984M1
- 5 023497S1
- 6 881162M2
- 7 488988M2

- 4 PARAFUSO
- 4 ARRUELA
- 1 PESO
- 1 DISCO
- 1 ARO
- 10 PORCA
- 10 PRISIONEIRO

- BOLT
- WASHER
- WEIGHT
- DISC
- RIM
- NUT
- STUD

- PERNO
- ARANDELA
- PESA
- DISCO
- LLANTA
- TUERCA
- ESPARRAGO

Roda  
Wheel  
Rueda

24.5 X 32 R1 10L  
24.5 X 32 R1 10L  
24.5 X 32 R1 10L

130-145

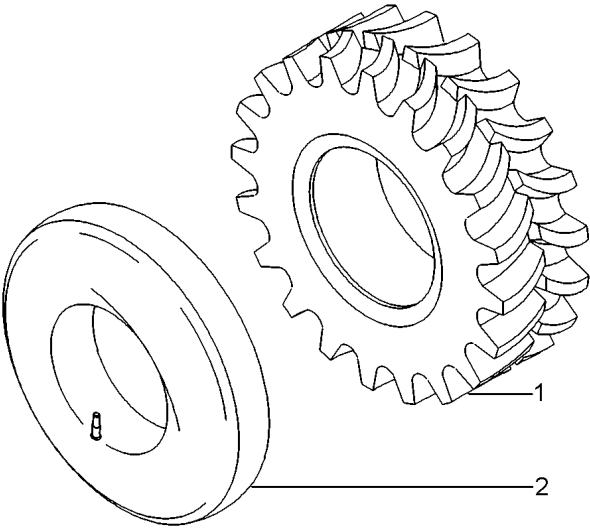
- 1 505037M1
- 2 505036M1

24.5X32 10L

- 1 PNEU
- 1 CÂMARA

TYRE  
CHAMBER

NEUMATICO  
CAMARA



Rodas Dianteiras  
Front Wheels  
Ruedas Delanteras

14.9 X 26 R1 6  
14.9 X 26 R1 6  
14.9 X 26 R1 6

130-150

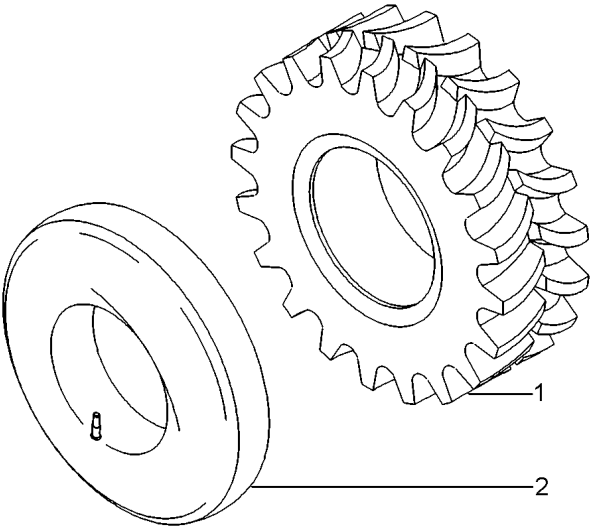
1 035823P1  
2 3410379M1

14.9X26R1  
14.9X26

1 PNEU  
1 CÂMARA

TYRE  
CHAMBER

NEUMATICO  
CAMARA



Suporte E Pesos Dianteiros  
Bracket And Front Wheight  
Soporte Y Pesos Delanteros

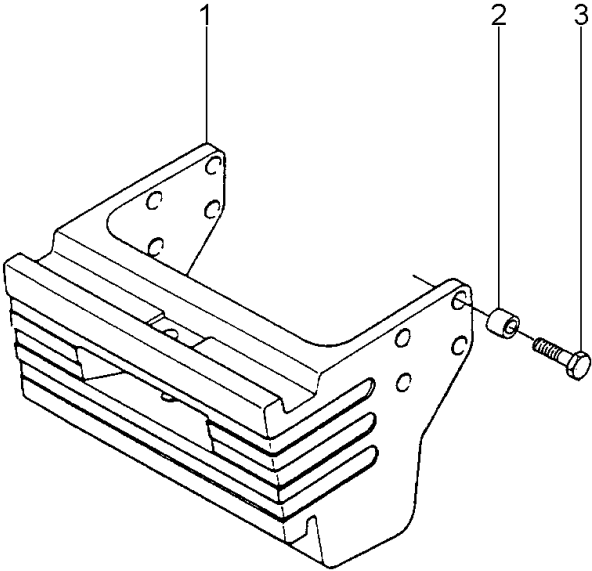
130-155

- 1 020045P1
- 2 020047P1
- 3 369253X1

- 1 SUPORTE
- 8 BUCHA
- 8 PARAFUSO

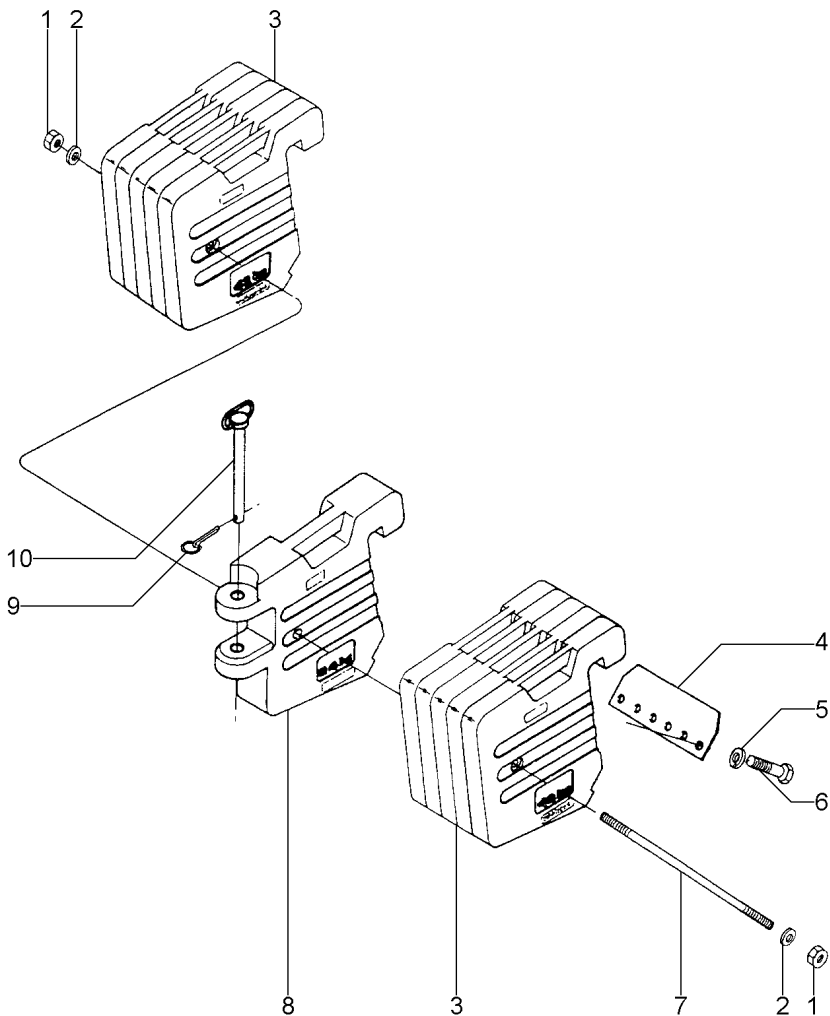
- BRACKET
- BUSH
- BOLT

- SOPORTE
- CASQUILLO
- PERNO



Suporte E Pesos Dianteiros  
Bracket And Front Wheight  
Soporte Y Pesos Delanteros

130-160



- 1 375112X1
- 2 3585377M1
- 3 020042P1
- 4 020046P1
- 5 353433X1
- 6 3145222M1
- 7 020041P1
- 8 020048P1
- 9 810285M92
- 10 020043N1

- 2 PORCA
- 2 ARRUELA
- 10 PESO
- 2 PLACA
- 12 ARRUELA
- 12 PARAFUSO
- 1 PRISIONEIRO
- 1 PESO
- 1 PINO
- 1 C.J. PINO

- NUT
- WASHER
- WEIGHT
- PLATE
- WASHER
- BOLT
- STUD
- WEIGHT
- PIN
- KIT, PIN

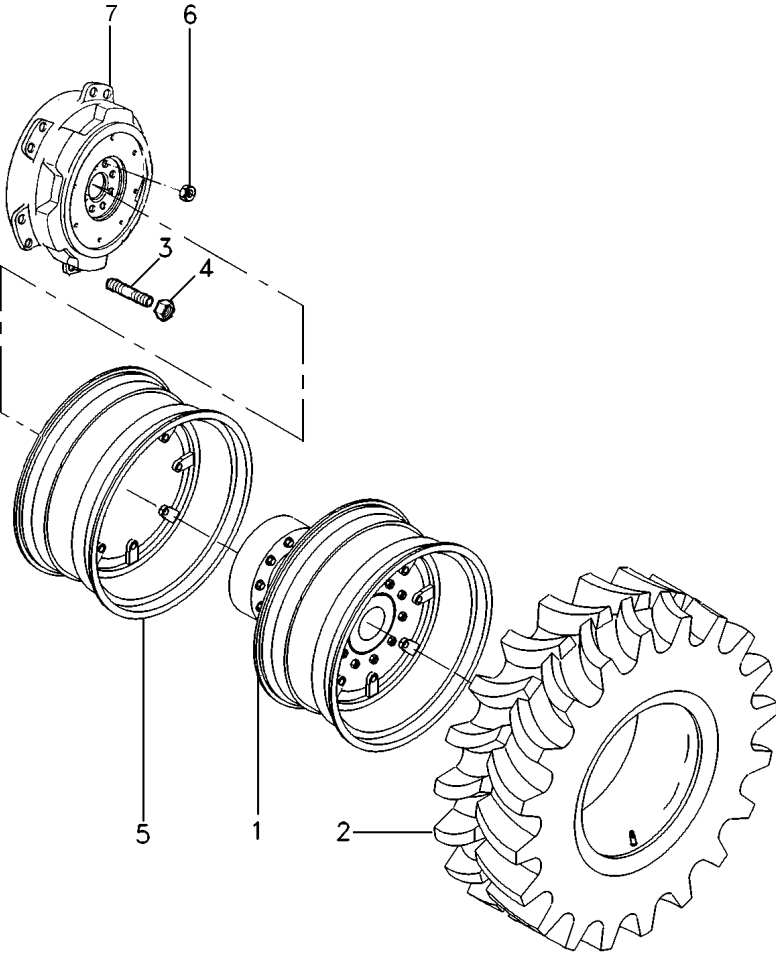
- TUERCA
- ARANDELA
- PESA
- PLATO
- ARANDELA
- PERNO
- ESPARRAGO
- PESA
- PASADOR
- JUEGO PASADOR



Rodagem  
Wheels  
Ruedas

Dupla  
Dual  
Doble  
**130-165**

20.8 X 38 - R1  
20.8 X 38 - R1  
20.8 X 38 - R1



- 1 071111T1
- 2 3585999M91
- 3 488988M2
- 4 881162M2
- 5 035751S1
- 6 1487085M1
- 7 3411093M1

- 130-170 No
- 130-120 No

- 1 KIT RODADO DUPLO
- 4 CJ.PNEU E CÂMARA
- 24 PRISIONEIRO
- 24 PORCA
- 2 ARO
- 16 PORCA
- 2 CUBO

- WHEEL DOUBLE KIT
- TYRE AND TUBE
- STUD
- NUT
- RIM
- NUT
- HUB

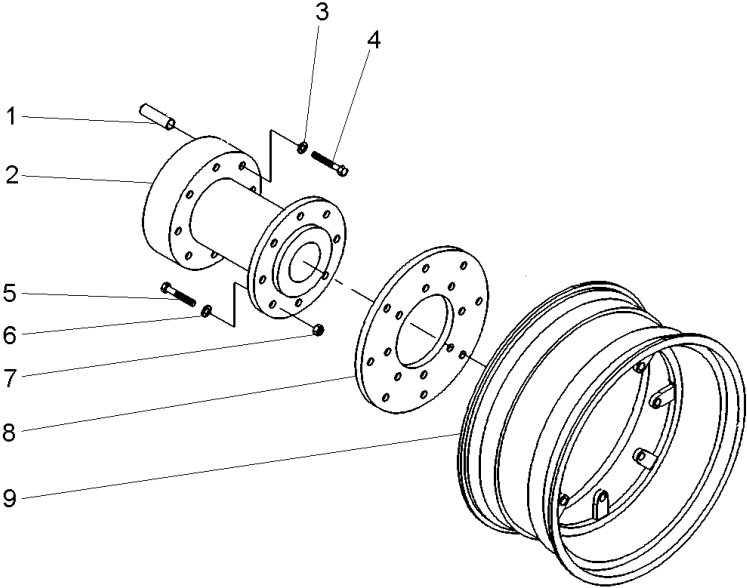
- CJ. RODAJE DUPLO
- NEUM.Y.CAMARA
- ESPARRAGO
- TUERCA
- LLANTA
- TUERCA
- CUBO

Rodagem  
Wheels  
Ruedas

Dupla  
Dual  
Doble  
130-170

20.8 X 38 - R1  
20.8 X 38 - R1  
20.8 X 38 - R1

- |   |          |    |          |        |          |
|---|----------|----|----------|--------|----------|
| 1 | 071112R1 | 16 | TUCHO    | TAPPET | TAQUET   |
| 2 | 058118R1 | 2  | CUBO     | HUB    | CUBO     |
| 3 | 056773R1 | 16 | ARRUELA  | WASHER | ARANDELA |
| 4 | 056774R1 | 16 | PARAFUSO | BOLT   | PERNO    |
| 5 | 058119R1 | 16 | PARAFUSO | BOLT   | PERNO    |
| 6 | 058120R1 | 16 | ARRUELA  | WASHER | ARANDELA |
| 7 | 058121R1 | 16 | PORCA    | NUT    | TUERCA   |
| 8 | 058122R1 | 2  | DISCO    | DISC   | DISCO    |
| 9 | 071113R1 | 2  | ARO      | RIM    | LLANTA   |



Rodas Traseiras  
Rear Wheels  
Ruedas Traseras

20.8 X 38 R1  
20.8 X 38 R1  
20.8 X 38 R1

130-175

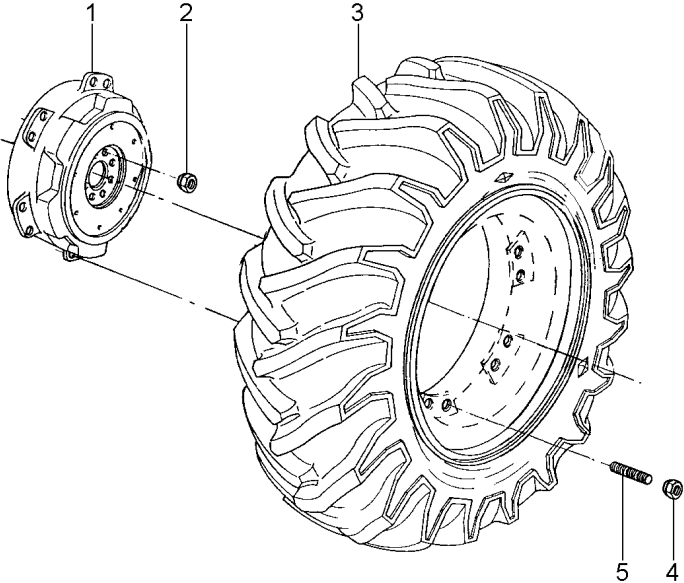
- 1 3411093M1
- 2 1487085M1
- 3 3585997M91
- 4 881162M2
- 5 488988M2

130-185 No

- 2 CUBO
- 16 PORCA
- 2 CJ. ARO/PNEU
- 24 PORCA
- 24 PRISIONEIRO

HUB  
NUT  
WHEEL AND TYRE  
NUT  
STUD

CUBO  
TUERCA  
RUEDA Y NEUMATIC  
TUERCA  
ESPARRAGO



Rodas Dianteiras  
Front Wheels  
Ruedas Delanteras

130-180

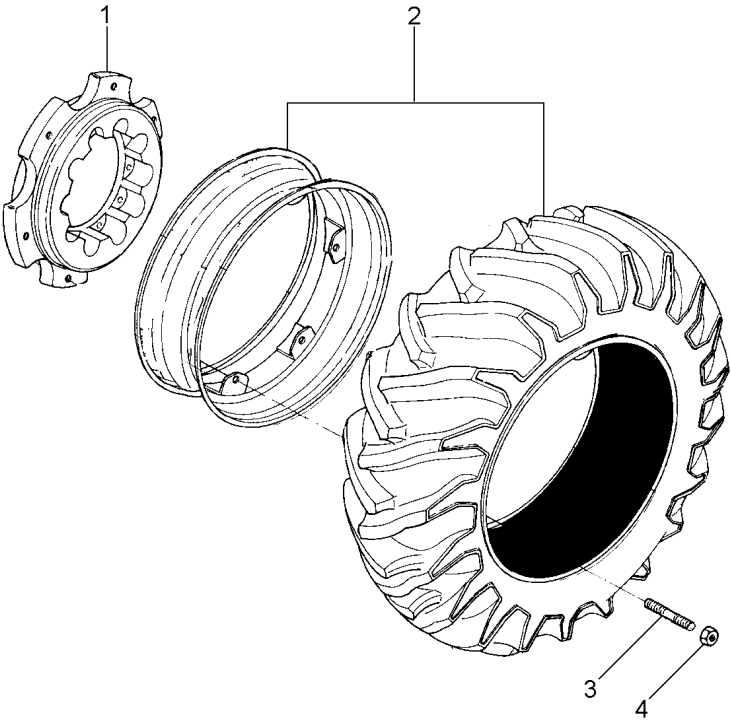
- 1 021071P1
- 2 3587079M91
- 3 040869P1
- 4 881162M2

130-190 No

- 2 CUBO
- 1 C.J. RODA
- 12 PRISIONEIRO
- 12 PORCA

HUB  
KIT, WHEEL  
STUD  
NUT

CUBO  
JUEGO DE RUEDA  
ESPARRAGO  
TUERCA



Rodas Traseiras  
Rear Wheels  
Ruedas Traseras

18.4 X 38 R1  
18.4 X 38 R1  
18.4 X 38 R1

130-185

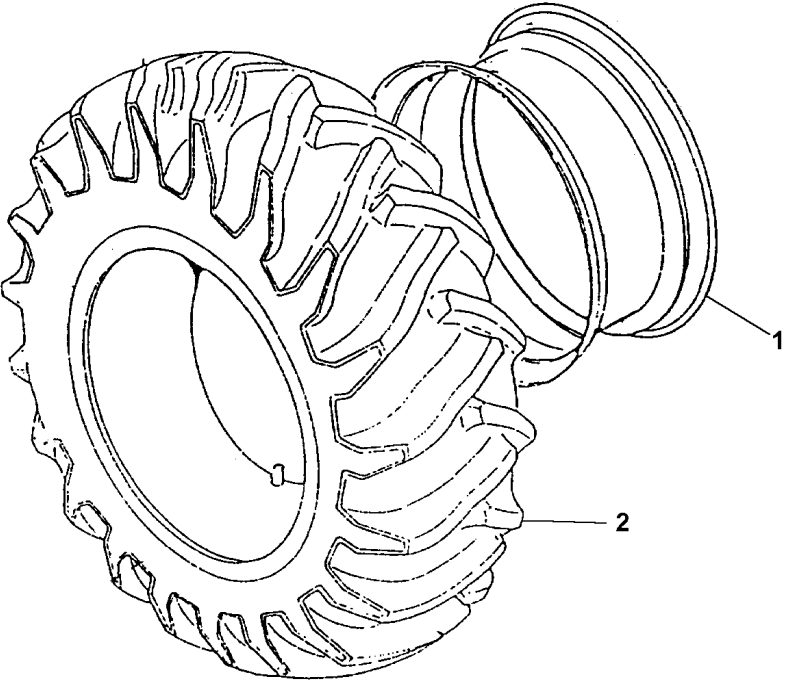
- 1 035751S1
- 2 3585999M91

130-120 No

- 1 ARO
- 1 CJ.PNEU E CÂMARA

RIM  
TYRE AND TUBE

LLANTA  
NEUM.Y.CAMARA



Rodas Dianteiras  
Front Wheels  
Ruedas Delanteras

130-190

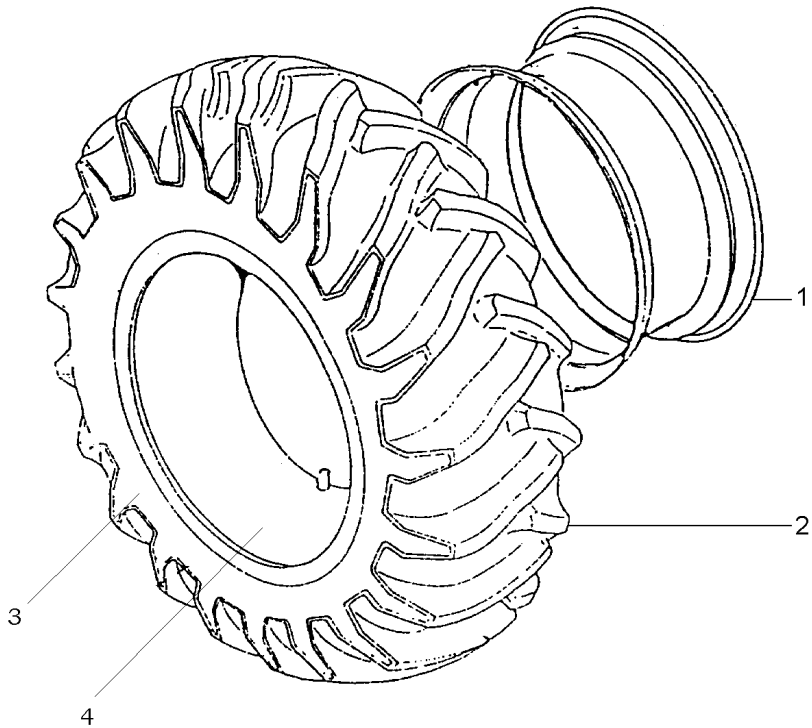
- 1 021072S1
- 2 834626M91

130-195 No

- 1 ARO
- 1 CJ.PNEU E CÂMARA

RIM  
TYRE AND TUBE

LLANTA  
NEUM.Y.CAMARA



Rodas Traseiras  
Rear Wheels  
Ruedas Traseras

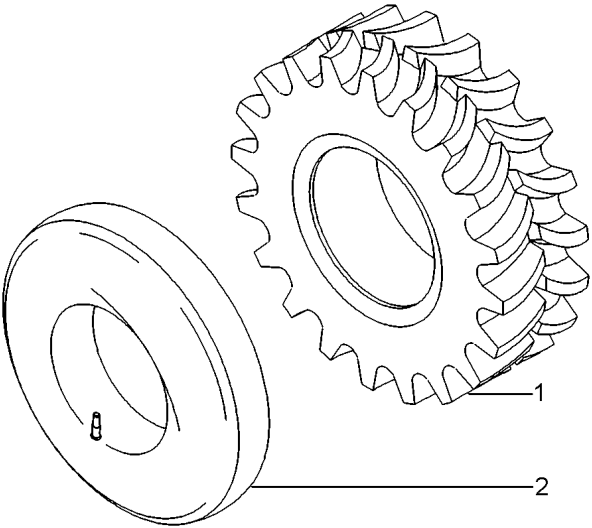
130-195

- 1 834625M1
- 2 833605M1

- 1 PNEU
- 1 CÂMARA

TYRE  
CHAMBER

NEUMATICO  
CAMARA




1 064559T1

1 BARRA

BAR

BARRA





Receptor Gps  
Gps Receptor  
Receptor Gps

140-15

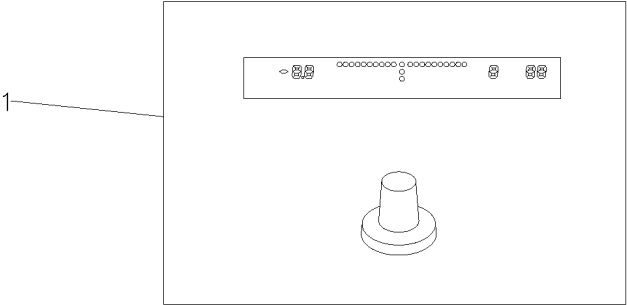
1 064558T1 1 RECEPTOR RECEIVER RECEPTOR



Receptor Gps E Barra De Luzes  
Gps Receptor And Light Bar  
Receptor Gps Y Barra De Luz

140-20

1 064796T1 1 RECEPTOR RECEIVER RECEPTOR

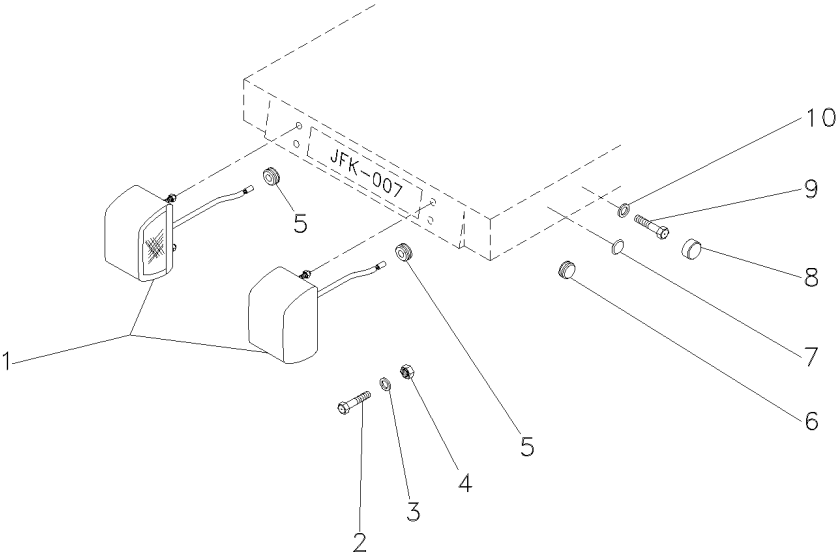


Instalação Luz De Placa  
Plate Light Assy  
Instalación Luz De Placa

140-25

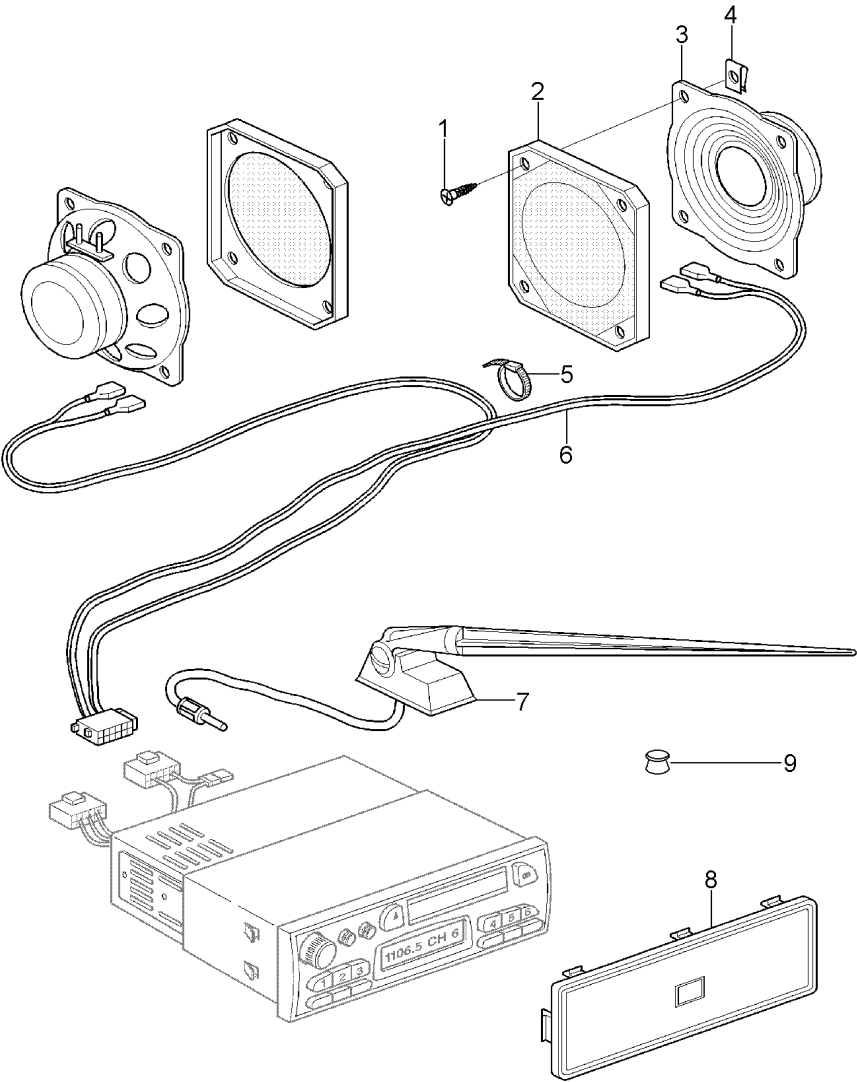
|    |            |     |   |           |         |             |
|----|------------|-----|---|-----------|---------|-------------|
| 1  | 3619018M91 | [A] | 2 | SINALEIRA | SIGNAL  | AVISADOR    |
| 2  | 391074X1   | [B] | 4 | PARAFUSO  | BOLT    | PERNO       |
| 3  | 353441X1   | [B] | 4 | ARRUELA   | WASHER  | ARANDELA    |
| 4  | 339030X1   | [B] | 4 | PORCA     | NUT     | TUERCA      |
| 5  | 021460P1   |     | 1 | TAMPÃO    | PAD     | ALMOHADILLA |
| 5  | 021460P1   | [B] | 2 | TAMPÃO    | PAD     | ALMOHADILLA |
| 5  | 3388889M1  | [A] | 2 | PASSA-FIO | GROMMET | PASACABLE   |
| 7  | 2801324M1  |     | 1 | BUJÃO     | PLUG    | TAPON       |
| 8  | 3616277M1  |     | 2 | CAPA      | CAP     | TAPA        |
| 9  | 339123X1   |     | 2 | PARAFUSO  | BOLT    | PERNO       |
| 10 | 390972X1   |     | 2 | ARRUELA   | WASHER  | ARANDELA    |

- [A] COM PLACA  
WITH PLATE  
CON PLACA
- [B] SEM PLACA  
WITHOUT PLATE  
SIN PLACA



Instalação Do Rádio  
Installation Of The Radio  
Equipaje Del Radio

140-30



- 1 3580257M1
- 2 3617395M1
- 3 3617394M1
- 4 3715142M1
- 5 517587M1
- 6 3388458M4
- 7 3617629M92
- 8 3580173M1
- 9 2801324M1

M5x20

[A]

[A] SEM RÁDIO  
WITHOUT RADIO  
SIM RADIO

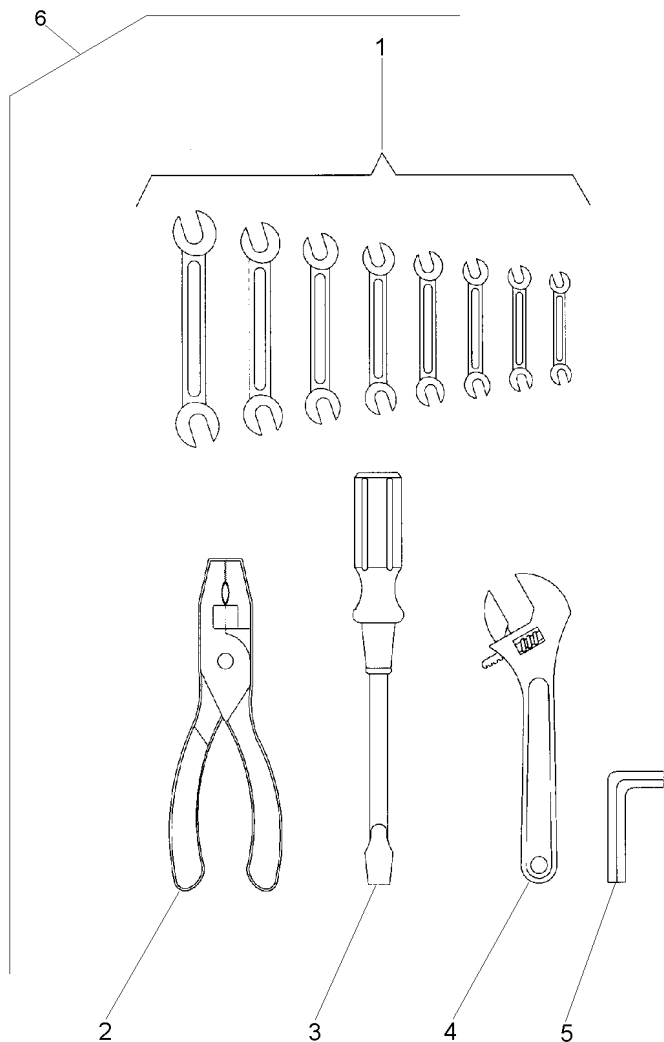
- 8 PARAFUSO
- 2 GRADE
- 2 ALTO-FALANTE
- 8 PORCA
- 1 BRAÇADEIRA
- 1 CHICOTE
- 1 ANTENA
- 1 TAMPA
- 1 BUJÃO


- BOLT
- GRILLE
- SPEAKER
- NUT
- CLAMP
- HARNESS
- ANTENNA
- COVER
- PLUG

- PERNO
- REJILLA
- ALTOVOZ
- TUERCA
- ABRAZADERA
- MAZO CABLES
- ANTENA
- CUBIERTA
- TAPON

|                    |
|--------------------|
| Kit De Ferramentas |
| Tools              |
| Herramientas       |

**140-35**



|   |                                                                                                |   |   |                 |             |                  |
|---|------------------------------------------------------------------------------------------------|---|---|-----------------|-------------|------------------|
| 1 | 3145880M1                                                                                      | 6 | 1 | CHAVE DE BOCA   | SPANNER     | LLAVE DE RUEDA   |
| 1 | 3145881M1                                                                                      | 6 | 1 | CHAVE DE BOCA   | SPANNER     | LLAVE DE RUEDA   |
| 1 | 3145882M1                                                                                      | 6 | 1 | CHAVE DE BOCA   | SPANNER     | LLAVE DE RUEDA   |
| 1 | 3145883M1                                                                                      | 6 | 1 | CHAVE DE BOCA   | SPANNER     | LLAVE DE RUEDA   |
| 1 | 3145884M1                                                                                      | 6 | 1 | CHAVE DE BOCA   | SPANNER     | LLAVE DE RUEDA   |
| 1 | 3145885M1                                                                                      | 6 | 1 | CHAVE DE BOCA   | SPANNER     | LLAVE DE RUEDA   |
| 1 | 3145886M1                                                                                      | 6 | 1 | CHAVE DE BOCA   | SPANNER     | LLAVE DE RUEDA   |
| 1 | 3145887M1                                                                                      | 6 | 1 | CHAVE DE BOCA   | SPANNER     | LLAVE DE RUEDA   |
| 2 | 3145888M1                                                                                      | 6 | 1 | ALICATE         | PLIERS      | PINZAS           |
| 3 | 3145890M1                                                                                      | 6 | 1 | CHAVE DE FENDA  | SCREWDRIVER | DESTORNILLADOR   |
| 4 | 3145889M1                                                                                      | 6 | 1 | CHAVE DE BOCA   | SPANNER     | LLAVE DE RUEDA   |
| 5 | 1437379M1                                                                                      | 6 | 1 | CHAVE ALLEN     | ALLEN KEY   | LLAVE ALLEN      |
| 6 |  3145959M91 |   | 1 | KIT FERRAMENTAS | KIT, TOOL   | JGO.HERRAMIENTAS |

Engraxadeira  
Greaser  
Engrasadera

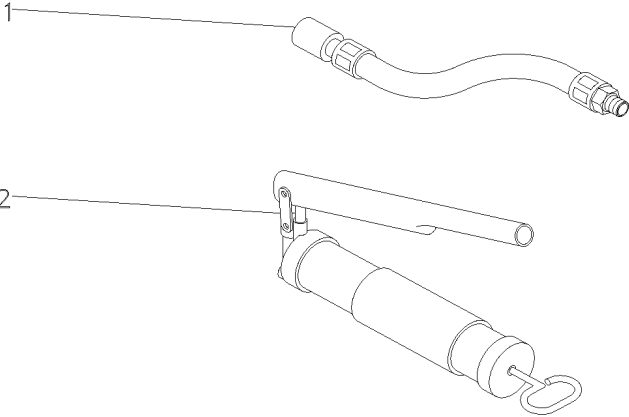
140-40

- 1 036336T1
- 2 036335T1

- 1 MANGUEIRA
- 1 ENGRAXADEIRA

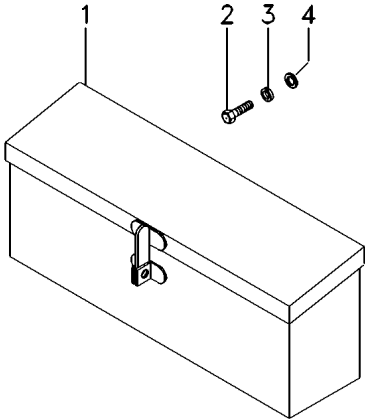
- HOSE
- SHOES

- FLEXIBLE
- ZAPATAS



Caixa De Ferramentas  
Tools Box  
Caja De Herramientas

140-45

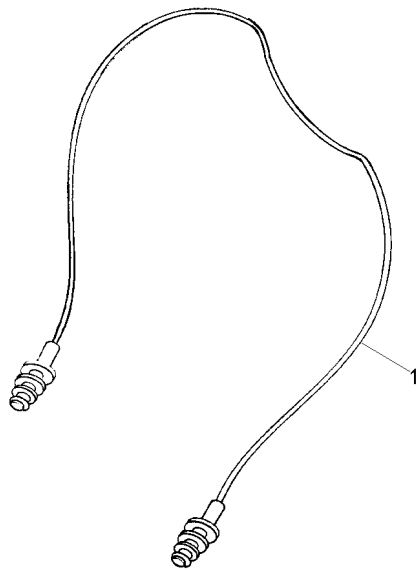


- 1 036765N1
- 2 353676X1
- 3 353446X1
- 4 829185M1

- |                   |          |                  |
|-------------------|----------|------------------|
| 1 CX. FERRAMENTAS | TOOL BOX | CAJA HERRAMIENTA |
| 2 PARAFUSO        | BOLT     | PERNO            |
| 2 ARRUELA         | WASHER   | ARANDELA         |
| 2 ARRUELA         | WASHER   | ARANDELA         |

Protetor Auricular  
Protector  
Protetor

140-50



1 T0289054

1 PROTETOR

PROTECTOR

PROTECTOR

T0289054

EH83Z001

C068002 E02 (1)

10/04 140-50

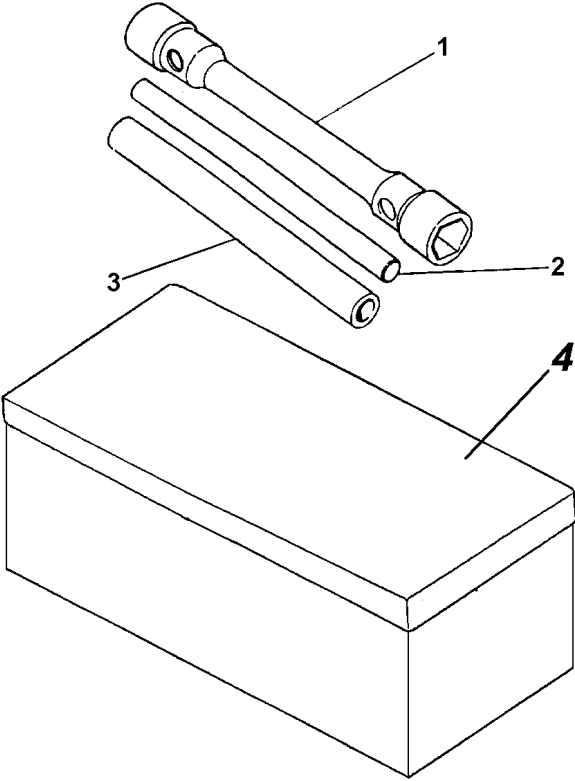


Chaves De Roda  
Spanner  
Llave Rueda

140-55

- 1 021410P1
- 2 3149804M1
- 3 3149803M1
- 4 EE123025M91

- |                 |           |                |
|-----------------|-----------|----------------|
| 1 CHAVE DE RODA | WHEEL KEY | LLAVE DE RUEDA |
| 1 BARRA         | BAR       | BARRA          |
| 1 TUBO          | PIPE      | CANO           |
| 1 CAIXA         | BOX       | CAJA           |



Triângulo De Advertência  
Lighting Equipament  
Equipo Alumbrado

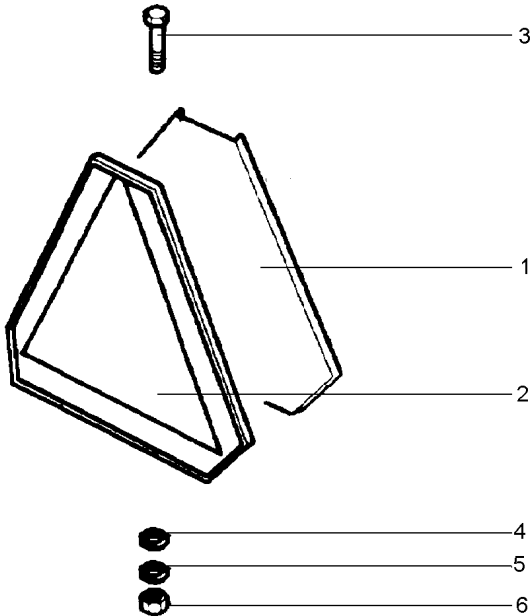
140-60

- 1 053117S1
- 2 890016200046
- 3 339123X1
- 4 22428X
- 5 339374X1
- 6 394367X1

- 1 SUPORTE
- 1 DECAL
- 1 PARAFUSO
- 1 ARRUELA
- 1 ARRUELA
- 1 PORCA

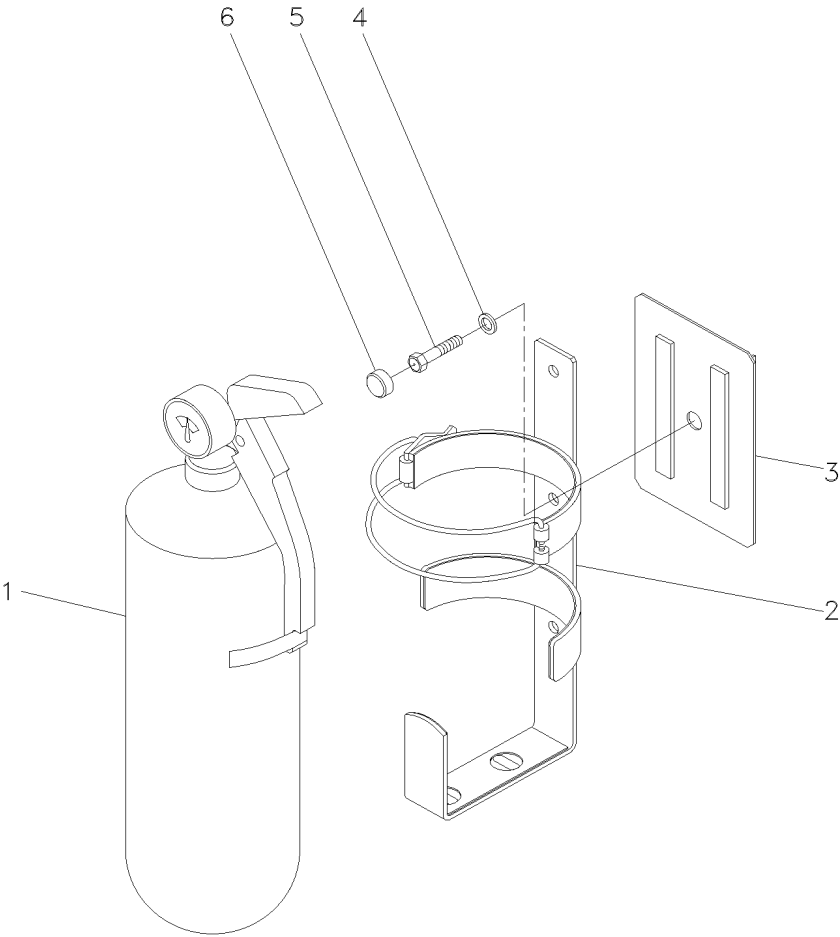
- BRACKET
- DECAL
- BOLT
- WASHER
- WASHER
- NUT

- SOPORTE
- CALCOMANIA
- PERNO
- ARANDELA
- ARANDELA
- TUERCA



Extintor De Incêndio  
Fire Extinguisher  
Extintor De Incendio

140-65



- 1 3470314M91
- 2 3470313M91
- 3 052515S1
- 4 390972X1
- 5 339123X1
- 5 339124X1 [A]
- 6 3616277M1 [A]

[A] SEM EXTINTOR  
WITHOUT EXTINGUISHER  
SIN EXTINTOR

- |              |              |          |
|--------------|--------------|----------|
| 1 EXTINTOR   | EXTINGUISHER | EXTINTOR |
| 1 SUPORTE    | BRACKET      | SOPORTE  |
| 1 FECHAMENTO | COVER        | CUBIERTA |
| 1 ARRUELA    | WASHER       | ARANDELA |
| 1 PARAFUSO   | BOLT         | PERNO    |
| 1 PARAFUSO   | BOLT         | PERNO    |
| 1 CAPA       | CAP          | TAPA     |